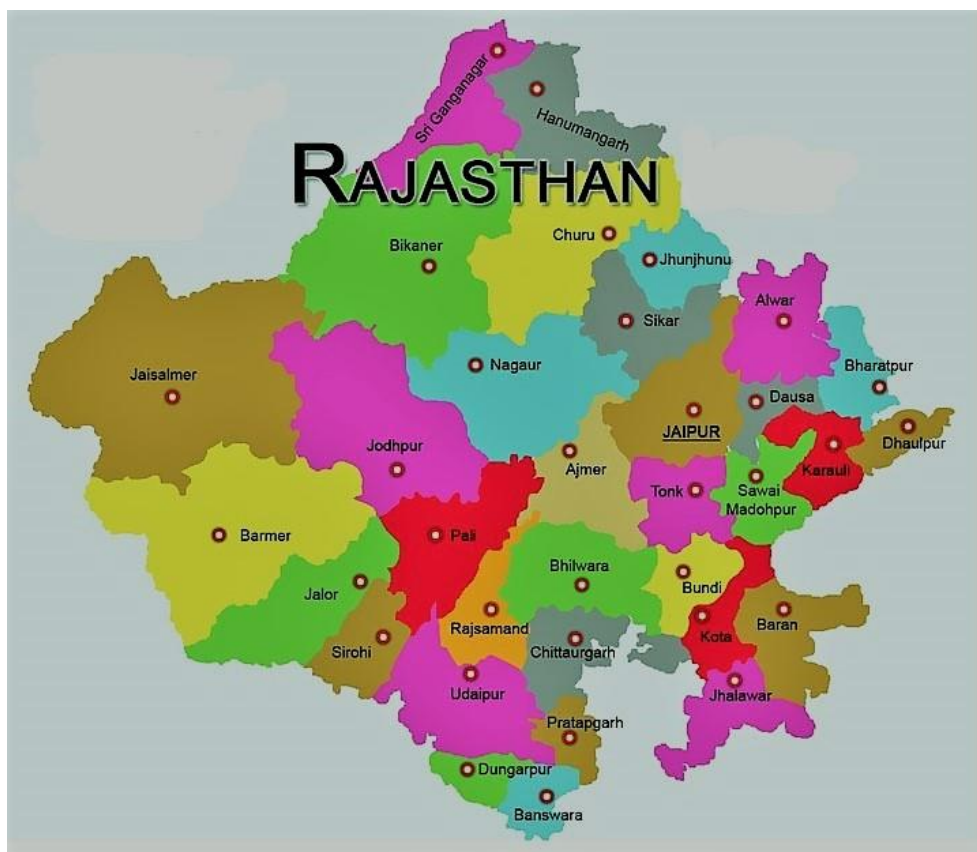


OFFICE OF THE ACCOUNTANT GENERAL (A&E)

RAJASTHAN, JAIPUR

ANNUAL REVIEW
PUBLIC WORKS DIVISIONS



YEAR

2018-2019

CONTENTS

Sr. No.	Subject	Page No.
1.	Overview	1-2
2.	Summary of Annual Review on the working of PWD Divisions	3-14
3.	Annexure-1	15
4.	Annexure-1(a)	16-18
5.	Annexure-1(b)	19-23
6.	Annexure-2	24
7.	Annexure-3	25-35
8.	Annexure-A	36
9.	Annexure-A-1	37-41
10.	Annexure-A-2	42-46
11.	Annexure-A-2(i)	47
12.	Annexure-A-2(ii)	48-49
13.	Annexure-A-2(iii)	50
14.	Annexure-B	51-55
15.	Annexure-C	56-61
16.	Annexure-D	62-68
17.	Annexure-E	69-73
18.	Annexure-F	74-79
19.	Annexure-G	80-84
20.	Annexure-H	85-86
21.	Annexure-I	87-90
22.	Annexure-J	91-96
23.	Annexure-K	97
24.	Annexure-L	98-101
25.	Annexure-M	102-105
26.	Annexure-N	106
27.	Annexure-O	107-111
28.	Annexure-P	112
29.	Annexure-Q	113-115
30.	Annexure-R	116-117

Sr. No.	Subject	Page No.
31.	Annexure-R(i)	118
32.	Annexure-R(ii)	119
33.	Annexure-R(iii)	120
34.	Annexure-R(iv)	121
35.	Annexure-R(v)	122
36.	Annexure-R(vi)	123
37.	Annexure-R(vii)	124
38.	Annexure-R(viii)	125-126
39.	Annexure-R(ix)	127
40.	Annexure-S	128-132
41.	Annexure-T	133-134
42.	Annexure-U	135-137
43.	Annexure-V	138-142
44.	Annexure-W	143-148
45.	Annexure-X	149-163
46.	Annexure-X(i)	164
47.	Annexure- X(iii)	165
48.	Annexure- X(iv)	166-167
49.	Annexure- X(v)	168
50.	Annexure- X(vi)	169
51.	Annexure- X(vii)	170
52.	Annexure- X(viii)	171
53.	Annexure- X(ix)	172
54.	Annexure- X(x)	173
55.	Annexure- X(xi)	174
56.	Annexure- X(xii)	175
57.	Annexure- X(xiii)	176
58.	Annexure-Y	177-180
59.	Annexure-Y(i)	181
60.	Annexure-Z	182-183
61.	Abstract Summary	184-192

OVERVIEW

This Annual Review relates to the working of Public Works Divisions i.e. PWD, PHED, WRD, IGNP and CAD in Rajasthan State for the year 2018-19. The primary purpose of this Review is to invite attention of the State Government on the shortcomings, errors and arrears in the maintenance of initial accounts noticed during the course of compilation of accounts, local audit and central audit of the works divisions. The observations included in the review are expected to enable the Executive to take corrective action to frame appropriate policies/guidelines as well as to issue directives that will lead to improved accounting and financial management and contribute to better governance.

Some of the important issues included in the review are highlighted below:

- The differences/balances outstanding under remittance challans (head of account 8782-102-01) was ₹ 155.25 lakh (Debit balance) and cheques (head of account 8782-102-02) was ₹ 3,331.35 lakh (credit balance) due to Non-reconciliation/Non-settlement of old items pertaining to the period prior to 2016-17.
- Outstanding amount under head MPSSA was ₹ (-) 320.17 lakh (credit balance) in 89 works divisions and ₹ 2,972.23 lakh (debit balance) in 174 works divisions under head IAPWD as on 31st March, 2019.
- There was delay of more than 10 years in settlement of outstanding 1000 Inspection Reports containing 2343 paras.
- Imprest amounting to ₹ 20.42 lakh was granted by the works divisions in excess of authorized limit without sanction of the competent authority.
- Initial and subsidiary accounts records like Material at Site Account, Register of Works & Works Abstract, Contractor Ledger, Tools & Plants Account, Stores & Stock Accounts, Register of Land & Building, Register of Check Measurement, Hindrance Register and Measurement Book, Half-yearly Register of Stock were not being maintained which is, apart from violation of codal provisions, fraught with the risk of misappropriation/ pilferage/embezzlement.
- Public Works Advances amounting to ₹ 1,698.89 lakh were outstanding in 138 works divisions. Balances remained unclaimed for more than three completed accounting years under PW Deposits amounting to

₹ 1,77,083 lakh in 170 works divisions. Irrigation dues and betterment levy amounting to ₹ 28,455.23 lakh were outstanding in 143 works divisions.

- Irregularities in Notice Inviting Tenders (NIT) and in supply orders amounting to ₹ 8,892.12 lakh in 62 works divisions were noticed. Moreover, works were commenced without sanction of estimates and permission of the competent authority, not executed as per technical specification, commenced without execution of contract or signature of Executive Engineer. Further, significant cases of unauthorised/avoidable/wasteful/irregular expenditure/blocking of funds, non-recovery of mobilisation advances and interest thereon, work orders issued without site clearance, seepage of water, diversion of budget, over payment to contractors, lack of supervision and monitoring, Refund of Security Deposit and Bank Guarantee before completion of Defect Liability period were also noticed.
- Unauthorised financial aid of ₹ 19,703.67 lakh was provided to contractors in 122 works divisions and fictitious adjustments amounting to ₹ 1,996.25 lakh in 39 works divisions were noticed.
- Penalties/compensation/liquidated damages of ₹ 15,655.80 lakh were not imposed on defaulter contractors/suppliers 130 works divisions.

ANNUAL REVIEW ON THE WORKING OF PUBLIC WORKS DIVISIONS

Part – I

The general state of working of Public Works divisions i.e PWD, PHED, WRD, IGNP and CAD up to the year 2018-19, as per paragraph 8.54 of CAG's Manual of Standing Orders (Accounts & Entitlement) Vol. I, is depicted in the following paragraphs:

This review embraces mainly the common and persistent omissions/irregularities noticed during the compilation of works accounts and the course of test check in central and local audit. The position of outstanding balances in Deposit, Suspense and Remittance heads that needs attention for clearance is also depicted. These omissions etc. are only illustrative and not exhaustive and intended to draw attention of the Government to the deficiencies and irregularities of recurring nature in the working of the divisions so that remedial and corrective measures may be taken by the Government/Chief Engineers and other concerned authorities.

1. (a) Non reconciliation /Non settlement of items related to remittances of old outstanding differences of cheques and challans, balances of cheques requiring settlement with treasuries

Cheques and challans were issued and remitted respectively by various works divisions before 01.04.016. As per rules, these cheques issued by the divisions and those encashed in treasuries should have been reconciled monthly with treasuries by works divisions. Similarly, challans remitted by various works divisions and the amount of challans intimated as received by the treasuries should have been reconciled monthly with treasuries and there after Form 51 should have been sent to this office. However, the reconciliation was not done in time hence the old differences are still unadjusted/unsettled. The differences/balances outstanding in remittance heads of various works divisions as on 31st March 2019 under remittance challans (head of account 8782-102-01) was ₹ 155.25 lakh (Debit balance) and cheques (head of account 8782-102-02) was ₹ 3331.35 lakh (Credit balance). The detailed and updated differences of undisposed cheques and challans were not provided in Form 51 submitted by various divisions upto March 2016. Wherever balances are outstanding, reconciliation is necessarily required to be done by the divisions for clearance of remittance by adjustment/settlement or by transfer to relevant account. The divisions where differences between amount of challans deposited by the divisions and amount of challan intimated as received by treasuries under the head "8782-102-01" exist might have occurred due to misclassification but possibility of embezzlement can not be ruled out.

The Accountant General (A&E) office organised camps during 2018-19 for Treasuries Bhilwara, Sriganganagar, Hanumangarh, Tonk, Jaisalmer and Jaipur City in which suggestions were given regarding clearance of outstanding balances under various remittance and suspense heads. It was also decided in camps and meetings to clear such outstanding balances by all concerned divisions and make efforts for 'Nil' balances upto 31st March, 2020 otherwise non-compliance will be brought to the notice of higher authorities of the concerned departments of Govt. of Rajasthan. However, it was noticed that no significant progress was made by concerned treasuries and works divisions.

Hence, considering the significance of reconciliation, necessary directions need to be issued to various works divisions for reconciliation and fresh errors of misclassification also need to be rectified immediately. Similarly, attention should be focused on settlement of

pending differences/balances. All the divisions may be directed to take this responsibility on board for clearance of balances as a special drive.

(b) Suspense Heads

Suspense heads are operated for temporary passage of transaction but were not cleared either because relevant payment, recovery or adjustment is awaited or because it is necessary to keep an effective watch over the value of any stock material until their final disposal. The outstanding amount in 89 works divisions (IRR.-8, PHED-68 and PWD-13) under head MPSSA was ₹ (-) 320.17 lakh (Credit balance) as on 31st March, 2019. Reconciliation of the amount lying outstanding in the above head needs special attention so that outstanding amount can be cleared/adjusted.

(c) Items Adjustable by Public Works Divisions

The remittance head IAPWD has two categories (i) when purchase is through DGS&D and (ii) Interstate Adjustment head. At present only Interstate Adjustment head is operated. An amount of ₹ 2,972.23 lakh (Debit balance) was lying outstanding in 174 works divisions (IRR.-36, PHED-86 and PWD-52) as of 31st March 2019 that needs special attention for clearance/adjustment/recovery after reconciliation by these divisions with Accountant General (A&E) Rajasthan, Jaipur.

List of outstanding balances under remittance/suspense/deposit heads are enclosed as **Annexure '1'**. A comparison list of outstanding balances in respect of various Remittance/Suspense/Deposit heads during 2017-18 and 2018-19 is also annexed below Annexure '1'. A list of outstanding balances under MPSSA and IAPWD as on 31st March, 2019 are enclosed as **Annexure '1(a)'** and **Annexure '1(b)'** respectively.

(d) Submission of Form 51

According to Note (1) of Rule 740 of PWF&AR, Form 51 was required to be submitted to AG office on the 17th of the following month to which it relates. All the transactions are being routed through treasury due to receipt of divisional accounts through treasury from 1st April 2016. But the details of balances related to older outstanding cheques and challans along with Form 51 are not being submitted by various divisions causing impediment in clearance of differences. There are 14 PWD divisions, 09 WRD divisions and 08 PHED divisions which have not submitted Form 51. The list of divisions where Form 51 is outstanding along with number of Form 51 is enclosed as **Annexure '2'**.

(e) Validation of Vouchers

(i) Validation of vouchers of PW divisions is being done in Accountant General (A&E) Rajasthan since July, 2018. During the period from July 2018 to March 2019, validation of 43742 vouchers out of total 250074 vouchers was done and 5603 objections (i.e. 12.81% of validated vouchers) were found in the validation of vouchers which was brought to the notice of concerned authorities. Out of which, reply of only 73 objections was received. The details are given in **Annexure '3'**. A list of treasuries in which 50 or more objections were found is also annexed below Annexure '3'.

(ii) During validation of vouchers of July 2018, it was noticed that in PWD Dn. Kotputli, same sub-voucher for computer job work amounting to ₹ 12,031/- was attached in two separate bills (TV No. 51595 dt 26.7.18 and 51605 dt. 26.7.18) passed by Sub-Treasury, Kotputli (in one bill original sub-voucher and in another bill photocopy of that sub-voucher on which signature of Xen and owner of firm seems to be different from signature on original sub-voucher). Tempering/Double payment in this case can not be ruled out. Matter was brought to the notice of concerned authorities. The Financial Advisor, PWD constituted

(January 2019) a three member Investigation Committee. However, no clear recommendation of the Investigation Committee was available in investigation report received in May, 2019. The matter was brought to the notice of Director Treasury & Accounts in June, 2019 and again in October, 2019 but reply is awaited (January 2020).

2. Major deficiencies noticed during audit of Works divisions in the accounts kept by the divisions:

- (a) Arrears in maintenance of initial and subsidiary accounts.
- (b) Non submission of accounts and other documents to the Accountant General (E&RSA)/ Principal Accountant General (G&SSA).
- (c) Irregularities in Public Works divisions accounts such as fictitious adjustments.
- (d) Arrears in settlement of outstanding audit objections/paragraphs of Inspection Reports.
- (e) Other irregularities noticed as a result of compliance audit, appropriation audit and audit of system of control over expenditure.

The details are brought out in the subsequent paragraphs.

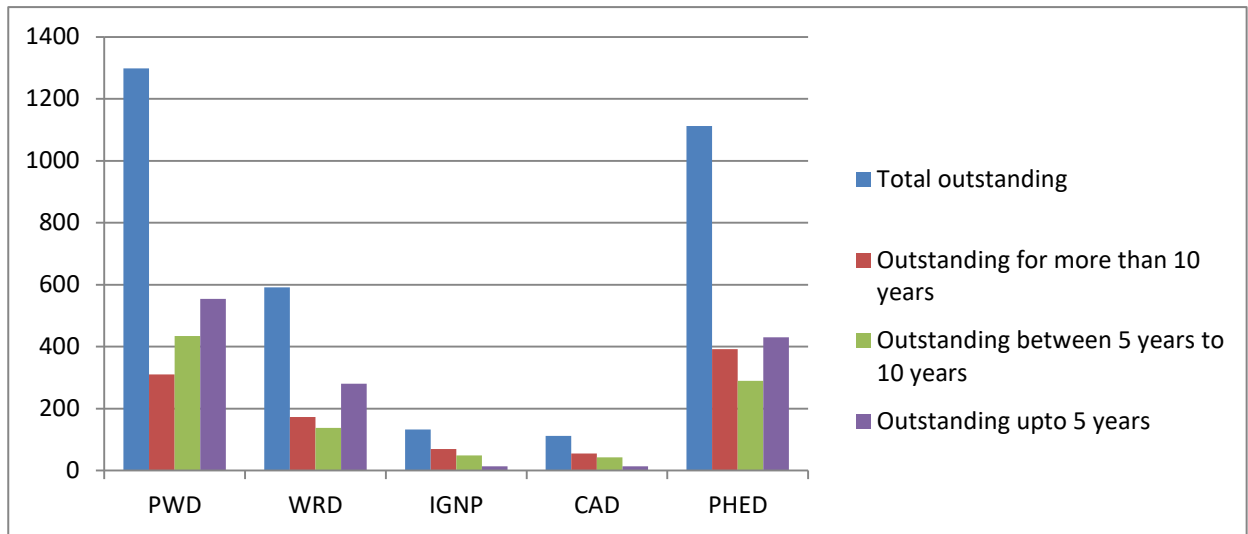
3. Delay in Settlement of outstanding Inspection Reports and Paras

Local audit of the accounts of PW Divisions and offices is conducted periodically and the details of irregularities noticed are communicated to the divisions & offices with a copy of Inspection Reports to superior authorities for their comments/rectification. 90 Inspection Reports of PHED were issued during the year 2018-19 out of which 54 Inspection Reports of executive offices have been considered for annual review. 36 inspection Reports (PHED) of administrative and direction offices have not been considered for annual review. The position of Inspection Reports and Paras (Six months old) outstanding as on 31.3.2019 is given below:

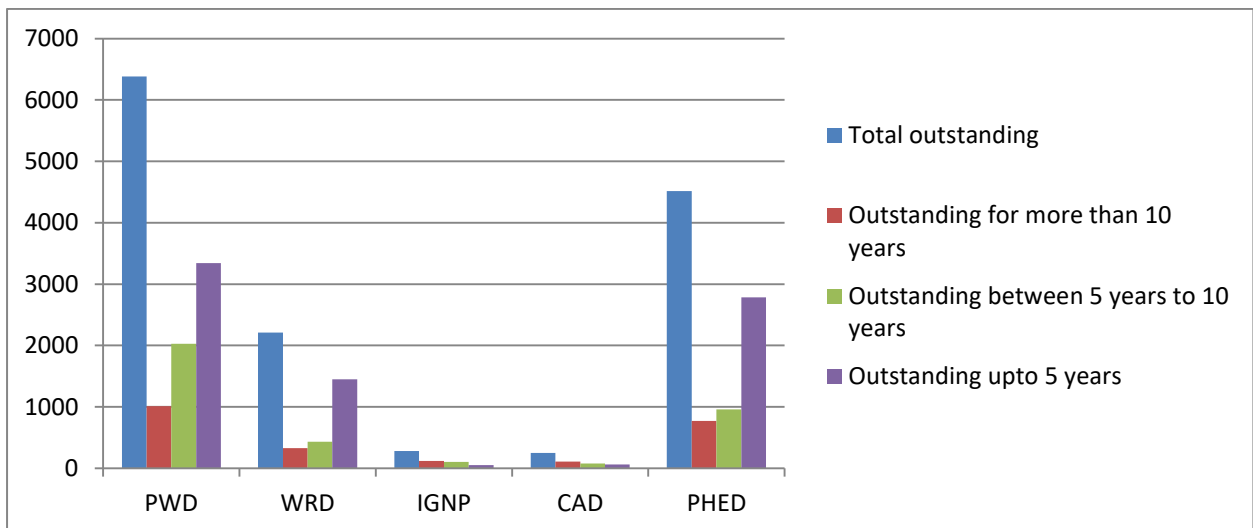
S. No	Name of department	Total outstanding		Outstanding for more than 10 years		Outstanding between 5 years to 10 years		Outstanding upto 5 years		Pending Since
		IRs	Para	IRs	Para	IRs	Para	IRs	Para	
1.	PWD	1298	6383	310	1011	434	2030	554	3342	1993-94
2.	WRD	591	2212	173	331	138	431	280	1450	1993-94
3.	IGNP	133	280	70	119	49	106	14	54	1982-83
4.	CAD	112	249	55	109	43	79	14	61	1992-93
5.	PHED	1112	4518	392	773	290	960	430	2785	1992-93
	Total	3246	13642	1000	2343	954	3606	1292	7692	

Replies to the Inspection Reports are required to be sent to the office of the Principal Accountant General (G&SSA)/Accountant General (E&RSA) promptly to ensure expeditious settlement of audit observations. Prescribed time for sending the first reply is one month as per orders issued by the state Government vide Finance (A&E) department circular No. F.9 (FD) A&I/66 dated 5.8.1969. However, in PHED divisions, during review, it was found that out of 90 inspection reports issued during the year 2018-19, compliance of only 03 Inspection Reports were received in due time, compliance of 63 Inspection Reports have been received with delay of one to seven months and compliance of 24 Inspection Reports have not been received. Therefore, there has been inordinate delay in furnishing replies to the Inspection Reports.

Delay in Settlement of Outstanding Inspection Reports (IRs)



Delay in Settlement of Outstanding Paras



4. Imprest granted in excess of authorised limits

An imprest is a standing advance of money entrusted by the Divisional Officer or Sub-Divisional Officer to an individual for making certain classes of disbursements. The amount of imprest should be kept down as far as possible to the amount actually required for current expenses and must not exceed the authorised limit in any case. It was, however, observed that in 02 cases detailed in [Annexure -'A,'](#) the imprest of ₹ 20.42 lakh was granted in excess of the authorised limit without special sanction of the competent authority as required in Rule 124 of PWF&ARs.

5. Maintenance of initial and subsidiary account records

(A) Material at site account

As provided in Rule 442 of PWF&ARs, Material at Site Account should be maintained for keeping an account of the material required for a work from time to time and for checking the actual issues as compared to the estimated requirements as per the sanctioned estimates.

It was, however, noticed during the course of inspection that many of the divisions did not maintain the Material at Site Accounts, whereas in case of other divisions, these accounts were maintained for only a few works and annual verification of balances at site was not conducted. The ground balances were not tallied with the book balances, thereby defeating the main objective of maintaining such accounts. Instances where such defects were noticed in 175 divisions are detailed in Annexure 'B'. It was also noticed that objections of non-maintenance of Register of Material at site was persistent in many divisions of PWD and WRD during 2017-18 and 2018-19. These divisions have been highlighted in Annexure 'B'.

(B) Register of Works and Works Abstracts

The Register of Works maintained vide Rule 489 of PWF&ARs is a permanent and collective record of the expenditure incurred on each work in the division during the year. The Register enables the Divisional Officer to exercise financial control over expenditure incurred against sanctioned estimates and allotment of funds. This can be done only if this register is posted according to the sanctioned sub-heads of works and the rate of cost worked out and recorded. It was observed that in 175 divisions, Register of Works and Works Abstract had not been maintained. Thus, the purpose to maintain the register was defeated. The names of such 175 divisions are shown in Annexure 'C'. It was also noticed that objections of non-maintenance of Register of Works and Works Abstracts was persistent in many divisions of PWD/WRD during 2017-18 and 2018-19. These divisions have been highlighted in Annexure 'C'.

(C) Contractor's Ledger

According to the provisions of Rule 502 of PWF&ARs, contractor's ledger has to be maintained in Divisional Office to have a continuous record of details of payment/advance payment and issue of stores and credit on account of works executed by the contractors and recoveries made from them. If this record is not kept up-to-date and not closed properly and regularly, there is a risk of debits remaining un-posted which might result in non/short recoveries from the contractors. During the course of local audit of divisions, it came to notice that this important record i.e. contractor's ledger and agreement register were not maintained or were not being maintained properly by most of the divisions. The following irregularities/omissions were noticed in the maintenance of the contractor's ledger with the result that the:

- (i) Reconciliation of balances with work abstracts was not affected.
- (ii) Ledgers were not closed, balanced and reviewed by Divisional Officer monthly.
- (iii) Contractors were not encouraged to verify and sign against balances in the ledger.

List of the 169 divisions where the contractor's ledgers were not being maintained/not maintained properly is shown in Annexure 'D'.

(D) Tools and Plants Accounts

According to the provisions of Rule 705 of PWF&ARs, a consolidated account of receipts, issues and balances of Tools and Plants is to be maintained by Sub-Divisions and required to be submitted to Divisional Officer. During the course of audit, it was noticed that (i) monthly returns in Form 15 were not submitted by the sub-divisions to the divisional officers and (ii) physical verification of tools and plants articles was not conducted as required under Rule 218 *ibid*. Tools and plants accounts were not maintained or not maintained properly in some divisions. Details of 172 divisions where these irregularities were noticed are given in [Annexure 'E'](#).

(E) Stores and Stock Accounts

The stores and stock accounts were not maintained properly in 163 divisions. The irregularities noticed were as follows: -

- (i) Monthly stock returns in Form 9 and Form 10, half yearly balances return in Form 11 were either not submitted or submitted late by sub-divisions to the divisions.
- (ii) Heavy amounts lying under 'storage' were not adjusted at the end of the year.
- (iii) Physical verification of Stores was not done in some divisions.
- (iv) Value Accounts for receipt, issues and balances of stock were not maintained.
- (v) In some divisions, either reserve stock limits were not sanctioned or stores held were in excess of the reserve stock limit.
- (vi) Shortages/excesses noticed were not adjusted properly.

The details of 163 divisions where various deficiencies/irregularities were noticed in the maintenance of stores and stock accounts are given in [Annexure 'F'](#).

(F) Improper/non-maintenance of Register of Check Measurement, Hindrance Register and Measurement Book

The Divisional Officer/Sub-Divisional Officer is required to test check the measurement to the extent of norms fixed by the Government /Chief Engineer from time to time and record the same in a register prescribed for the purpose i.e. Register of Check Measurement. Hindrance Register and Measurement Books are also to be maintained properly.

It was, however, noticed that these instructions were not being adhered to by the divisions. The instances of 141 divisions where these registers are not being maintained or not being maintained properly are detailed in [Annexure 'G'](#)

(G) Non maintenance of Half-Yearly Register of Stock

In terms of Rule 183 of PWF&ARs, an account should be maintained in Divisional Office for each sub division to record month by month the transactions relating to each item of stock in Form 12 or 12 A as the case may be. It was, however, noticed that this register was not maintained in some divisions or was maintained in a defective manner. The instances of 43 divisions where these defects were noticed are detailed in [Annexure 'H'](#).

6. State of Suspense Accounts and Deposit Balances

(A) Miscellaneous Public Works Advances:

The Suspense head "Miscellaneous Public Works Advance" is to be operated to accommodate temporarily the transactions which are required to be cleared subsequently either by actual recovery or adjustment under the final head of account. Audit noticed balances of ₹ 1,698.89 lakh as on 31st March, 2019 in 138 divisions as detailed in **Annexure 'I'**. These amounts were outstanding in the divisional accounts at the end of the month preceding the month of inspection by Audit. Department wise summary of outstanding balances were as under:

Name of Department	No. of Divisions	Amount (₹ in lakh)
PWD	76	716.04
PHED	15	558.22
Water Resources Department	39	249.01
IGNP	04	118.00
CAD	04	57.62
TOTAL	138	1698.89

As the amount outstanding under this head represents dues recoverable from different agencies including contractors, Government servants and other bodies, clearance of the suspense head balances is necessary to depict a clear and true picture of the accounts. Otherwise, with passage of time, the chances of recovery may become remote.

(B) Register of PW Deposits

Heavy amounts were found to be lying under "PW Deposits" which mainly related to Part-II Cash Deposit of contractors as security, Part-III 'Deposit works' and Part-V 'Miscellaneous'. The details of 170 divisions involving ₹ 1,77,083 lakh held under this head at the end of the month preceding the month of inspection by audit are given in **Annexure 'J'**. Department and project wise balances of PW Deposits as on 31st March, 2019 were as under:

Name of Department	No. of Divisions	Amount (₹ in crore)
PWD	77	959.75
PHED	45	481.87
Water Resources Department	40	283.29
IGNP	04	19.75
CAD	04	26.17
TOTAL	170	1,770.83

Following irregularities were noticed in maintenance of P.W. Deposits registers:

- (i) Balances remaining unclaimed for more than three complete accounting years were not found credited to the consolidated fund of the State as "Lapsed Deposits." It was also noticed that this objection was persistent in many divisions of PWD and WRD during 2017-18 and 2018-19. These divisions have been highlighted in Annexure 'J'.
- (ii) Appearance of Minus balances.
- (iii) Opening balances of the registers were not found attested by responsible officers of the divisions.
- (iv) Registers were not maintained up to date.

(v) Closing balances were not attested.

(C) Register of Stock Purchases

The account of Suspense head "Material Purchases Settlement Suspense" is kept in Form 67 and is credited with the value of stores received from the supplier or other divisions for which payments have not been made and are cleared when the payment is made for the cost of such supplies/stores.

Following irregularities were noticed in the maintenance of registers:

- (i) Postings were not updated.
- (ii) Balances carried forward were not attested.
- (iii) Registers were not received by the division office.
- (iv) Registers were not maintained.

A list of 05 divisions where Stock Purchases Registers were not maintained is given in **Annexure 'K'**.

(D) Cash Settlement Suspense Account

As per provisions contained in Appendix XII to the PWF&ARs, all transactions of services rendered or supplies made by a division to another are recorded under the suspense head "Cash Settlement Suspense Account". The transactions are required to be settled by the responding divisions within 10 days of the receipt of accounts from the originating divisions so that at the close of the year no balance should be under this head.

Outstanding debit balances indicate that expenditure already incurred by the divisions on behalf of other divisions was to be verified and adjusted under the final heads of accounts in the divisions concerned. List of 123 divisions in which amounts pertaining to originating items under the head were lying outstanding is given in **Annexure 'L'**.

7. Register of Land and Buildings

In terms of Rule 248 of PWF&ARs, each divisional officer is required to maintain a register of land and buildings under the administrative control of the divisions in the prescribed form. It was, however, noticed that in 162 divisions the register was not maintained. The details are given in **Annexure 'M'**.

8. Outstanding rent of Government Buildings

As per provisions of Rule 261 of PWF&ARs, rent of Government building is required to be recovered every month in advance from Government servants through their pay bills and in cash from private parties etc. to ensure prompt and regular recovery of such dues. It was observed during local inspection of divisions that arrears of rent were outstanding in 29 divisions. Some divisions were not even maintaining the register. The Details are given in **Annexure 'N'**.

9. Outstanding Irrigation dues, Water charges, Betterment levy & drilling dues, Royalty, O.B. Item, Audit Notes, Power Factor Surcharge/Lack of replacement of old meters etc.

Irrigation dues and betterment levy etc. amounting to ₹ 28,455.23 lakh were outstanding at the close of the last month of inspection in 143 divisions as detailed in **Annexure 'O'**. Effective steps were not taken to ensure expeditious recovery of outstanding dues in consultation with the Revenue Department.

Part-II Specific Irregularities

10. **Blocking of Government money due to injudicious purchase and capital in the stores as surplus stores/unserviceable and lack of disposal of surplus/unserviceable articles**

Rule 138 of the PWF&ARs prohibits purchases of stores of material in advance or in excess of requirement as it is likely to result in both indirect and direct losses to Government. Test check of some divisions revealed that the Divisional Officers did not exercise proper control on the purchases made. Consequently, a large quantity of material remained unutilised. This resulted in blocking of Government funds amounting to ₹ 400.97 lakh in 14 divisions as detailed in **Annexure 'P'**. It is further pointed out that there is also a risk of deterioration in quality of the unutilised material with the passage of time.

11. **Placing of irregular supply orders**

It was noticed that many divisional officers did not invite open tenders as required under financial rules for work/supply of stores. It was also observed that financial powers were exceeded or below specification works were carried out and non supply of material was found in many cases. In some divisions work completion certificate was not issued and it was also observed that financial bids were not opened in time. Instances where these irregularities, amounting to ₹ 8,892.12 lakh in 62 divisions, were noticed are given in **Annexure 'Q'**.

12. **Commencement of Works without Sanction/Estimates and permission of the competent authority**

During review it was observed that :

- (i) an expenditure of ₹ 2,038.02 lakh in 39 divisions as detailed in **Annexure 'R'** was incurred on various works without sanction of estimates. It was in violation of Rule 289 of the PWF&AR, which provides that no work should be commenced and expenditure incurred thereon before detailed estimates are prepared and got sanctioned by the competent authority..
- (ii) in 14 divisions, work was not done as per technical specification or equipment, material was not used as per specification or as per condition of agreement or as per Guidelines amounting to ₹ 373.25 lakh as detailed in **Annexure R (i)**.
- (iii) in five divisions, works of estimated cost of ₹ 30.62 lakh were neither completed nor started as detailed in **Annexure R (ii)**.
- (iv) in PHED Dn. Jhalawar, items deleted in execution of Administrative/Financial Sanction in contravention of Technical Sanction and Technical Sanction issued in excess as detailed in **Annexure R (iii)**.
- (v) in three divisions, benefit of the projects could not be achieved due to non-availability of electric connections/ absence of water storage facility/certificate of commissioning of project as detailed in **Annexure R (iv)**.
- (vi) in five divisions, works of estimated value of ₹ 129.42 lakh were commenced without execution of contract or signature of Executive Engineer were missing in contract document as detailed in **Annexure R (v)**.
- (vii) in three divisions, lack of proposing of scheme in due time and lack of preparation of DPR was found as detailed in **Annexure R (vi)**.

- (viii) in 10 divisions, there were instances of lack of submission of final bills in due time/irregular payment of monthly bills amounting to ₹ 58.55 lakh as shown in [Annexure R \(vii\)](#).
- (ix) in 19 divisions, there were instances of irregularities in Notice Inviting Tender (NIT), technical sanction and lack of revised A&F sanction amounting to ₹ 776.27 lakh as shown in the [Annexure R \(viii\)](#).
- (x) there was lack of recovery of bill making amount in six divisions, amounting to ₹ 1.82 lakh as shown in [Annexure R \(ix\)](#).

13. Un-authorized financial aid to contractors

As a result of non-recovery of advance payments, secured advance and non-recovery of cost of materials issued to contractors, un-authorized financial aid was provided to them. The details of 122 divisions where recoveries amounting to ₹ 19,703.67 lakh were not made in time are given in [Annexure 'S'](#).

14. Fictitious adjustments

During review, it was noticed that:

- material cost ₹ 2.94 lakh which was debited to some works during a financial year, had either been transferred to another work or taken to stock during the subsequent financial years.
- the material was not actually shifted from the store premises to the site of work for years together after the debit for the cost of material had been adjusted against the work. This showed that the debits on account of cost of material were passed on to the works without actual issue of stores to the work concerned with a view to avoid lapse of budget grant.
- the debit passed on to the work was in excess of requirements where expenditure was not related to work but was charged to work.
- expenditure not related to work had been charged to work, value of hard rock useful material was not recovered and material was purchased at higher rates.
- double payments of ₹ 77.41 lakh were made on works by three divisions.

Such fictitious adjustments adversely affect the budgeting of the State Government and inflate expenditure against a particular work. In 39 divisions fictitious adjustments noticed during local inspection (amounting to ₹ 1,996.25 lakh) along with reference to the Inspection Reports in which they have been commented upon are detailed in [Annexure 'T'](#).

15. Other significant points

(a) Non-production of records to the Inspection Parties

An advance intimation regarding the date of inspection is invariably sent to the Divisional Officer with a specific request to keep various records of the division ready for inspection. In total 45 cases, the records were not made available to the Inspection Parties or the records were produced at the eleventh hour which are given in [Annexure 'U'](#). Non-production of the complete records to the Inspection Parties results in incomplete audit.

(b) Rules provide for monthly reconciliation with treasury. It was, however, observed that 149 divisions had not reconciled the figures with the treasuries and certificates as required were not sent to the Accountant General. The details are given in [Annexure 'V'](#).

(c) Non-imposition of penalties/compensation/liquidated damages

As per the agreement of work/supplies, the contractor/supplier is required to complete the work in time/supply within the specified period failing which compensation/liquidated damages was to be recovered from the contractor/supplier unless time extension is granted by the competent authority without compensation. It was observed that some contractors/suppliers had not completed work in time/not supplied within the specified period. Penalties amounting to ₹ 15,655.80 lakh in 130 divisions on defaulting contractors/suppliers were not imposed. The details are given in Annexure 'W'.

(d) Un-authorised/avoidable/wasteful/irregular/unfruitful expenditure/ blocking of funds

During review it was observed that :

- (i) in 150 divisions, unauthorised/avoidable/ wasteful/irregular expenditure etc. amounting to ₹ 81,025.86 lakh was incurred. The details are given in Annexure 'X'.
- (ii) in five divisions instances of non-recovery of mobilisation advances and interest thereon from the contractors were found amounting to ₹ 2,579.76 lakh, as detailed in Annexure X (i).
- (iii) in 14 divisions instances of work order being issued without site clearance, lack of provision of O&M and irregularities in O&M were found amounting to ₹ 322.90 lakh as detailed in Annexure X (iii).
- (iv) in 14 divisions there were instances of benefit of the scheme not being provided and seepage of water amounting to ₹ 8,689.07 lakh in three divisions as shown in Annexure X (iv).
- (v) in seven divisions excess/less expenditure against the budget allotment and diversion of budget was noticed amounting to ₹ 3,207.99 lakh as detailed in Annexure X (v).
- (vi) in 16 PHED divisions over payment to contractors amounting to ₹ 1,386.65 lakh was noticed as shown in the Annexure X (vi).
- (vii) in seven divisions the quality of the water was not ascertained as detailed in Annexure X (vii).
- (viii) in 18 divisions there were instances of lack of target achievement amounting to ₹ 1,576.71 lakh as detailed in Annexure X (viii).
- (ix) in 15 divisions instances of lack of supervision and monitoring were noticed as shown in the Annexure X (ix).
- (x) in two divisions instances of non-recovery of earnest money amounting to ₹ 4.47 lakhs were noticed as shown in the Annexure X (x).
- (xi) in eight divisions cases of Refund of Security Deposit (S.D.) and Bank Guarantee (B.G.) before completion of Defect liability period and B.G. not detected in the running bill or was not as per S.D. were noticed as detailed in Annexure X (xi).
- (xii) in 12 divisions irregularities in submission and approval of time extension cases was noticed as shown in the Annexure X (xii).
- (xiii) in four divisions non recovery, lack of action of risk and cost and lack of forfeiture of B.G. were noticed as detailed in Annexure X (xiii).

(e) Material Purchase Settlement Suspense Account (MPSSA)

The credit and debit balances amounting to ₹ 172.36 lakh were outstanding in MPSSA. Details are given in Annexure 'Y'. These require early adjustment.

(f) Loss, double/overpayments etc.

Scrutiny of Inspection Reports of 32 divisions of different departments (PWD & Water-Resources, IGNP, CAD) revealed cases of loss to Government amounting to ₹ 3,068.91 lakh. Details are given in Annexure 'Z'.

16. Manufacturing Accounts

Rule 538 of PWF&AR provides that accounts of a manufacturer or manufacturing accounts shall not remain open indefinitely. In 136 divisions, the manufacturer account was not maintained while in 11 divisions the manufacturing accounts revealed outstanding balances as detailed in Annexure- 'A1'. These balances are required to be cleared by subsequent adjustment.

17. Non recovery of Sales tax/Income tax/ Royalty/ SD/ Excise duty / Patrakar kalyan kosh/ Environment Management Fund

Sales tax and Income tax etc. are required to be recovered from contractor through their supply bills or final bills of works. In 112 divisions Sales tax, Income tax, Patrakar kalyan kosh/ Environment Management Fund and Royalty dues amounting to ₹ 2,191.70 lakh was not recovered from contractors as detailed in Annexure A-2 Non recovery of these taxes resulted in losses to Govt.

18. Non recovery of labour cess and stamp duty

During review it was observed that in nine PHED divisions labour cess and stamp duty was not recovered from the contractors amounting to ₹ 107.85 lakh as shown in Annexure A2(i).

19. Lack of labour insurance, Labour Registration

During review it was observed that in 30 PHED divisions instances of lack of labour registration, labour insurance and assurance of labour procurement were found amounting to ₹ 1,667.47 lakh as shown in the Annexure A-2 (ii)

20. Lack of recovery from other offices

During review it was observed that in 06 PHED divisions, fees for drilling works and pro-rata charges were not recovered from the other offices amounting to ₹ 2,375.89 lakhs as shown in Annexure A-2 (iii)

Annexure – 1

STATEMENT-I

OUTSTANDING BALANCES IN RESPECT OF VARIOUS REMITTANCE/ SUSPENSE/DEPOSIT HEADS AT THE END OF MARCH-2019

S. NO.	HEADS	AMOUNT OUTSTANDING (ROUNDED UPTO RUPEES)
	REMITTANCE HEADS	
1.	P.W. REMITTANCE (CHALLAN)	15524555.74(Dr.)
2.	P.W. REMITTANCE (CHEQUE)	333135195.99(Cr.)
3.	I.A.P.W.D.	297223176.43(Dr.)
	SUSPENSE HEADS	
4.	MATERIAL PURCHASE SETTLEMENT SUSPENSE ACCOUNT	-32016659.70(Cr.)
5.	CASH SETTLEMENT SUSPENSE ACCOUNT	NIL
6.	CASH BALANCE	8684863.24(Dr.)
	DEPOSITS HEADS	
7.	P.W. DEPOSITS	107284218.57(Cr.)

OUTSTANDING BALANCE OF 8671-101-01 CASH BALANCES MORE THAN 10 LAKHS

S.NO.	DIV. CODE	DIV. NAME	Out standing Balances
1	PWD 036	PWD DIV. CHURU	1925985.37
2	PWD 224	PWD DIV. CHITTORGARH (NREGA)	9898914.00
3	IRR 024	IRR. DIV. JALORE	4987410.00

COMPARISION OF OUTSTANDING BALANCES IN RESPECT OF VARIOUS REMITTANCE/ SUSPENSE/DEPOSIT HEADS DURING YEAR 2017-18 TO 2018-19

S. NO.	HEADS	AMOUNT OUTSTANDING (ROUNDED UPTO RUPEES)		Clearance/ Addition	Percentage of clearance/ Addition
		Year 2017-18	Year 2018-19		
	REMITTANCE HEADS				
1.	P.W. REMITTANCE (CHALLAN)	30091802.74(Dr.)	15524555.74(Dr.)	14567247.00	48.41%
2.	P.W. REMITTANCE (CHEQUE)	343134544.99(Cr.)	333135195.99(Cr.)	9999349.00	2.91%
3.	I.A.P.W.D.	379575060.43(Dr.)	297223176.43(Dr.)	82351884.00	21.70%
	SUSPENSE HEADS				
4.	MATERIAL PURCHASE SETTLEMENT SUSPENSE ACCOUNT	-31798109.70(Cr.)	-32016659.70(Cr.)	-218550.00	0.69%
5.	CASH SETTLEMENT SUSPENSE ACCOUNT	NIL	NIL		
6.	CASH BALANCE	10299164.24(Dr.)	8684863.24(Dr.)	1614301.00	15.67%
	DEPOSITS HEADS				
7.	P.W. DEPOSITS	120333512.57(Cr.)	107284218.57(Cr.)	13049294.00	10.84%

Annexure-1(a)

Outstanding balances under MPSSA as on 03/2019

SR. No.	Division Code	Division Name	Amount (in ₹)
1	IRR026	IRR.DIV.AKLERA (OLD - CHHAPI PROJ. JHALAWAR)	-1218.18
2	IRR029	IRRIGATION DIV. KOTA	-18452.36
3	IRR032	IRRIGATION CHAMBAL PROJECT DIV. KOTA	1077192.7
4	IRR033	IRRIGATION R.P.S. & STORES DIV. RAWATBHATA	-1368706.6
5	IRR036	IRRIGATION DIV. SAWAI MADHOPUR	-61070.12
6	IRR037	IRRIGATION DIV. KARAUJI (PRE NAME IRRIGATION PANCH	-517582.95
7	IRR050	IRRIGATION DIV.1 ANOOP 'B' SHRIVIJAYNAGAR	-259630
8	IRR999	Unreconciled figures of irrigation department	-22532444
9	PHE001	P&D DIV. AJMER	2191831
10	PHE002	R&C DIV. AJMER	101528
11	PHE003	DISTT. DIV. AJMER	3496844
12	PHE007	PHED DIV. ALWAR	977101
13	PHE008	DRILLING DIV. ALWAR	241799
14	PHE010	PHED DIV. BARAN	372836.43
15	PHE011	PHED CITY DIV. BARMER	1
16	PHE012	PHED DISTT. NORTH DIV. BARMER	92727
17	PHE014	PHED DIV. BALOTRA	94668
18	PHE015	PHED DIV. BEAWAR	73372
19	PHE016	PHED DIV. BHARATPUR	-83654
20	PHE017	PHED DIV. DEEG	-962202
21	PHE019	PHED DIV. SHAHPURA	1114485
22	PHE024	PHED DISTT.-2 DIV. BIKANER	376530.17
23	PHE026	PHED DIV. BUNDI	119980
24	PHE027	PHED DISTT.RURAL DIV. CHITTORGARH	119001
25	PHE029	PHED DIV. CHURU	1154400
26	PHE030	PHED DIV. RATANGARH	1612467
27	PHE031	PHED DIV. SARDARSAHAR	322373
28	PHE032	PHED DIV. TARANAGAR	528037
29	PHE034	PHED DIV. DAUSA	9006132
30	PHE035	PHED DIV. DHOLPUR	-2000000
31	PHE038	PHED DIV. NOHAR	90872
32	PHE040	P&D CITY NORTH DIV. I JAIPUR	360517.38
33	PHE041	P&D CITY SOUTH DIV. I JAIPUR	670090
34	PHE042	PHED REVENUE NORTH DIV. II JAIPUR	390883
35	PHE044	PHED DISTT. DIV -1 JAIPUR	731666
36	PHE045	PHED DISTT. DIV. II JAIPUR	-569280
37	PHE046	PHED DRILING DIV. JAIPUR	220767.9
38	PHE047	PHED RIGEP DIV. BARMER	368041.53
39	PHE048	PHED DIV. JAISALMER	2196098

SR. No.	Division Code	Division Name	Amount (in ₹)
40	PHE050	PHED DIV. JALORE	-1
41	PHE051	PHED DIV. BHINMAL	-9.36
42	PHE052	PHED DIV. JHALAWAR	-29921.99
43	PHE055	PHED P&D-2 (CITY) DIV. JODHPUR	-10557
44	PHE061	PHED DRILLING DIV. JODHPUR	2930.9
45	PHE062	PHED JLC-3 PHALODI	-35
46	PHE065	PHED P&D KOTA	96500
47	PHE067	PHED DISTT. DIV. KOTA	951843
48	PHE069	PHED DIV. NAGAUUR	6
49	PHE071	PHED DIV. MERATA CITY	1541979
50	PHE072	PHED DRILLING DIV. NAGAUUR	90
51	PHE073	PHED DIV. PALI	-109372.03
52	PHE076	PHED DIV. RAJSAMAND	489582
53	PHE077	PHED DIV. SAWAI MADHOPUR	1881630
54	PHE078	PHED DIV. HINDAUN CITY	21793963
55	PHE079	PHED DIV. SIKAR	630039
56	PHE080	PHED DIV. NEEM KA THANA	10
57	PHE081	PHED DIV. SIROHI	165663
58	PHE084	PHED R&C DIV. UDAIPUR	259373
59	PHE088	PHED REVENUE SOUTH DIV. II JAIPUR	60644
60	PHE090	PHED DIV. PHALANA	-943556
61	PHE092	PHED DIV. ANOOPGARH	238645
62	PHE093	PHED DIV. KHETRI	461903
63	PHE097	PHED DIV. RAMGANJMANDI	1306192
64	PHE103	PHED CITY DIV. SHRI GANGANAGAR	358568
65	PHE105	PHED CONSTRUCTION DIV. KOTA	5680206
66	PHE107	PHED DIV. RAJGARH ALWAR	1176717
67	PHE113	PHED DIV. KAROLI	60
68	PHE127	PMC (O & M) Sardarshahar,	182449
69	PHE130	Division Kishangarh,Ajmer	-3000
70	PHE132	XEN PHED CHABRA	588662
71	PHE134	XEN PHED SUJANGARH	114854
72	PHE155	XEN PHED DIV.NIMBAHERA (CHITTORGARH)	582313
73	PHE156	XEN PHED City Dn.(N)-III, Jaipur	567400
74	PHE157	XEN PHED PROJECT DN. GANGAPUR CITY	655655
75	PHE159	Ex En PHED Div Mahuwa Dist. Dausa	2096604
76	PHE999	Unreconciled figures of PHED	-10621923
77	PWD009	PWD DIVISION-1 ALWAR	0.1
78	PWD036	PWD DIVISION CHURU	0.71
79	PWD058	PWD ELECTRICAL DIVISION-1 JAIPUR	-0.36
80	PWD077	PWD DIVISION NAGAUUR	6895756.6
81	PWD091	PWD DIVISION HANUMANGARH (RE-NAMED OF PWD IGNP DIV	-0.09
82	PWD118	PWD DIV I BANSWARA	337600.62

SR. No.	Division Code	Division Name	Amount (in ₹)
83	PWD127	PWD DIV,BUNDI	1984622.6
84	PWD128	PWD DISTT. DIV -I,BIKANER(PRIVIOUS NAME PWD DISTT.	-19.5
85	PWD130	PWD DISTT.DIV.-II BIKANER(PRE NAME PWD DIV ,KUSHA	268048.9
86	PWD134	PWD DIV, DAUSA	882429
87	PWD149	PWD NHW DIV, KOTA	-0.29
88	PWD86A	PWD DIVISION SIKAR	-0.17
89	PWD999	Unrerconciled figures of PWD	-72279204
		TOTAL	-32016659.7

Annexure-1(b)

Outstanding balances under IAPWD as on 03/2019

SR. No.	Division Code	Division Name	Amount (in ₹)
1	IRR001	IRRIGATION DIV.1 AJMER	84372.85
2	IRR003	IRRIGATION DIV. ALWAR	321963
3	IRR004	IRRIGATION DIV. BANSWARA	1736428.5
45	IRR006	IRRIGATION DIV. BHARATPUR	321467.2
6	IRR007	IRRIGATION DIV. DEEG (BHARATPUR)	83985.2
7	IRR009	IRRIGATION BILAS PROJECT DIV. 2BARAN	1150
8	IRR010	IRRIGATION DIV.-1 BHILWARA	1013446.05
9	IRR011	IRRIGATION DIV.-2 BHILWARA	155139.9
10	IRR012	CHIEF A.O (FIN.adv). PRE-CHECK, IGNP, BIKANER	558185
11	IRR015	IRRIGATION DIV.-PRATAPGARH	2176549.05
12	IRR016	IRRIGATION DIV.-2 CHITTORGARH	1822
13	IRR025	IRRIGATION DIV. JHALAWAR	1220666.3
14	IRR026	IRR.DIV.AKLERA (OLD - CHHAPI PROJ. JHALAWAR)	1427505
15	IRR027	IRRIGATION DIV.1JODHPUR	1736519.35
16	IRR029	IRRIGATION DIV. KOTA	5981514.49
17	IRR030	IRRIGATION CAO, CAD, CHAMBAL PROJECT KOTA	5692999.53
18	IRR031	IRRIGATION QUALITY CONSTRUCTION DIV. KOTA	2891
19	IRR032	IRRIGATION CHAMBAL PROJECT DIV. KOTA	1777773.83
20	IRR033	IRRIGATION R.P.S. & STORES DIV. RAWATBHATA	4425057.2
21	IRR034	IRRIGATION DIV. PALI	86718
22	IRR035	IRRIGATION JAWAI CANAL DIV. SUMERPUR	519539.36
23	IRR037	IRRIGATION DIV. KARALI (PRE NAME IRRIGATION PANCH)	2045208.25
24	IRR039	IRRIGATION DIV. SIROHI	247141.3
25	IRR040	IRRIGATION GANG CANAL NORTH DIV. SHRI GANGANAGAR	5192581.07
26	IRR042	XEN.WATER RESOURCES GANG NAHAR REGULATION DIV.GNG	1213170.91
27	IRR045	IRRIGATION DIV.1 HANUMANGARH	336462.05
28	IRR046	IRRIGATION DIV.2 HANUMANGARH	123758130.5
29	IRR047	REGULATION DN-I (FEEDER DIV.) HANUMANGARH	8712692.56
30	IRR052	IRRIGATION G.F.C. DIV. SURATGARH	244780.3
31	IRR058	IRRIGATION CONSTRUCTION DIV.3 BISALPUR (P&D) DEOLI	257478.69
32	IRR060	IRRIGATION CANAL DIV. 1 BISALPUR PROJECT TONK	253962

SR. No.	Division Code	Division Name	Amount (in ₹)
33	IRR068	IRRIGATION DIV. RAJSAMAND (RE-NAMED OF IRRIGATION	680144
34	IRR13A	IRRIGATION,CAO,CAD,IGNP,BIKANER(RENAME 5/2002)	23496
35	IRR20A	IRRIGATION,SOM KAMALA AMBA,CANAL DIV.ASPUR (DNG)	2016378.7
36	IRR44A	R S W R P DIVISION HANUMANGARH	-45781195
37	PHE001	P&D DIV. AJMER	3700394
38	PHE002	R&C DIV. AJMER	372154
39	PHE003	DISTT. DIV. AJMER	3109100
40	PHE004	BISALPUR DIV.1 KEKARI	481058
41	PHE005	BISALPUR DIV.2 AJMER	434592
42	PHE006	DRILLING DIV. AJMER	1050946
43	PHE007	PHED DIV. ALWAR	454846
44	PHE008	DRILLING DIV. ALWAR	1043835
45	PHE010	PHED DIV. BARAN	-82771.95
46	PHE011	PHED CITY DIV. BARMER	331054
47	PHE012	PHED DISTT. NORTH DIV. BARMER	143066
48	PHE013	PHED DISTT SOUTH DIV. BARMER	9498
49	PHE014	PHED DIV. BALOTRA	3309443
50	PHE015	PHED DIV. BEAWAR	509830
51	PHE016	PHED DIV. BHARATPUR	4292089.14
52	PHE017	PHED DIV. DEEG	398787
53	PHE018	PHED DIV. BHILWARA	301649.4
54	PHE019	PHED DIV. SHAHPURA	735485
55	PHE020	PHED P&D-1 BIKANER	2571049
56	PHE021	PHED R&C DIV. BIKANER	2559
57	PHE022	PHED P&D-2 BIKANER	46086
58	PHE023	PHED DISTT.-1 BIKANER	823507
59	PHE024	PHED DISTT.-2 DIV. BIKANER	594755
60	PHE026	PHED DIV. BUNDI	256078
61	PHE027	PHED DISTT.RURAL DIV. CHITTORGARH	1538520.05
62	PHE028	PHED DIV. PRATAPGARH	5496775
63	PHE029	PHED DIV. CHURU	58435
64	PHE030	PHED DIV. RATANGARH	16289
65	PHE033	PHED DIV. DUNGARPUR	587723
66	PHE034	PHED DIV. DAUSA	2681365
67	PHE035	PHED DIV. DHOLPUR	1339522
68	PHE036	PHED DISTT. DIV. SHRI GANGANAGAR	1229186.55
69	PHE037	PHED DIV. HANUMANGARH	46377
70	PHE038	PHED DIV. NOHAR	1060054
71	PHE039	PHED DIV. SURATGARH	460860
72	PHE040	P&D CITY NORTH DIV. I JAIPUR	853593
73	PHE041	P&D CITY SOUTH DIV. I JAIPUR	280754

SR. No.	Division Code	Division Name	Amount (in ₹)
74	PHE044	PHED DISTT. DIV -1 JAIPUR	2865004
75	PHE045	PHED DISTT. DIV. II JAIPUR	2482712
76	PHE046	PHED DRILING DIV. JAIPUR	1344044
77	PHE048	PHED DIV. JAISALMER	1455345
78	PHE050	PHED DIV. JALORE	183292.3
79	PHE051	PHED DIV. BHINMAL	7068852
80	PHE052	PHED DIV. JHALAWAR	298298
81	PHE054	PHED P&D (CITY) DIV.-1 JODHPUR	6190921
82	PHE057	DISTT. DIV. PHALODI, JODHPUR RURAL	940588
83	PHE058	PHED DISTT.-2 JODHPUR	7839783
84	PHE059	PHED JLC-1 JODHPUR	1464833
85	PHE060	PHED JLC_2 DIV. JODHPUR	2285
86	PHE061	PHED DRILLING DIV. JODHPUR	428343
87	PHE062	PHED JLC-3 PHALODI	62751
88	PHE063	PHED DISTT-1 JODHPUR	2571796
89	PHE064	PHED JLC-6 DIV. PHALODI	17609
90	PHE065	PHED P&D KOTA	359064
91	PHE066	PHED R&D KOTA	1390929
92	PHE067	PHED DISTT. DIV. KOTA	1104356.55
93	PHE068	PHED DRILLING DIV. KOTA	39071.1
94	PHE069	PHED DIV. NAGAUR	803851
95	PHE070	PHED DIV. DEEDWANA	304824
96	PHE071	PHED DIV. MERATA CITY	2163871.7
97	PHE072	PHED DRILLING DIV. NAGAUR	1195958
98	PHE073	PHED DIV. PALI	76048
99	PHE074	PHED DIV. SOJAT CITY	75190
100	PHE076	PHED DIV. RAJSAMAND	71326
101	PHE077	PHED DIV. SAWAI MADHOPUR	708821.5
102	PHE078	PHED DIV. HINDAUN CITY	370556
103	PHE079	PHED DIV. SIKAR	34842
104	PHE080	PHED DIV. NEEM KA THANA	997704
105	PHE081	PHED DIV. SIROHI	160053.59
106	PHE082	PHED DIV. TONK	303098
107	PHE083	PHED P&D DIV. UDAIPUR	792546
108	PHE084	PHED R&C DIV. UDAIPUR	2060715
109	PHE085	PHED DISTT. RURAL DIV. UDAIPUR	39641
110	PHE086	PHED DIV. SALUMBER	780641
111	PHE087	PHED DRILLING DIV. UDAIPUR	36537
112	PHE088	PHED REVENUE SOUTH DIV. II JAIPUR	49639
113	PHE089	PHED DN KEKRI (Old BISALPUR-3 DIV. AJMER	1898
114	PHE090	PHED DIV. PHALANA	-39646
115	PHE091	PHED DIV. BEHROR	1658420
116	PHE092	PHED DIV. ANOOPGARH	180403

SR. No.	Division Code	Division Name	Amount (in ₹)
117	PHE093	PHED DIV. KHETRI	281223
118	PHE094	PHED DIV. MAKRANA	28766
119	PHE096	PHED CONSTRUCTION DIV. JODHPUR	696553
120	PHE097	PHED DIV. RAMGANJMANDI	698052
121	PHE108	PHED DISTT. DIV. JHUNJHUNU	2619
122	PHE111	PHED PMC-7 SARDARSAHAR	15339
123	PWD010	PWD DIVISON-2 ALWAR	205331.15
124	PWD016	PWD DIVISION BARMER	1278452
125	PWD018	PWD DIVISION BALOTRA	-63878.7
126	PWD031	PWD MECHANICAL DIVISION BIKANER	31021
127	PWD032	PWD ELECTRICAL DIVISION BIKANER	74269
128	PWD036	PWD DIVISION CHURU	5031587.75
129	PWD045	PWD CITY DIVISION-1 JAIPUR	4931012
130	PWD046	PWD CITY DIVISION-2 JAIPUR	66299
131	PWD050	PWD DIV.DUDU (RENAME PWD DISTT. DIV SOUTH JAIPUR)	280558
132	PWD054	PWD MECHANICAL DIVISION-1 JAIPUR	1255360.57
134	PWD055	PWD MECHANICAL DIVISION-2 JAIPUR	3169773
135	PWD060	PWD B&R DISTT. DIVISION JALORE	226313
136	PWD066	PWD DISTT. DIVISION-1 JODHPUR	5633490
137	PWD068	PWD ELECTRICAL DIVISION-I, JODHPUR	2314640.92
138	PWD072	PWD DISTT. DIVISION KOTA (RENAMED OF PWD DISTT. DI	2393017
139	PWD073	PWD CITY DIVISION KOTA	3127402
140	PWD076	PWD MECHANICAL DIVISION KOTA	292615
141	PWD077	PWD DIVISION NAGAUR	7091246.3
142	PWD078	PWD DIVISION DEEDWANA	4079816.1
143	PWD081	PWD DIVISION SOJAT CITY	214614.95
144	PWD091	PWD DIVISION HANUMANGARH (RE-NAMED OF PWD IGNP DIV	5894759
145	PWD094	PWD DIVISION TONK	1620482
146	PWD096	PWD CITY DIVISION-1 UDAIPUR	585666
147	PWD102	PWD MECHANICAL DIVISION UDAIPUR	652591
148	PWD104	PWD DIVISION MERATA CITY	873723
149	PWD107	PWD ELECTRICAL DIVISION-2 JAIPUR	306460
150	PWD109	PWD R.L.A. PROJECT DIVISION-4 JAIPUR	377889
151	PWD112	PWD N.H.W. DIVISION BARAN (Reamed from Jhalawar)	-131187
152	PWD115	PWD CITY DIV ,AJMER	8720325
153	PWD116	PWD DISTT DIV, AJMER	12196301
154	PWD118	PWD DIV I BANSWARA	332616
155	PWD122	PWD DIV -I, BHARATPUR(PRE NAME PWD DIV , BHARATPUR	2599170
156	PWD127	PWD DIV,BUNDI	3346048

SR. No.	Division Code	Division Name	Amount (in ₹)
157	PWD128	PWD DISTT. DIV -I,BIKANER(PRIVIOUS NAME PWD DISTT.	619575
158	PWD134	PWD DIV, DAUSA	2225879
159	PWD135	PWD DIV,DHOLPUR	3606794
160	PWD137	PWD DIV, BARRI	4901387
161	PWD139	PWD CITY DIV III,JAIPUR	1848076.25
162	PWD140	PWD Dn. FATEHPUR PRENAME PWD DIV-II, SIKAR	1876900
163	PWD143	PWD CONSTR. DIV ,JAIPUR	1955828
164	PWD145	PWD CITY DIV, JODHPUR	4084552
165	PWD147	PWD DIV, RAJSAMAND	270064.5
166	PWD149	PWD NHW DIV, KOTA	8108810
167	PWD154	PWD DIV, SURATGARH	146673
168	PWD155	PWD DIV, SALUMBAR	467090
169	PWD156	PWD DISTT. DIV-I ,UDAIPUR	4079295
170	PWD158	PWD DISTT. DIV.-II , UDAIPUR	116119
171	PWD33B	PWD DIV,RATANGARH(PRE NAME PWD NHW DIV,RATANGARH	82989
172	PWD86A	PWD DIVISION SIKAR	8716435.35
173	PWD87A	PWD DN. BHINMAL	198055
174	WBSDUM	DUMMY FIGURE FOR BROADSHEET	-46813161.75
		TOTAL	297223176.4

Annexure-‘2’

STATEMENT-IV

STATEMENT SHOWING ARREARS IN RECONCILIATION OF FORM 51

S.N	D.N code	Division Name	From	to	No of form 51
1.	PWD 116	PWD DISTT. DIV. AJMER	12/2015	03/2016	4
2.	PWD 129	PWD DIV ii BHARATPUR	01/2016	03/2016	3
3.	PWD 227	PWD ELCT DIV. BHARATPUR	-	03/2016	1
4.	PWD 124	PWD DIV I BHILWARA	08/2015	03/2016	8
5.	PWD 071	PWD DISTT DIV JALAWAR	04/2015	03/2016	12
6.	PWD 240	PWD DIV KHANPUR	-	03/2016	1
7.	PWD 067	PWD DIV OSIAN	-	03/2016	1
8.	PWD 234	PWD ELE.DIV II JODHARPUR	10/2015	03/2016	6
9.	PWD 257	PWD DIV DEGANA	12/2015	03/2016	4
10.	PWD 231	PWD DIV II PRATAP GARH	01/2016	03/2016	3
11.	PWD 244	PWD SMS MED. COLL. JAIPUR	12/2015	03/2016	4
12.	PWD 196	PWD DIV MALPURA	6/2015	03/2016	10
13.	PWD 185	PWD DIV GUDAMALANI	02/2016	03/2016	02
14.	PWD 131	PWD DIV CHIOTORGARH	10/2015	03/2016	06
15.	IRR 009	IRR DIV. CHHABRA	10/2011	03/2016	54
16.	IRR 159	IRR PROJ, DIV BUNDI	02/2016	03/2016	2
17.	IRR 20A	IRR DIV. SOMKALA AMBA DIV. DUNGARPUR	-	03/2016	1
18.	IRR 025	IRR DIV. JHALAWAR	02/2016	03/2016	2
19.	IRR 184	KALI SINDH PROJ DIV. JHALAWAR	03/2015	03/2016	13
20.	IRR 029	IRR. DIV. KOTA	02/2016	03/2016	2
21.	IRR 015	IRR. DIV PRATAPGARH	01/2016	03/2016	3
22.	IRR 060	CANAL DIV. I BISALPUR TONK	09/2015	03/2016	7
23.	IRR 021	IRR DIV JAIPUR	12/2015	3/2016	04
24.	PHE 042	PHED CITY DN III NORTH JAIPUR	10/2015	03/2016	06
25.	PHE 159	PHED DIV MAHUWA	04/2015	03/2016	12
26.	PHE 150	CITY DIV III (SOUTH) JAIPUR	01/2016	03/2016	3
27.	PHE 053	PHED DIV. JHUNJHUNU	02/2016	03/2016	2
28.	PHE 078	PHED DIV HINDAUN CITY	-	03/2016	1
29.	PHE 153	PHED DIV AMET	02/2016	03/2016	2
30.	PHE 073	PHED DIV PALI		03/2016	1
31.	PHE 043	PHED R&C DIV UDAIPUR	02/2016	03/2016	2
		TOTAL			182

ABSTRACT

S.N.	Name of Deptt.	No. of Divisions	Outstanding No. of Form-51 as on 03/2019
1	PWD	14	65
2	WRD	09	88
3	PHED	08	29
	Total	31	182

Annexure-‘3’

Objections found during validation of vouchers

Sr. No.	Month	Head of Account	TRY NAME	Total No. Of validated Voucher	Objections found	Total reply received	No. Of Discrepancies Dropped in view of Reply	Reply awaited
1.	Jul-18	All Works Head's	AJMER	87	29	0	0	29
2.	Jul-18	All Works Head's	ALWER	170	68	10	10	58
3.	Jul-18	All Works Head's	BANSWARA	93	9	2	2	7
4.	Jul-18	All Works Head's	BARAN	512	29	0	0	29
5.	Jul-18	All Works Head's	BARMER	80	16	0	0	16
6.	Jul-18	All Works Head's	BEAWAR	120	20	2	2	18
7.	Jul-18	All Works Head's	BHARATPUR	149	75	3	3	72
8.	Jul-18	All Works Head's	BHILWARA	250	25	3	3	22
9.	Jul-18	All Works Head's	BIKANER	220	13	0	0	13
10.	Jul-18	All Works Head's	BUNDI	486	25	0	0	25
11.	Jul-18	All Works Head's	CHITTORGARH	217	88	25	25	63
12.	Jul-18	All Works Head's	CHURU	80	44	0	0	44
13.	Jul-18	All Works Head's	DAUSA	174	62	0	0	62
14.	Jul-18	All Works Head's	DHOLPUR	136	54	0	0	54
15.	Jul-18	All Works Head's	DUNGERPUR	249	113	0	0	113
16.	Jul-18	All Works Head's	GANGANAGAR	115	60	0	0	60
17.	Jul-18	All Works Head's	HANUMANGARH	210	28	0	0	28
18.	Jul-18	All Works Head's	JAIPUR CITY	248	126	0	0	126
19.	Jul-18	All Works Head's	JAIPUR(RURAL)	176	37	0	0	37
20.	Jul-18	All Works Head's	JAISELMER	150	20	0	0	20
21.	Jul-18	All Works Head's	JALORE	173	38	0	0	38
22.	Jul-18	All Works Head's	JHALAWAR	321	134	0	0	134
23.	Jul-18	All Works Head's	JHUNJHUNU	256	34	0	0	34
24.	Jul-18	All Works Head's	JODHPUR(CITY)	415	45	0	0	45
25.	Jul-18	All Works Head's	JODHPUR(RURAL)	315	43	0	0	43
26.	Jul-18	All Works Head's	KARAULI	348	25	0	0	25
27.	Jul-18	All Works Head's	KOTA	189	62	0	0	62
28.	Jul-18	All Works Head's	NAGAUR	116	16	0	0	16
29.	Jul-18	All Works Head's	NEW DELHI	60	11	3	3	8
30.	Jul-18	All Works Head's	PALI	135	21	0	0	21
31.	Jul-18	All Works Head's	PRATAPGARH	170	14	1	1	13
32.	Jul-18	All Works Head's	RAJSAMAND	166	37	0	0	37
33.	Jul-18	All Works Head's	SAWAIMADHOPUR	386	33	0	0	33
34.	Jul-18	All Works Head's	SIKAR	234	112	0	0	112

Sr. No.	Month	Head of Account	TRY NAME	Total No. Of validated Voucher	Objections found	Total reply received	No. Of Discrepancies Dropped in view of Reply	Reply awaited
35.	Jul-18	All Works Head's	SIROHI	120	26	0	0	26
36.	Jul-18	All Works Head's	TONK	148	11	0	0	11
37.	Jul-18	All Works Head's	UDAIPUR (CITY)	449	25	0	0	25
38.	Jul-18	All Works Head's	UDAIPUR (RURAL)	210	45	0	0	45
39.	Aug-18	All Works Head's	AJMER	141	18	0	0	18
40.	Aug-18	All Works Head's	ALWER	147	34	0	0	34
41.	Aug-18	All Works Head's	BANSWARA	119	8	0	0	8
42.	Aug-18	All Works Head's	BARAN	479	8	0	0	8
43.	Aug-18	All Works Head's	BARMER	70	9	0	0	9
44.	Aug-18	All Works Head's	BEAWAR	72	33	2	2	31
45.	Aug-18	All Works Head's	BHARATPUR	117	14	1	1	13
46.	Aug-18	All Works Head's	BHILWARA	150	23	1	1	22
47.	Aug-18	All Works Head's	BIKANER	190	9	0	0	9
48.	Aug-18	All Works Head's	BUNDI	495	4	0	0	4
49.	Aug-18	All Works Head's	CHITTORGARH	152	31	30	30	1
50.	Aug-18	All Works Head's	CHURU	120	8	0	0	8
51.	Aug-18	All Works Head's	DAUSA	124	22	0	0	22
52.	Aug-18	All Works Head's	DHOLPUR	80	45	0	0	45
53.	Aug-18	All Works Head's	DUNGERPUR	97	51	0	0	51
54.	Aug-18	All Works Head's	GANGANAGAR	57	35	0	0	35
55.	Aug-18	All Works Head's	HANUMANGARH	195	25	0	0	25
56.	Aug-18	All Works Head's	JAIPUR CITY	120	22	0	0	22
57.	Aug-18	All Works Head's	JAIPUR(RURAL)	50	4	0	0	4
58.	Aug-18	All Works Head's	JAISELMER	165	22	0	0	22
59.	Aug-18	All Works Head's	JALORE	140	12	0	0	12
60.	Aug-18	All Works Head's	JHALAWAR	161	51	0	0	51
61.	Aug-18	All Works Head's	JHUNJHUNU	134	6	6	6	0
62.	Aug-18	All Works Head's	JODHPUR(CITY)	185	17	0	0	17
63.	Aug-18	All Works Head's	JODHPUR(RURAL)	144	20	0	0	20
64.	Aug-18	All Works Head's	KARALI	150	43	0	0	43
65.	Aug-18	All Works Head's	KOTA	121	20	0	0	20
66.	Aug-18	All Works Head's	NAGAUR	80	9	0	0	9
67.	Aug-18	All Works Head's	NEW DELHI	65	9	0	0	9
68.	Aug-18	All Works Head's	PALI	107	15	0	0	15
69.	Aug-18	All Works Head's	PRATAPGARH	150	28	0	0	28
70.	Aug-18	All Works Head's	RAJSAMAND	96	12	0	0	12
71.	Aug-18	All Works Head's	SAWAIMADHOPUR	405	10	0	0	10

Sr. No.	Month	Head of Account	TRY NAME	Total No. Of validated Voucher	Objections found	Total reply received	No. Of Discrepancies Dropped in view of Reply	Reply awaited
72.	Aug-18	All Works Head's	SIKAR	131	27	0	0	27
73.	Aug-18	All Works Head's	SIROHI	110	8	0	0	8
74.	Aug-18	All Works Head's	TONK	107	10	0	0	10
75.	Aug-18	All Works Head's	UDAIPUR (CITY)	355	8	0	0	8
76.	Aug-18	All Works Head's	UDAIPUR (RURAL)	118	11	0	0	11
77.	Sep-18	All Works Head's	AJMER	138	36	0	0	36
78.	Sep-18	All Works Head's	ALWER	145	35	0	0	35
79.	Sep-18	All Works Head's	BANSWARA	114	14	0	0	14
80.	Sep-18	All Works Head's	BARAN	404	15	0	0	15
81.	Sep-18	All Works Head's	BARMER	85	11	0	0	11
82.	Sep-18	All Works Head's	BEAWAR	70	14	1	1	13
83.	Sep-18	All Works Head's	BHARATPUR	160	36	0	0	36
84.	Sep-18	All Works Head's	BHILWARA	180	50	0	0	50
85.	Sep-18	All Works Head's	BIKANER	210	8	0	0	8
86.	Sep-18	All Works Head's	BUNDI	432	14	0	0	14
87.	Sep-18	All Works Head's	CHITTORGARH	153	30	0	0	30
88.	Sep-18	All Works Head's	CHURU	80	20	0	0	20
89.	Sep-18	All Works Head's	DAUSA	131	26	0	0	26
90.	Sep-18	All Works Head's	DHOLPUR	61	30	0	0	30
91.	Sep-18	All Works Head's	DUNGERPUR	53	29	0	0	29
92.	Sep-18	All Works Head's	GANGANAGAR	83	29	0	0	29
93.	Sep-18	All Works Head's	HANUMANGARH	175	15	0	0	15
94.	Sep-18	All Works Head's	JAIPUR CITY	136	10	0	0	10
95.	Sep-18	All Works Head's	JAIPUR(RURAL)	20	10	0	0	10
96.	Sep-18	All Works Head's	JAISELMER	195	23	0	0	23
97.	Sep-18	All Works Head's	JALORE	152	7	0	0	7
98.	Sep-18	All Works Head's	JHALAWAR	159	44	0	0	44
99.	Sep-18	All Works Head's	JHUNJHUNU	53	6	1	1	5
100.	Sep-18	All Works Head's	JODHPUR(CITY)	385	37	0	0	37
101.	Sep-18	All Works Head's	JODHPUR(RURAL)	221	39	0	0	39
102.	Sep-18	All Works Head's	KARAULI	313	39	0	0	39
103.	Sep-18	All Works Head's	KOTA	159	14	0	0	14
104.	Sep-18	All Works Head's	NAGAUR	85	13	0	0	13
105.	Sep-18	All Works Head's	NEW DELHI	63	12	0	0	12
106.	Sep-18	All Works Head's	PALI	120	16	0	0	16
107.	Sep-18	All Works Head's	PRATAPGARH	135	21	0	0	21
108.	Sep-18	All Works Head's	RAJSAMAND	88	7	0	0	7
109.	Sep-18	All Works Head's	SAWAIMADHOP	356	14	0	0	14

Sr. No.	Month	Head of Account	TRY NAME	Total No. Of validated Voucher	Objections found	Total reply received	No. Of Discrepancies Dropped in view of Reply	Reply awaited
			UR					
110.	Sep-18	All Works Head's	SIKAR	177	26	0	0	26
111.	Sep-18	All Works Head's	SIROHI	96	4	0	0	4
112.	Sep-18	All Works Head's	TONK	122	8	0	0	8
113.	Sep-18	All Works Head's	UDAIPUR (CITY)	356	16	0	0	16
114.	Sep-18	All Works Head's	UDAIPUR (RURAL)	96	8	0	0	8
115.	Oct-18	All Works Head's	AJMER	156	13	0	0	13
116.	Oct-18	All Works Head's	ALWER	103	57	11	11	46
117.	Oct-18	All Works Head's	BANSWARA	15	7	0	0	7
118.	Oct-18	All Works Head's	BARAN	464	12	0	0	12
119.	Oct-18	All Works Head's	BARMER	100	17	0	0	17
120.	Oct-18	All Works Head's	BEAWAR	40	13	1	1	12
121.	Oct-18	All Works Head's	BHARATPUR	128	24	0	0	24
122.	Oct-18	All Works Head's	BHILWARA	100	31	0	0	31
123.	Oct-18	All Works Head's	BIKANER	240	11	0	0	11
124.	Oct-18	All Works Head's	BUNDI	312	17	0	0	17
125.	Oct-18	All Works Head's	CHITTORGARH	96	30	0	0	30
126.	Oct-18	All Works Head's	CHURU	85	15	0	0	15
127.	Oct-18	All Works Head's	DAUSA	148	35	0	0	35
128.	Oct-18	All Works Head's	DHOLPUR	62	28	0	0	28
129.	Oct-18	All Works Head's	DUNGERPUR	50	27	0	0	27
130.	Oct-18	All Works Head's	GANGANAGAR	70	25	0	0	25
131.	Oct-18	All Works Head's	HANUMANGARH	195	17	0	0	17
132.	Oct-18	All Works Head's	JAIPUR CITY	153	29	0	0	29
133.	Oct-18	All Works Head's	JAIPUR(RURAL)	90	4	0	0	4
134.	Oct-18	All Works Head's	JAISELMER	175	12	0	0	12
135.	Oct-18	All Works Head's	JALORE	143	30	0	0	30
136.	Oct-18	All Works Head's	JHALAWAR	130	11	0	0	11
137.	Oct-18	All Works Head's	JHUNJHUNU	56	5	0	0	5
138.	Oct-18	All Works Head's	JODHPUR(CITY)	235	16	0	0	16
139.	Oct-18	All Works Head's	JODHPUR(RURAL)	286	32	0	0	32
140.	Oct-18	All Works Head's	KARAULI	143	18	0	0	18
141.	Oct-18	All Works Head's	KOTA	114	8	0	0	8
142.	Oct-18	All Works Head's	NAGAUR	90	21	0	0	21
143.	Oct-18	All Works Head's	NEW DELHI	70	12	1	1	11
144.	Oct-18	All Works Head's	PALI	70	12	0	0	12
145.	Oct-18	All Works Head's	PRATAPGARH	120	21	0	0	21
146.	Oct-18	All Works Head's	RAJSAMAND	62	4	0	0	4

Sr. No.	Month	Head of Account	TRY NAME	Total No. Of validated Voucher	Objections found	Total reply received	No. Of Discrepancies Dropped in view of Reply	Reply awaited
147.	Oct-18	All Works Head's	SAWAIMADHOPUR	312	12	0	0	12
148.	Oct-18	All Works Head's	SIKAR	156	27	0	0	27
149.	Oct-18	All Works Head's	SIROHI	118	9	0	0	9
150.	Oct-18	All Works Head's	TONK	102	13	0	0	13
151.	Oct-18	All Works Head's	UDAIPUR (CITY)	402	15	0	0	15
152.	Oct-18	All Works Head's	UDAIPUR (RURAL)	260	48	0	0	48
153.	Nov-18	All Works Head's	AJMER	132	21	0	0	21
154.	Nov-18	All Works Head's	ALWER	168	14	0	0	14
155.	Nov-18	All Works Head's	BANSWARA	62	8	0	0	8
156.	Nov-18	All Works Head's	BARAN	408	12	0	0	12
157.	Nov-18	All Works Head's	BARMER	60	13	0	0	13
158.	Nov-18	All Works Head's	BEAWAR	35	10	0	0	10
159.	Nov-18	All Works Head's	BHARATPUR	114	12	0	0	12
160.	Nov-18	All Works Head's	BHILWARA	80	15	0	0	15
161.	Nov-18	All Works Head's	BIKANER	180	6	0	0	6
162.	Nov-18	All Works Head's	BUNDI	275	11	1	1	10
163.	Nov-18	All Works Head's	CHITTORGARH	162	14	0	0	14
164.	Nov-18	All Works Head's	CHURU	80	14	0	0	14
165.	Nov-18	All Works Head's	DAUSA	124	10	0	0	10
166.	Nov-18	All Works Head's	DHOLPUR	57	11	0	0	11
167.	Nov-18	All Works Head's	DUNGERPUR	66	29	0	0	29
168.	Nov-18	All Works Head's	GANGANAGAR	58	15	0	0	15
169.	Nov-18	All Works Head's	HANUMANGARH	180	18	0	0	18
170.	Nov-18	All Works Head's	JAIPUR CITY	139	22	0	0	22
171.	Nov-18	All Works Head's	JAIPUR(RURAL)	70	20	0	0	20
172.	Nov-18	All Works Head's	JAISELMER	205	15	0	0	15
173.	Nov-18	All Works Head's	JALORE	115	11	0	0	11
174.	Nov-18	All Works Head's	JHALAWAR	144	20	0	0	20
175.	Nov-18	All Works Head's	JHUNJHUNU	55	13	0	0	13
176.	Nov-18	All Works Head's	JODHPUR(CITY)	339	21	0	0	21
177.	Nov-18	All Works Head's	JODHPUR(RURAL)	154	27	0	0	27
178.	Nov-18	All Works Head's	KARAULI	246	141	0	0	141
179.	Nov-18	All Works Head's	KOTA	120	12	0	0	12
180.	Nov-18	All Works Head's	NAGAUR	75	16	0	0	16
181.	Nov-18	All Works Head's	NEW DELHI	40	2	0	0	2
182.	Nov-18	All Works Head's	PALI	60	15	0	0	15
183.	Nov-18	All Works Head's	PRATAPGARH	150	44	0	0	44

Sr. No.	Month	Head of Account	TRY NAME	Total No. Of validated Voucher	Objections found	Total reply received	No. Of Discrepancies Dropped in view of Reply	Reply awaited
184.	Nov-18	All Works Head's	RAJSAMAND	112	13	0	0	13
185.	Nov-18	All Works Head's	SAWAIMADHOPUR	308	16	0	0	16
186.	Nov-18	All Works Head's	SIKAR	143	9	0	0	9
187.	Nov-18	All Works Head's	SIROHI	65	10	0	0	10
188.	Nov-18	All Works Head's	TONK	136	24	0	0	24
189.	Nov-18	All Works Head's	UDAIPUR (CITY)	235	14	0	0	14
190.	Nov-18	All Works Head's	UDAIPUR (RURAL)	230	37	0	0	37
191.	Dec-18	All Works Head's	AJMER	80	21	0	0	21
192.	Dec-18	All Works Head's	ALWER	82	23	0	0	23
193.	Dec-18	All Works Head's	BANSWARA	41	10	0	0	10
194.	Dec-18	All Works Head's	BARAN	454	13	0	0	13
195.	Dec-18	All Works Head's	BARMER	75	9	0	0	9
196.	Dec-18	All Works Head's	BEAWAR	30	6	0	0	6
197.	Dec-18	All Works Head's	BHARATPUR	129	11	0	0	11
198.	Dec-18	All Works Head's	BHILWARA	70	27	0	0	27
199.	Dec-18	All Works Head's	BIKANER	190	4	0	0	4
200.	Dec-18	All Works Head's	BUNDI	345	8	0	0	8
201.	Dec-18	All Works Head's	CHITTORGARH	78	15	0	0	15
202.	Dec-18	All Works Head's	CHURU	95	9	0	0	9
203.	Dec-18	All Works Head's	DAUSA	113	8	0	0	8
204.	Dec-18	All Works Head's	DHOLPUR	38	18	0	0	18
205.	Dec-18	All Works Head's	DUNGERPUR	26	14	0	0	14
206.	Dec-18	All Works Head's	GANGANAGAR	41	22	17	17	5
207.	Dec-18	All Works Head's	HANUMANGARH	175	16	0	0	16
208.	Dec-18	All Works Head's	JAIPUR CITY	85	29	0	0	29
209.	Dec-18	All Works Head's	JAIPUR(RURAL)	68	20	0	0	20
210.	Dec-18	All Works Head's	JAISELMER	145	10	0	0	10
211.	Dec-18	All Works Head's	JALORE	121	16	0	0	16
212.	Dec-18	All Works Head's	JHALAWAR	84	18	0	0	18
213.	Dec-18	All Works Head's	JHUNJHUNU	35	9	0	0	9
214.	Dec-18	All Works Head's	JODHPUR(CITY)	244	11	0	0	11
215.	Dec-18	All Works Head's	JODHPUR(RURAL)	91	6	0	0	6
216.	Dec-18	All Works Head's	KARAULI	176	18	0	0	18
217.	Dec-18	All Works Head's	KOTA	125	15	0	0	15
218.	Dec-18	All Works Head's	NAGAUR	70	11	0	0	11
219.	Dec-18	All Works Head's	NEW DELHI	31	2	0	0	2
220.	Dec-18	All Works Head's	PALI	55	10	0	0	10

Sr. No.	Month	Head of Account	TRY NAME	Total No. Of validated Vouchar	Objections found	Total reply received	No. Of Discrepancies Dropped in view of Reply	Reply awaited
221.	Dec-18	All Works Head's	PRATAPGARH	70	25	0	0	25
222.	Dec-18	All Works Head's	RAJSAMAND	96	5	0	0	5
223.	Dec-18	All Works Head's	SAWAIMADHOPUR	342	11	0	0	11
224.	Dec-18	All Works Head's	SIKAR	91	9	0	0	9
225.	Dec-18	All Works Head's	SIROHI	108	6	0	0	6
226.	Dec-18	All Works Head's	TONK	110	26	0	0	26
227.	Dec-18	All Works Head's	UDAIPUR (CITY)	289	15	0	0	15
228.	Dec-18	All Works Head's	UDAIPUR (RURAL)	72	8	0	0	8
229.	Jan-19	All Works Head's	AJMER	164	19	0	0	19
230.	Jan-19	All Works Head's	ALWER	136	17	0	0	17
231.	Jan-19	All Works Head's	BANSWARA	39	7	0	0	7
232.	Jan-19	All Works Head's	BARAN	185	14	0	0	14
233.	Jan-19	All Works Head's	BARMER	103	8	0	0	8
234.	Jan-19	All Works Head's	BEAWAR	37	10	0	0	10
235.	Jan-19	All Works Head's	BHARATPUR	126	17	0	0	17
236.	Jan-19	All Works Head's	BHILWARA	81	42	0	0	42
237.	Jan-19	All Works Head's	BIKANER	180	3	0	0	3
238.	Jan-19	All Works Head's	BUNDI	111	12	0	0	12
239.	Jan-19	All Works Head's	CHITTORGARH	145	16	0	0	16
240.	Jan-19	All Works Head's	CHURU	93	14	0	0	14
241.	Jan-19	All Works Head's	DAUSA	134	30	0	0	30
242.	Jan-19	All Works Head's	DHOLPUR	37	19	0	0	19
243.	Jan-19	All Works Head's	DUNGERPUR	67	22	0	0	22
244.	Jan-19	All Works Head's	GANGANAGAR	36	16	0	0	16
245.	Jan-19	All Works Head's	HANUMANGARH	25	17	0	0	17
246.	Jan-19	All Works Head's	JAIPUR CITY	149	2	0	0	2
247.	Jan-19	All Works Head's	JAIPUR(RURAL)	70	17	0	0	17
248.	Jan-19	All Works Head's	JAISELMER	89	16	0	0	16
249.	Jan-19	All Works Head's	JALORE	127	18	0	0	18
250.	Jan-19	All Works Head's	JHALAWAR	117	9	0	0	9
251.	Jan-19	All Works Head's	JHUNJHUNU	52	6	0	0	6
252.	Jan-19	All Works Head's	JODHPUR(CITY)	288	35	0	0	35
253.	Jan-19	All Works Head's	JODHPUR(RURAL)	159	5	0	0	5
254.	Jan-19	All Works Head's	KARALI	115	15	0	0	15
255.	Jan-19	All Works Head's	KOTA	87	13	0	0	13
256.	Jan-19	All Works Head's	NAGAUR	75	8	0	0	8
257.	Jan-19	All Works Head's	NEW DELHI	40	3	0	0	3

Sr. No.	Month	Head of Account	TRY NAME	Total No. Of validated Voucher	Objections found	Total reply received	No. Of Discrepancies Dropped in view of Reply	Reply awaited
258.	Jan-19	All Works Head's	PALI	80	20	0	0	20
259.	Jan-19	All Works Head's	PRATAPGARH	77	36	0	0	36
260.	Jan-19	All Works Head's	RAJSAMAND	118	19	0	0	19
261.	Jan-19	All Works Head's	SAWAIMADHOPUR	156	13	0	0	13
262.	Jan-19	All Works Head's	SIKAR	154	27	0	0	27
263.	Jan-19	All Works Head's	SIROHI	142	19	0	0	19
264.	Jan-19	All Works Head's	TONK	125	27	0	0	27
265.	Jan-19	All Works Head's	UDAIPUR (CITY)	142	14	0	0	14
266.	Jan-19	All Works Head's	UDAIPUR (RURAL)	84	4	0	0	4
267.	Feb-19	All Works Head's	AJMER	136	28	0	0	28
268.	Feb-19	All Works Head's	ALWER	148	33	0	0	33
269.	Feb-19	All Works Head's	BANSWARA	160	14	0	0	14
270.	Feb-19	All Works Head's	BARAN	259	9	0	0	9
271.	Feb-19	All Works Head's	BARMER	150	15	0	0	15
272.	Feb-19	All Works Head's	BEAWAR	96	24	0	0	24
273.	Feb-19	All Works Head's	BHARATPUR	125	17	0	0	17
274.	Feb-19	All Works Head's	BHILWARA	155	23	0	0	23
275.	Feb-19	All Works Head's	BIKANER	250	6	0	0	6
276.	Feb-19	All Works Head's	BUNDI	182	10	0	0	10
277.	Feb-19	All Works Head's	CHITTORGARH	154	40	0	0	40
278.	Feb-19	All Works Head's	CHURU	120	11	0	0	11
279.	Feb-19	All Works Head's	DAUSA	136	20	0	0	20
280.	Feb-19	All Works Head's	DHOLPUR	62	28	0	0	28
281.	Feb-19	All Works Head's	DUNGERPUR	89	33	0	0	33
282.	Feb-19	All Works Head's	GANGANAGAR	53	11	0	0	11
283.	Feb-19	All Works Head's	HANUMANGARH	519	13	0	0	13
284.	Feb-19	All Works Head's	JAIPUR CITY	146	19	0	0	19
285.	Feb-19	All Works Head's	JAIPUR(RURAL)	230	11	0	0	11
286.	Feb-19	All Works Head's	JAISELMER	330	17	0	0	17
287.	Feb-19	All Works Head's	JALORE	130	18	0	0	18
288.	Feb-19	All Works Head's	JHALAWAR	127	15	0	0	15
289.	Feb-19	All Works Head's	JHUNJHUNU	120	4	0	0	4
290.	Feb-19	All Works Head's	JODHPUR(CITY)	150	23	0	0	23
291.	Feb-19	All Works Head's	JODHPUR(RURAL)	130	23	0	0	23
292.	Feb-19	All Works Head's	KARAULI	120	32	0	0	32

Sr. No.	Month	Head of Account	TRY NAME	Total No. Of validated Voucher	Objections found	Total reply received	No. Of Discrepancies Dropped in view of Reply	Reply awaited
293.	Feb-19	All Works Head's	KOTA	130	10	0	0	10
294.	Feb-19	All Works Head's	NAGAUR	125	11	0	0	11
295.	Feb-19	All Works Head's	NEW DELHI	50	5	0	0	5
296.	Feb-19	All Works Head's	PALI	150	44	0	0	44
297.	Feb-19	All Works Head's	PRATAPGARH	61	14	0	0	14
298.	Feb-19	All Works Head's	RAJSAMAND	366	23	0	0	23
299.	Feb-19	All Works Head's	SAWAIMADHOP UR	275	19	0	0	19
300.	Feb-19	All Works Head's	SIKAR	147	29	0	0	29
301.	Feb-19	All Works Head's	SIROHI	457	4	0	0	4
302.	Feb-19	All Works Head's	TONK	424	18	0	0	18
303.	Feb-19	All Works Head's	UDAIPUR (CITY)	262	13	0	0	13
304.	Feb-19	All Works Head's	UDAIPUR (RURAL)	327	46	0	0	46
305.	Mar-19	All Works Head's	AJMER	110	19	0	0	19
306.	Mar-19	All Works Head's	ALWER	162	51	0	0	51
307.	Mar-19	All Works Head's	BANSWARA	98	9	0	0	9
308.	Mar-19	All Works Head's	BARAN	221	10	0	0	10
309.	Mar-19	All Works Head's	BARMER	95	15	0	0	15
310.	Mar-19	All Works Head's	BEAWAR	80	45	0	0	45
311.	Mar-19	All Works Head's	BHARATPUR	139	15	0	0	15
312.	Mar-19	All Works Head's	BHILWARA	46	13	0	0	13
313.	Mar-19	All Works Head's	BIKANER	250	6	0	0	6
314.	Mar-19	All Works Head's	BUNDI	206	9	0	0	9
315.	Mar-19	All Works Head's	CHITTORGARH	74	21	0	0	21
316.	Mar-19	All Works Head's	CHURU	120	14	0	0	14
317.	Mar-19	All Works Head's	DAUSA	84	21	0	0	21
318.	Mar-19	All Works Head's	DHOLPUR	95	30	0	0	30
319.	Mar-19	All Works Head's	DUNGERPUR	48	31	0	0	31
320.	Mar-19	All Works Head's	GANGANAGAR	58	18	0	0	18
321.	Mar-19	All Works Head's	HANUMANGARH	266	5	0	0	5
322.	Mar-19	All Works Head's	JAIPUR CITY	149	12	0	0	12
323.	Mar-19	All Works Head's	JAIPUR(RURAL)	140	23	0	0	23
324.	Mar-19	All Works Head's	JAISELMER	250	12	0	0	12
325.	Mar-19	All Works Head's	JALORE	167	26	0	0	26
326.	Mar-19	All Works Head's	JHALAWAR	92	14	0	0	14
327.	Mar-19	All Works Head's	JHUNJHUNU	68	9	0	0	9
328.	Mar-19	All Works Head's	JODHPUR(CITY)	45	13	0	0	13
329.	Mar-19	All Works Head's	JODHPUR(RURAL)	45	14	0	0	14

Sr. No.	Month	Head of Account	TRY NAME	Total No. Of validated Voucher	Objections found	Total reply received	No. Of Discrepancies Dropped in view of Reply	Reply awaited
330.	Mar-19	All Works Head's	KARAULI	45	22	0	0	22
331.	Mar-19	All Works Head's	KOTA	83	7	0	0	7
332.	Mar-19	All Works Head's	NAGAUUR	133	14	0	0	14
333.	Mar-19	All Works Head's	NEW DELHI	75	10	0	0	10
334.	Mar-19	All Works Head's	PALI	155	15	0	0	15
335.	Mar-19	All Works Head's	PRATAPGARH	49	25	0	0	25
336.	Mar-19	All Works Head's	RAJSAMAND	132	33	0	0	33
337.	Mar-19	All Works Head's	SAWAIMADHOPUR	217	16	0	0	16
338.	Mar-19	All Works Head's	SIKAR	158	23	0	0	23
339.	Mar-19	All Works Head's	SIROHI	152	18	0	0	18
340.	Mar-19	All Works Head's	TONK	185	31	0	0	31
341.	Mar-19	All Works Head's	UDAIPUR (CITY)	185	10	0	0	10
342.	Mar-19	All Works Head's	UDAIPUR (RURAL)	206	68	0	0	68
		Total		43742	5603	73	73	5530

Monthwise list of total vouchers received during the period July, 2018 to March, 2019

Sr. No.	Month	Total vouchers received
1.	July 2018	37597
2.	August 2018	25858
3.	September 2018	28313
4.	October 2018	34762
5.	November 2018	35209
6.	December 2018	7841
7.	January 2019	11406
8.	February 2019	32837
9.	March 2019	36251
	Total	250074

**List of Treasuries in which 50 or more objections were found in validation of vouchers
during July, 2018 to March, 2019**

Sr. No.	Month	Head of Account	TRY NAME	Total No. Of Voucher	Object-ions found	Total reply received	No. Of Discrepancies Dropped in view of Reply	Reply awaited
1.	Jul-18	All Works Head's	ALWER	170	68	10	10	58
2.	Oct-18	All Works Head's	ALWER	103	57	11	11	46
3.	Mar-19	All Works Head's	ALWER	162	51	0	0	51
4.	Jul-18	All Works Head's	BHARATPUR	149	75	3	3	72
5.	Sep-18	All Works Head's	BHILWARA	180	50	0	0	50
6.	Jul-18	All Works Head's	CHITTORGARH	217	88	25	25	63
7.	Jul-18	All Works Head's	DAUSA	174	62	0	0	62
8.	Jul-18	All Works Head's	DHOLPUR	136	54	0	0	54
9.	Jul-18	All Works Head's	DUNGERPUR	249	113	0	0	113
10.	Aug-18	All Works Head's	DUNGERPUR	97	51	0	0	51
11.	Jul-18	All Works Head's	GANGANAGAR	115	60	0	0	60
12.	Jul-18	All Works Head's	JAIPUR CITY	248	126	0	0	126
13.	Jul-18	All Works Head's	JHALAWAR	321	134	0	0	134
14.	Aug-18	All Works Head's	JHALAWAR	161	51	0	0	51
15.	Nov-18	All Works Head's	KARAULI	246	141	0	0	141
16.	Jul-18	All Works Head's	KOTA	189	62	0	0	62
17.	Jul-18	All Works Head's	SIKAR	234	112	0	0	112
18.	Mar-19	All Works Head's	UDAIPUR (RURAL)	206	68	0	0	68
				3357	1423	49	49	1374

Annexure-A

Statement showing names of divisions where imprest was granted in excess of authorized limits and not adjusted.

S. No.	Name of division	Deptt.	Amount (in Lakhs)	Para no. of Part-II-B	Period of I.R.
1	2	3	4	5	6
1	XEN PWD Dn. Nagaur	PWD	5.90	5(19)	2017-18
2	XEN PHED City Dn. I (North)Jaipur	PHED	14.52	6	4/15 to 3/18

ABSTRACT

Name of Deptt.	No. of Units	Amount (in lakhs)
PWD	01	5.09
WRD	-	-
IGNP	-	-
CAD	-	-
PHED	01	14.52
Total	02	20.42

Annexure-A-1

Statement showing balances under manufacturing accounts

Category of defects:

1. Statement showing balance under manufacturing account.
2. Statement showing where manufacturing account was not maintained.

S. No.	Name of division	Deptt.	Amount (in Lakh)	Para no. of Part-II-B	Period of I.R.	Categor y of defects
1	2	3		5	6	7
1.	XEN PWD Dn. Malpura, Tonk	PWD	-	7(8)	2017-18	2
2.	XEN PWD Dn. Kuchaman City (Nagaur)	PWD	-	8(9)	2017-18	2
3.	XEN PWD Dn. Kekdi (Ajmer)	PWD	-	6(9)	2017-18	2
4.	XEN PWD Dn. Deedwana (Nagaur)	PWD	-	6(9)	2017-18	2
5.	XEN PWD Dn. Degana Nagaur	PWD	-	5(9)	2017-18	2
6.	XEN PWD Dn. Parbatsar (Nagaur)	PWD	-	5(9)	2017-18	2
7.	XEN PWD Dn. Nagaur	PWD	-	5(17)	2017-18	2
8.	XEN PWD Dn. Merta City (Nagaur)	PWD	-	5(9)	2017-18	2
9.	XEN PWD Dn. Mandalgarh	PWD	-	6(15)	2017-18	2
10.	XEN PWD Dn. Chomella	PWD	-	8(15)	2017-18	2
11.	XEN PWD Dn. Aklera (Jhalawar)	PWD	-	10(15)	2017-18	2
12.	XEN PWD Dn. I-Sawaimadhopur	PWD	-	9(9)	2017-18	2
13.	XEN PWDDn. Sapotara	PWD	-	8(9)	2017-18	2
14.	XEN PWDDn. Hindaun City	PWD	-	7(9)	2017-18	2
15.	XEN PWD Dn. I Bharatpur	PWD	-	7(17)	2017-18	2
16.	XEN PWD Dn. Bayana	PWD	-	8(8)	2017-18	2
17.	XEN PWD Dn. Beawar (Ajmer)	PWD	-	7(7)	2017-18	2
18.	XEN PWD Dn. I Bhilwara	PWD	-	6(15)	2017-18	2
19.	XEN PWD Dn. I Barmer	PWD	-	6(9)	2017-18	2
20.	XEN PWD NH Dn. Barmer	PWD	-	6(9)	2017-18	2
21.	XEN PWD Dn. I Alwar	PWD	-	8(8)	2017-18	2
22.	XEN PWD Dn. Shahpura Jaipur	PWD	-	7(8)	2017-18	2
23.	XEN PWD NH Dn. I Jaipur	PWD	-	7(11)	2017-18	2
24.	XEN PWD Dn. II Alwar	PWD	-	4(8)	2017-18	2
25.	XEN PWD Dn. Phulera Jaipur	PWD	-	7(8)	2017-18	2
26.	XEN PWD Dn. Dausa	PWD	-	8(9)	2017-18	2
27.	XEN PWD Dn. Bikaner	PWD	-	7(17)	2017-18	2
28.	XEN PWD NH Dn. Kota	PWD	-	7(14)	2017-18	2
29.	XEN PWD Dn. Sangod (Kota)	PWD	-	9(8)	2017-18	2
30.	XEN PWD Dn. Itawa (Kota)	PWD	-	9(11)	2017-18	2
31.	XEN PWD Dn. Anoopgarh	PWD	-	8(17)	2017-18	2
32.	XEN PWD City Dn. Kota	PWD	-	7(9)	2017-18	2
33.	XEN PWD Dn. Ratangarh (Churu)	PWD	-	6(9)	2017-18	2
34.	XEN PWD Dn. Nohar	PWD	-	9(8)	2017-18	2
35.	XEN PWD Dn. Chhabra (Baran)	PWD	-	8(9)	2017-18	2
36.	XEN PWD Dn. Shahbad (Baran)	PWD	-	9(14)	2017-18	2
37.	XEN PWD Dn. Garhi (Banswara)	PWD	-	6(6)	2017-18	2

S. No.	Name of division	Deptt.	Amount (in Lakh)	Para no. of Part-II-B	Period of I.R.	Category of defects
1	2	3		5	6	7
38.	XEN PWD Dn. III Pratapgarh	PWD	-	10(8)	2017-18	2
39.	XEN PWD Dn. Dhariyawad	PWD	-	5(15)	2017-18	2
40.	XEN PWD Dn. Nimbahera	PWD	-	7(11)	2017-18	2
41.	XEN PWD City Dn. Udaipur	PWD	-	5(9)	2017-18	2
42.	XEN PWD Dn. Rajsamand	PWD	-	5(8)	2017-18	2
43.	XEN PWD Dn. Ballabhnagar	PWD	-	6(9)	2017-18	2
44.	XEN PWD Dn. Khairwara	PWD	-	7(14)	2017-18	2
45.	XEN PWD Dn. Begun	PWD	-	7(15)	2017-18	2
46.	XEN PWD Dn. Simalwara	PWD	-	8(9)	2017-18	2
47.	XEN PWD Dn. Bari	PWD	-	8(8)	2017-18	2
48.	XEN PWD Dn. Abu road	PWD	-	7(3)	2017-18	2
49.	XEN PWD Dn. I Banswara	PWD	-	8(6)	2017-18	2
50.	XEN PWD Dn. Chittorgarh	PWD	-	9(7)	2017-18	2
51.	XEN PWD Dn. II Sawaimadhopur	PWD	-	6(7)	2017-18	2
52.	XEN PWD Dn. Sirohi	PWD	-	6(9)	2017-18	2
53.	XEN PWD Dn. Bhawanimandi	PWD	-	7(11)	2017-18	2
54.	XEN PWD Dn. Ramganjmandi	PWD	-	7(9)	2017-18	2
55.	XEN PWD Dn. Suratgarh	PWD	-	6(10)	2017-18	2
56.	XEN PWD Dn. Tonk	PWD	-	13(17)	2017-18	2
57.	XEN PWD City Dn. Jodhpur	PWD	-	5(8)	2017-18	2
58.	XEN PWD Dn. Rajgarh (Alwar)	PWD	-	8(17)	2017-18	2
59.	XEN PWD Dn. Navalgarh	PWD	-	9(9)	2017-18	2
60.	XEN PWD Dn. SMS Medical college Jaipur	PWD	-	6(8)	2017-18	2
61.	XEN PWD Dn. Sikar	PWD	-	9(9)	2017-18	2
62.	XEN PWD Dn. Jhujhunu	PWD	-	6(9)	2017-18	2
63.	XEN PWD Dn. Dungarpur	PWD	-	12(14)	2017-18	2
64.	XEN PWD Dn. Salumber	PWD	-	6(9)	2017-18	2
65.	XEN PWD City Dn. I jaipur	PWD	-	10(8)	2017-18	2
66.	XEN PWD Dn. III Jaipur	PWD	-	8(9)	2017-18	2
67.	XEN PWD NH-Dn,Pali	PWD	-	7(9)	2017-18	2
68.	XEN Khamera canal Dn. Mahi Proj. Banswara	WRD	-	4(7)	2017-18	2
69.	XEN WRD Anoopgarh Branch Dn. I Shri Vijaynagar	WRD	-	7(7)	2017-18	2
70.	XEN WRD Gangnahr regulation, Dn. Sriganganagar	WRD	-	4(7)	2017-18	2
71.	XEN WRD Dn. Mahi project-I Banswara	WRD	-	7(11)	2017-18	2
72.	XEN WRD Dn. Rawatsar	WRD	-	6(7)	2017-18	2
73.	XEN WRD Dn. I Hanumangarh	WRD	-	7(7)	2017-18	2
74.	XEN WRD (LMC) Dn. Ghari Partapur Banswara	WRD	-	4(8)	2017-18	2
75.	XEN WRD Dn. Nohar	WRD	-	7(14)	2017-18	2
76.	XEN WRD RWSRP Dn. Raisinghnagar	WRD	-	6(7)	2017-18	2
77.	XEN WRD Jakham Dam Dhariyabad	WRD	-	6(7)	2017-18	2
78.	XEN WRD Dn. Rajsamand	WRD	-	7(8)	2017-18	2

S. No.	Name of division	Deptt.	Amount (in Lakh)	Para no. of Part-II-B	Period of I.R.	Categor y of defects
1	2	3		5	6	7
79.	XEN WRD Dn. III Baran	WRD	-	6(8)	2017-18	2
80.	XEN WRD Dn. I Baran	WRD	-	8(8)	2017-18	2
81.	XEN WRD Dn. II Chhabra	WRD	-	11(12)	2017-18	2
82.	XEN WRD Medium irrigation project Bhawanimandi Kota	WRD	-	7(8)	2017-18	2
83.	XEN WRD Dn. Aklera Jhalawar	WRD	-	9(8)	2017-18	2
84.	XEN WRD Dn. Banswara	WRD	-	7(7)	2017-18	2
85.	XEN WRD Dn. Chawali, Jhalawar	WRD	-	8(8)	2017-18	2
86.	XEN WRD Dn. Jalore	WRD	-	8(13)	2017-18	2
87.	XEN WRD Dn. Dungarpur	WRD	-	7(6)	2017-18	2
88.	XEN WRD Dn. Kota	WRD	-	11(8)	2017-18	2
89.	XEN WRD Dn. Alwar	WRD	-	5(7)	2017-18	2
90.	XEN WRD Dn. Sawaimadhopur	WRD	-	10(11)	2017-18	2
91.	XEN WRD Dn. II Dholpur	WRD	-	7(8)	2017-18	2
92.	XEN WRD Dn. Karoli	WRD	-	6(7)	2017-18	2
93.	XEN WRD Dn. I Dholpur	WRD	-	8(8)	2017-18	2
94.	XEN WRD Dn. Sikar	WRD	-	9(14)	2017-18	2
95.	XEN WRD Dn. Tonk	WRD	-	6(14)	2017-18	2
96.	XEN WRD Regulation Dn. I Hanumangarh	WRD	-	7(9)	2017-18	2
97.	XEN WRD Dn. II Hanumangarh	WRD	-	9(9)	2017-18	2
98.	XEN PWD 20Dn, IGNP, Bikaner	IGNP	-	10(7)	2017-18	2
99.	XEN TMC, IGNP Dn. Mohangarh (Jaisalmer)	IGNP	-	7(14)	2017-18	2
100.	XEN kolyat lift Dn. IGNP Bikaner	IGNP	-	4(7)	2017-18	2
101.	XEN 10 th Dn. IGNP Taranagar	IGNP	-	7(6)	2017-18	2
102.	XEN Gang Canal, OFD Dn. III Suratgarh	CAD	-	4(7)	2014-18	2
103.	XEN Gang Canal, OFD Dn. I Srivijaynagar Hanumangarh	CAD	-	5(6a)	2013-18	2
104.	XEN Gang Canal, OFD Dn. VII Sriganganagar	CAD	-	6(6a)	2013-18	2
105.	XEN LMC Dn. I CAD Kota	CAD	-	7(6a)	2015-18	2
106.	XEN PHED Dn. Jhalawar	PHED	0	10(vi)	4/16 to 3/18	1
107.	XEN PHED PRO. Div-I Jhalawar	PHED	0	3(vi)	4/16 to 3/18	2
108.	XEN PHED PRO. Div-II Jhalawar	PHED	0	2(vi)	4/15 to 3/18	2
109.	XEN PHED Project Div. Baran	PHED	0	6(vi)	4/16 to 3/18	2
110.	XEN PHED NAGAR Dn. I Kota	PHED	0	6(vi)	4/15 to 3/18	2
111.	XEN PHED Distt. Dn. Kota	PHED	0	9(vi)	4/15 to 3/18	2
112.	XEN PHED PRO. Dn. Bhawanimandi Jhalawar	PHED	0	4 (iii)	4/16 to 3/18	2

S. No.	Name of division	Deptt.	Amount (in Lakh)	Para no. of Part-II-B	Period of I.R.	Categor y of defects
1	2	3		5	6	7
113.	XEN PHED Dn. Bundi	PHED	0	9 (ix)	4/16 to 3/18	1
114.	XEN PHED PRO Dn. Bundi	PHED	0	5 (vi)	4/16 to 3/18	2
115.	XEN PHED PRO Dn. I Kota	PHED	0	3 (vi)	4/16 to 3/18	2
116.	XEN PHED Dn. Lakheri	PHED	0	11(vi)	4/14 to 3/18	2
117.	XEN PHED City Dn. II Kota	PHED	0	7(vi)	4/14 to 3/18	2
118.	XEN PHED Dn. Bhawanimandi	PHED	0	7(vi)	2/14 to 3/18	2
119.	XEN PHED PRO. Dn. TONK	PHED	0	5(vi)	3/08 to 3/18	2
120.	XEN PHED Dn. Ramganjmandi (Kota)	PHED	0	11(vi)	4/16 to 3/18	1
121.	XEN PHED PRO. Dn. Niwai	PHED	0	11(vi)	10/07 to 3/18	1
122.	XEN PHED PRO. Dn. Soyala (Tonk)	PHED	0	4(vi)	9/14 to 3/18	2
123.	XEN PHED PRO. Dn. Pokaran (Jaisalmer)	PHED	0	6 (ix)	10/07 to 3/17	2
124.	XEN PHED PRO. Dn. II Jaipur	PHED	0	3(vi)	4/16 to 3/18	1
125.	XEN PHED Dn. III (South) MIstri Khana (Jaipur)	PHED	0	8(vi)	2/14 to 3/18	2
126.	XEN PHED PRO. Dn. BALESAR	PHED	0	4 (viii)	2/14 to 3/17	2
127.	XEN PHED Dn. Bassi (Jaipur)	PHED	0	2 (vi)	7/14 to 3/18	1
128.	XEN PHED PRO. Dn. SAMBHAR	PHED	0	2 (vi)	9/13 to 3/18	2
129.	XEN PHED Distt. (Rural) Dn. I Jaipur	PHED	0	8(viii)	4/16 to 3/18	2
130.	XEN PHED PRO. Dn. I Mansarovar (Jaipur)	PHED	0	5(ix)	4/15 to 3/18	2
131.	XEN PHED City Dn. I (North)Jaipur	PHED	0	8 (vi)	4/15 to 3/18	2
132.	XEN PHED Distt. Dn. I Jhunjhunu	PHED	0	7(ix)	4/14 to 3/18	2
133.	XEN PHED PRO. Dn. Phagi (Jaipur)	PHED	0	7(vi)	2/14 to 3/18	2
134.	XEN PHED Distt.(Rural) Dn. II Jaipur	PHED	0	11 (viii)	4/16 to 3/18	1
135.	XEN PHED Dn. Shahpura (Jaipur)	PHED	0	9(a) (ix)	STARTI NG to 3/18	1
136.	XEN PHED City Dn. II Jyoti Nagar (Jaipur)	PHED	0	12 (ix)	4/15 to 3/18	2

S. No.	Name of division	Deptt.	Amount (in Lakh)	Para no. of Part-II-B	Period of I.R.	Categor y of defects
1	2	3		5	6	7
137.	XEN PHED City Dn. Jhunjhunu	PHED	0	14 (ix)	4/16 to 3/18	2
138.	XEN PHED Dn. Neem Ka Thana (Sikar)	PHED	0	12(ix)	4/16 to 3/18	2
139.	XEN PHED DRILLING Dn. Jaipur	PHED	0	9(viii)	4/15 to 3/18	2
140.	XEN PHED Dn. Sikar	PHED	0	11(ix)	4/16 to 3/18	2
141.	XEN PHED PRO.Dn. Dudu	PHED	0	7(vi)	4/16 to 3/18	1
142.	XEN PHED DRILLING Dn. ALWAR	PHED	0	6(ix)	4/14 to 3/18	2
143.	XEN PHED DRILLING Dn. Pali	PHED	0	6(vi)	4/15 to 3/18	1
144.	XEN PHED &HP Dn. Udaipur	PHED	0	9(vi)	4/15 to 3/18	1
145.	XEN PHED PRO. Dn. I Pratap Nagar (Jaipur)	PHED	0	3(vi)	4/14 to 3/18	2
146.	XEN PHED Dn. Khetri	PHED	0	10 (ix)	4/16 to 3/18	2
147.	XEN PHED DRILLING Dn. Jodhpur	PHED	0	9(v)	4/14 to 3/18	2

ABSTRACT

Name of Deptt.	No. of Units	Amount (in lakhs)
PWD	67	-
WRD	30	-
IGNP	04	-
CAD	04	-
PHED	42	-
Total	147	-

Annexure-A-2

Sales tax/Income tax/Royalty/Security deposit/Insurance/Custom duty/Patrakar kalian kosh/Excise duty/Environment Management Fund

Sr. No.	Name of division	Deptt.	Outstanding balance (in Lakh)	Para no. of Part-II-B	Period of I.R.
1	2	3	4	5	6
1.	XEN PWD Dn. Malpura,tonk	PWD	3.94	2(4),3(3),5	2017-18
2.	XEN PWD Dn. Kuchaman City (Nagaur)	PWD	17.99	4(1)	2017-18
3.	XEN PWD Dn. Parbatsar (Nagaur)	PWD	1.67	1(5),2(5)	2017-18
4.	SE PWD District circle Nagaur	PWD	0.06	6	2017-18
5.	XEN PWD Dn. Chomella	PWD	2.86	4	2017-18
6.	XEN PWD Dn. II Aklera (Jhalawar)	PWD	14.27	4(2)	2017-18
7.	XEN PWD Dn. I-Sawaimadhopur	PWD	36.55	1(2),(12)	2017-18
8.	XEN PWDDn. Sapotara	PWD	35.54	2(8),3(4),5(7)	2017-18
9.	XEN PWDDn. Hindaun City	PWD	0.20	1(4), 2(2)	2017-18
10.	XEN PWD Dn. I Bharatpur	PWD	1.64	1(2)	2017-18
11.	XEN PWD Dn. Beawar (Ajmer)	PWD	8.14	4,7	2017-18
12.	XEN PWD Dn. Ajmer	PWD	0.90	5	2017-18
13.	XEN PWD NH Dn. Barmer	PWD	2.61	3(3,4), 4(2,3),5(2), 6	2017-18
14.	XEN PWD Dn. Shahpura Jaipur	PWD	2.28	2(3),4(6b),5	2017-18
15.	XEN PWD NH Dn. I Jaipur	PWD	0.37	4,5	2017-18
16.	XEN PWD Sikandara (Dausa)	PWD	33.3	4(1,2),6	2017-18
17.	XEN PWD Dn. II Alwar	PWD	6.87	3	2017-18
18.	XEN PWD Dn. Fulera	PWD	6.39	1(2),2(3)	2017-18
19.	XEN PWD Dn. Dausa	PWD	17.53	6(3)	2017-18
20.	XEN PWD Dn. Itawa (Kota)	PWD	1.85	7	2017-18
21.	XEN PWD City Dn. Kota	PWD	5.6	3(3),4(3)	2017-18
22.	XEN PWD Dn. Ratangarh (Churu)	PWD	21.12	1(7),3(7),4(4)	2017-18
23.	XEN PWD Dn. Nohar	PWD	1.65	2(6)	2017-18
24.	XEN PWD Dn. Khanpur (Jhalawar)	PWD	10.86	1(5)(7),4(5),7(4), (5)	2017-18
25.	XEN PWD Dn. III Pratapgarh	PWD	4.12	2(2),(3)	2017-18
26.	XEN PWD Dn. Dhariyawad	PWD	0.10	1(3),	2017-18
27.	XEN PWD Dn. Ballabhnagar	PWD	2.57	2(6),3	2017-18
28.	XEN PWD Dn. Khairwara	PWD	0.17	5	2017-18
29.	XEN PWD Dn. Bari	PWD	3.81	2(3),6a	2017-18
30.	XEN PWD Dn. I Banswara	PWD	4.79	1(2),4	2017-18
31.	XEN PWD Dn. Chittorgarh	PWD	0.15	2(3)	2017-18
32.	XEN PWD Dn. Bhinmal	PWD	10.49	3(2)	2017-18
33.	XEN PWD Dn. II Sawaimadhopur	PWD	0.17	3(2),4(3)	2017-18
34.	XEN PWD Dn. Sirohi	PWD	0.11	1(6)	2017-18
35.	XEN PWD Dn. Baran	PWD	1.55	2(1)(2)	2017-18
36.	XEN PWD Dn. Ramganjmandi	PWD	5.17	2(6)	2017-18
37.	XEN PWD Dn. Suratgarh	PWD	19.19	2(4),3(3,4)	2017-18

Sr. No.	Name of division	Deptt.	Outstanding balance (in Lakh)	Para no. of Part-II-B	Period of I.R.
1	2	3	4	5	6
38.	XEN PWD Dn. Tonk	PWD	-	6(2)	2017-18
39.	XEN PWD City Dn. II Jaipur	PWD	0.17	7	2017-18
40.	XEN PWD Dn. Khetri	PWD	-	2(1)	2017-18
41.	XEN PWD Dn. Sikar	PWD	7.67	1(4),2(3),3(5,7),6,7	2017-18
42.	XEN PWD Dn. Jhujhunu	PWD	75.55	2(4,5,6), 4(2), 5(2,3,5)	2017-18
43.	XEN PWD Dn. Dungarpur	PWD	105.57	1(7),4b(6),5(6), 8(5)	2017-18
44.	XEN PWD City Dn. I jaipur	PWD	50.63	1(7),7	2017-18
45.	XEN PWD Dn. Fatehpur	PWD	0.78	3(2),5	2017-18
46.	XEN PWD Dn. III Jaipur	PWD	-	1(1),2(4)	2017-18
47.	XEN PWD NH-Dn,Pali	PWD	2.4	2(5)	2017-18
48.	XEN WRD Anoopgarh Branch Dn. I Shri Vijaynagar	WRD	70.72	1(2,8)	2017-18
49.	XEN WRD Gangnagar regulation, Dn. Sriganganagar	WRD	0.21	1(1)	2017-18
50.	XEN WRD Dn. Mahi project-I Banswara	WRD	0.36	1(3),5	2017-18
51.	XEN DAM Dn. I Mahi Proj. Banswara	WRD	0.05	1(3)	2017-18
52.	XEN WRD Jakham Dam Dhariyabad	WRD	2.45	2(3)	2017-18
53.	XEN WRD Dn. Rajsamand	WRD	5.47	1(7)	2017-18
54.	XEN WRD Dn. Udaipur	WRD	0.34	3(2)	2017-18
55.	XEN WRD Dn. IV NCP Sanchore	WRD	0.15	3(2)	2017-18
56.	XEN WRD Dn. III Baran	WRD	1.98	1(3)	2017-18
			5.32	2	2017-18
57.	XEN WRD Dn. II Chhabra	WRD	4.19	4(5)	2017-18
			1.28	5(2)	2017-18
			0.83	6(2)	2017-18
			0.15	6(3)	2017-18
			0.73	7	2017-18
58.	XEN WRD Medium irrigation project Bhawanimandi Kota	WRD	164.38	1(4)	2017-18
			26.89	2(3)	2017-18
59.	XEN WRD Dn. Aklera Jhalawar	WRD	2.79	1(4)	2017-18
			1.45	2(1)	2017-18
			0.16	3(1)	2017-18
			0.82	4	2017-18
			0.16	5	2017-18
60.	XEN WRD Dn. Banswara	WRD	0.15	1(2)	2017-18
61.	XEN WRD Dn. Chawali, Jhalawar	WRD	3.94	5	2017-18
62.	XEN WRD Dn. Jalore	WRD	32.96	2(2)	2017-18
			0.20	2(9)	2017-18
			44.46	3(2)	2017-18
			0.18	3(5)	2017-18

Sr. No.	Name of division	Deptt.	Outstanding balance (in Lakh)	Para no. of Part-II-B	Period of I.R.
1	2	3	4	5	6
63.	XEN WRD Dn. Jhalawar	WRD	7.92	2(1)	2017-18
64.	XEN WRD Dn. Kota	WRD	0.19	1(8)	2017-18
65.	XEN WRD Dn. Alwar	WRD	0.05	1(4)	2017-18
66.	XEN WRD Dn. Sawaimadhopur	WRD	0.14	7	2017-18
67.	XEN WRD Dn. II Dholpur	WRD	1.49	2(3)	2017-18
			0.52	5	2017-18
68.	XEN WRD Dn. Karoli	WRD	1.05	3(1)	2017-18
69.	XEN WRD Dn. Sikar	WRD	0.20	4	2017-18
70.	XEN WRD Dn. Tonk	WRD	1.32	4(1)	2017-18
71.	XEN PWD 20Dn, IGNP, Bikaner	IGNP	79.05	1(2),3(2),4,6(3,4)	2017-18
72.	XEN kolayat lift Dn. IGNP Bikaner	IGNP	74.34	1(2)	2017-18
73.	XEN Gang Canal, OFD Dn. III Suratgarh	CAD	1.40	2	2017-18
			0.12	3	2017-18
74.	XEN Gang Canal, OFD Dn. I Srivijaynagar Hanumangarh	CAD	0.83	4(1)	2013-18
75.	XEN Gang Canal, OFD Dn. VII GangCanal Sriganganagar	CAD	0.34	1(1)	2013-18
			1.55	5(5)	
76.	XEN LMC Dn. I CAD Kota	CAD	33.52	1(2)	2015-18
			0.90	3	
77.	XEN PHED Dn. Jhalawar	PHED	8.73	1(vi)	4/16 to 3/18
		PHED	0.73	4(ii)	4/16 to 3/18
78.	XEN PHED PRO. Div-I Jhalawar	PHED	0	1(vii)	4/16 to 3/18
79.	XEN PHED PRO. Div-II Jhalawar	PHED	0.17	1	4/15 to 3/18
80.	XEN PHED Project Div. Baran	PHED	31.08	3(ii)	4/16 to 3/18
81.	XEN PHED Dn. Baran	PHED	0.68	1(iv)	4/15 to 3/18
		PHED	547.95	2(i)	4/15 to 3/18
		PHED	29.17	2(v)	4/15 to 3/18
		PHED	71.48	3(v)	4/15 to 3/18
		PHED	0.81	4(ii)	4/15 to 3/18
		PHED	2.81	9	4/15 to 3/18
82.	XEN PHED Dn. Chhabra (Baran)	PHED	0	1(ii)	4/16 to 3/18
		PHED	0	2a(iii)	4/16 to 3/18
		PHED	0	2b(ii)	4/16 to 3/18
83.	XEN PHED Distt. Dn. Kota	PHED	5.57	3(i)	4/15 to 3/18
		PHED	0.62	7(vi)	4/15 to 3/18
84.	XEN PHED Dn. Bundi	PHED	1.31	2(ii)	4/16 to 3/18
85.	XEN PHED PRO. Dn. Bhawanimandi Jhalawar	PHED	0	2 (iii)	4/16 to 3/18
86.	XEN PHED PRO Dn. I Kota	PHED	2.74	2	4/16 to 3/18
87.	XEN PHED Dn. Lakheri	PHED	0.55	2(v)	4/14 to 3/18
88.	XEN PHED City Dn. II Kota	PHED	0	1 (iv)	4/14 to 3/18
		PHED	2.11	2b (ii)	4/14 to 3/18
		PHED	0.04	2b (iii)	4/14 to 3/18

Sr. No.	Name of division	Deptt.	Outstanding balance (in Lakh)	Para no. of Part-II-B	Period of I.R.
1	2	3	4	5	6
		PHED	0.52	3 (iii)	4/14 to 3/18
		PHED	0.62	3 (iv)	4/14 to 3/18
		PHED	0	3 (v)	4/14 to 3/18
89.	XEN PHED Dn. Bhawanimandi	PHED	0.59	1a (ii)	2/14 to 3/18
		PHED	0.14	1a (iv)	2/14 to 3/18
		PHED	1.88	1b (i)	2/14 to 3/18
90.	XEN PHED PRO. Dn. Soyala (Tonk)	PHED	0.09	1(ix)	9/14 to 3/18
91.	XEN PHED City Dn. III Jaipur(South)	PHED	0	1(ii)	4/14 to 3/18
		PHED	0	1(viii)	4/14 to 3/18
		PHED	0.55	1(ix)	4/14 to 3/18
		PHED	0	3(ii)(i)	4/14 to 3/18
		PHED	0	3(ii)(ii)	4/14 to 3/18
		PHED	0	3(ii)(iii)	4/14 to 3/18
		PHED	0	3(iv)	4/14 to 3/18
92.	XEN PHED PRO. Dn. Jaitaran	PHED	0	1 (xiii)	1/08 to 3/17
		PHED	90.72	2 (iii)	1/08 to 3/17
93.	XEN PHED PRO. Dn. Pokaran (Jaisalmer)	PHED	10.86	2a (v)	10/07 to 3/17
		PHED	12.54	2c	10/07 to 3/17
94.	XEN PHED Distt. Dn. Jaisalmer	PHED	0.17	1 (iii)	4/16 to 3/17
		PHED	0	1 (v)	4/16 to 3/17
		PHED	0	2 (iii)	4/16 to 3/17
		PHED	0	3 (ii)	4/16 to 3/17
95.	XEN PHED Dn. III (South) Mlstri Khana (Jaipur)	PHED	0	3(v)	2/14 to 3/18
96.	XEN PHED PRO. Dn. BALESAR	PHED	0	1 (i)	2/14 to 3/17
		PHED	18.80	1 (ii)	2/14 to 3/17
		PHED	0	1 (v)	2/14 to 3/17
		PHED	4.56	3	2/14 to 3/17
97.	XEN PHED PRO. Dn. SAMBHAR	PHED	0	1 (v)	9/13 to 3/18
98.	XEN PHED Distt. (Rural) Dn. I Jaipur	PHED	0	1(f)	4/16 to 3/18
		PHED	2.19	2(iv)	4/16 to 3/18
		PHED	0.12	3(b)(ii)	4/16 to 3/18
		PHED	0	5(ii)	4/16 to 3/18
99.	XEN PHED PRO. Dn. I Mansarovar (Jaipur)	PHED	187.86	3(ii)	4/15 to 3/18
		PHED	0	4(i)	4/15 to 3/18
100.	XEN PHED City Dn. I (NORTH)Jaipur	PHED	0.86	2 (i)	4/15 to 3/18
		PHED	0	4 (ii)	4/15 to 3/18
101.	XEN PHED Distt. Dn. I Jhunjhunu	PHED	0	2(iii)	4/14 to 3/18
102.	XEN PHED PRO. Dn. Phagi (Jaipur)	PHED	4.52	1(a)(vi)	2/14 to 3/18
103.	XEN PHED Distt.(Rural) Dn. II Jaipur	PHED	0	1(iv)	4/16 to 3/18
104.	XEN PHED Dn. Shahpura (Jaipur)	PHED	0	1 (ii)	STARTING to 3/18

Sr. No.	Name of division	Deptt.	Outstanding balance (in Lakh)	Para no. of Part-II-B	Period of I.R.
1	2	3	4	5	6
		PHED	0.98	1 (iii)	STARTING to 3/18
		PHED	0	2 (iii)	STARTING to 3/18
105.	XEN PHED City Dn. II Jyoti Nagar (Jaipur)	PHED	0	3 (iv)	4/15 to 3/18
		PHED	19.30	8	4/15 to 3/18
106.	XEN PHED Dn. Dausa	PHED	0	2 (i)	4/16 to 3/18
		PHED	0.42	4(v)	4/16 to 3/18
107.	XEN PHED City Dn. Jhunjhunu	PHED	7.48	1 (iii)	4/16 to 3/18
		PHED	3.91	2 (v)	4/16 to 3/18
		PHED	2.82	3 (iv)	4/16 to 3/18
108.	XEN PHED Dn. Neem Ka Thana (Sikar)	PHED	0	1 (ii)	4/16 to 3/18
		PHED	0	2 (ii)	4/16 to 3/18
109.	XEN PHED Dn. Sikar	PHED	0	2(v)	4/16 to 3/18
		PHED	2.66	2(vi)	4/16 to 3/18
		PHED	0.16	9	4/16 to 3/18
110.	XEN PHED PRO.Dn. Dudu	PHED	0.44	3	4/16 to 3/18
		PHED	0.46	5(ii)	4/16 to 3/18
		PHED	0	5(iii)	4/16 to 3/18
111.	XEN PHED PRO. Dn. I Pratap Nagar (Jaipur)	PHED	0	1(iii)	4/14 to 3/18
112.	XEN PHED Dn. Khetri	PHED	0.86	2 (v)	4/16 to 3/18
		PHED	1.02	2 (xi)	4/16 to 3/18

ABSTRACT

Name of Deptt.	No. of Units	Amount (in lakhs)
PWD	47	529.35
WRD	23	385.65
IGNP	02	153.39
CAD	04	38.66
PHED	36	1084.65
Total	112	2191.70

Annexure - A-2 (i)

Labour Cess & Stamp Duty

Sr. No.	Name of Division	Deptt.	Outstanding Amount (in lakh)	Para No. of Part – II - A & B	Period of IR
1	2	3	4	5	6
1.	XEN Project Dn. I Sanchore	PHED	43.86	2(2)	4/15 to 3/16
2.	XEN PHED NAGAR Dn. I Kota	PHED	0.15	2(iii)	4/15 to 3/18
3.	XEN PHED Dn. Bundi	PHED	0.10	3(ii)	4/16 to 3/18
			0.26	7	4/16 to 3/18
4.	XEN PHED Dn. III (South) MIstri Khana (Jaipur)	PHED	0.09	5c	2/14 to 3/18
5.	XEN PHED Dn. Mahua	PHED	1.03	6 (a)	4/16 to 3/18
6.	XEN PHED Dn. Dausa	PHED	0	3 a (x)	4/16 to 3/18
			0.46	3 b(a)	4/16 to 3/18
7.	XEN PHED Dn. Neem Ka Thana (Sikar)	PHED	61.37	2 (vi)	4/16 to 3/18
8.	XEN PHED PRO. Dn. I Pratap Nagar (Jaipur)	PHED	0.10	2	4/14 to 3/18
9.	XEN PHED Dn. Khetri	PHED	0.43	9	4/16 to 3/18

ABSTRACT

Name of Deptt.	No. of Units	Amount (in lakhs)
PWD	-	-
WRD	-	-
IGNP	-	-
CAD	-	-
PHED	09	107.85
Total	09	107.85

Annexure - A-2 (ii)

Insurance, labour registration, upapayan sunishchitta

Sr. No.	Name of Division	Deptt.	Outstanding Amount (in lakh)	Para No. of Part – II - A & B	Period of IR
1	2	3	4	5	6
1.	XEN PHED Dn. Jhalawar	PHED	0	1(vi)	4/16 to 3/18
		PHED	0	3(v)	4/16 to 3/18
		PHED	0	4(iv)	4/16 to 3/18
2.	XEN PHED PRO. Div-I Jhalawar	PHED	0	1(v)	4/16 to 3/18
3.	XEN PHED NAGAR Dn. I Kota	PHED	0	2(iv)	4/15 to 3/18
4.	XEN PHED Dn. Baran	PHED	0	2(ii)	4/15 to 3/18
		PHED	6.87	11(ix)	4/15 to 3/18
5.	XEN PHED Dn. Chhabra (Baran)	PHED	0	1(iii)	4/16 to 3/18
		PHED	0	2a(iv)	4/16 to 3/18
6.	XEN PHED Distt. Dn. Kota	PHED	0	3(vi)	4/15 to 3/18
		PHED	0	7(vii)	4/15 to 3/18
7.	XEN PHED Dn. Bundi	PHED	0	1a(v)	4/16 to 3/18
		PHED	0	1a(vi)	4/16 to 3/18
		PHED	0	1b(v)	4/16 to 3/18
		PHED	0	1(vi)	4/16 to 3/18
8.	XEN PHED Dn. Lakheri	PHED	0	2(vii)	4/14 to 3/18
9.	XEN PHED City Dn. II Kota	PHED	0	2b (iv)	4/14 to 3/18
		PHED	0	3 (vii)	4/14 to 3/18
10.	XEN PHED Dn. Bhawanimandi	PHED	0	1 (xi) PART-II A	2/14 to 3/18
		PHED	0	1a (v)	2/14 to 3/18
		PHED	0	1b (iv)	2/14 to 3/18
11.	XEN PHED PRO. Dn. TONK	PHED	0	1(iii)	3/08 to 3/18
12.	XEN PHED Dn. Ramganjmandi (Kota)	PHED	0	3(vi)	4/16 to 3/18
		PHED	0	7(v)	4/16 to 3/18
13.	XEN PHED PRO. Dn. Niwai	PHED	0	2(ii)	10/07 to 3/18
		PHED	0	3(iii)	10/07 to 3/18
14.	XEN PHED PRO. Dn. Soyala (Tonk)	PHED	0	1(iii)	9/14 to 3/18
		PHED	0	1(v)	9/14 to 3/18
15.	XEN PHED PRO. Dn. Jaitaran	PHED	0	1 (iv)	1/08 to 3/17
		PHED	11.39	1 (v)	1/08 to 3/17
16.	XEN PHED PRO. Dn. Pokaran (Jaisalmer)	PHED	0	2a (vi)	10/07 to 3/17
		PHED	0	4 (iv)	10/07 to 3/17
		PHED	0	4 (iv)	10/07 to 3/17
17.	XEN PHED Distt. Dn. Jaisalmer	PHED	0	1 (vi)	4/16 to 3/17
		PHED	0	2 (iv)	4/16 to 3/17

Sr. No.	Name of Division	Deptt.	Outstanding Amount (in lakh)	Para No. of Part – II - A & B	Period of IR
1	2	3	4	5	6
18.	XEN PHED PRO. Dn. II Jaipur	PHED	0	1(i)	4/16 to 3/18
		PHED	0	1(iii)	4/16 to 3/18
19.	XEN PHED Dn. III (South) MIstri Khana (Jaipur)	PHED	0	2(viii)	2/14 to 3/18
		PHED	0	3(iv)	2/14 to 3/18
20.	XEN PHED PRO. Dn. SAMBHAR	PHED	0	1 (iv)	9/13 to 3/18
21.	XEN PHED PRO. Dn. I Mansarovar (Jaipur)	PHED	0	3(iii)	4/15 to 3/18
22.	XEN PHED City Dn. I (North)Jaipur	PHED	0	2 (iv)	4/15 to 3/18
		PHED	0	4 (iv)	4/15 to 3/18
23.	XEN PHED Distt. Dn. I Jhunjhunu	PHED	0	1(vii)	4/14 to 3/18
24.	XEN PHED PRO. Dn. Phagi (Jaipur)	PHED	0	1(a)(iii)	2/14 to 3/18
25.	XEN PHED Distt.(Rural) Dn. II Jaipur	PHED	0	4(v)	4/16 to 3/18
26.	XEN PHED Dn. Shahpura (Jaipur)	PHED	0	5 (ii)	STARTING to 3/18
27.	XEN PHED Dn. Dausa	PHED	0	1 (viii)	4/16 to 3/18
28.	XEN PHED City Dn. Jhunjhunu	PHED	0	1 (xii)	4/16 to 3/18
		PHED	0	2 (x)	4/16 to 3/18
		PHED	0	3 (ix)	4/16 to 3/18
29.	XEN PHED DRILLING Dn. Jaipur	PHED	1649.21	2	4/15 to 3/18
30.	XEN PHED PRO. Dn. I Pratap Nagar (Jaipur)	PHED	0	1(ii)	4/14 to 3/18
		PHED	0	1(iv)	4/14 to 3/18

ABSTRACT

Name of Deptt.	No. of Units	Amount (in lakhs)
PWD	-	-
WRD	-	-
IGNP	-	-
CAD	-	-
PHED	30	1667.47
Total	30	1667.47

Annexure A(2)(iii)

NON RECOVERY FROM OTHER OFFICES

Sr. No.	Name of Division	Deptt.	Outstanding Amount (in lakh)	Para No. of Part – II - A & B	Period of IR
1.	XEN PHED City Dn. II Kota	PHED	10.9	3 (i)	4/14 to 3/18
2.	XEN PHED Dn. Ramganjmandi (Kota)	PHED	0	1(v)	4/16 to 3/18
3.	XEN PHED DRILLING Dn. ALWAR	PHED	684.23	3	4/14 to 3/18
		PHED	59.55	4	4/14 to 3/18
4.	XEN PHED DRILLING Dn. Pali XEN PHED DRILLING Dn. Pali	PHED	219.00	2	4/15 to 3/18
		PHED	2.32	3	4/15 to 3/18
5.	XEN PHED &HP Dn. Udaipur	PHED	631.00	3	4/15 to 3/18
6.	XEN PHED DRILLING Dn. Jodhpur	PHED	768.89	3	4/14 to 3/18

ABSTRACT

Name of Deptt.	No. of Units	Amount (in lakhs)
PWD	-	-
WRD	-	-
IGNP	-	-
CAD	-	-
PHED	06	2375.89
Total	06	2375.89

Annexure-B

Statement showing names of divisions where defects were seen in maintenance of MAS Accounts

Category of defects:

1. MAS Accounts were not maintained.
2. MAS Accounts were maintained for few work only
3. Annual physical verification of MAS Accounts was not maintained.
4. Balances were not tallied with book balances.

Sr. No.	Name of division	Deptt.	Para no. of Part-II-B	Period of I.R.	Category of defects
1	2	3	4	5	6
1.	XEN PWD Dn. Malpura,tonk	PWD	7(3)	2017-18	2
2.	XEN PWD Dn. Kuchaman City (Nagaur)	PWD	8(3)	2017-18	1
3.	XEN PWD Dn. Kekdi (Ajmer)	PWD	6(2)	2017-18	1
4.	XEN PWD Dn. Deedwana (Nagaur)	PWD	6(3)	2017-18	1
5.	XEN PWD Dn. Degana (Nagaur)	PWD	8(3)	2017-18	1
6.	XEN PWD Dn. Parbatsar (Nagaur)	PWD	5(3)	2017-18	1
7.	XEN PWD Dn. Nagaur	PWD	5(3)	2017-18	1
8.	XEN PWD Dn. Merta City (Nagaur)	PWD	5(3)	2017-18	1
9.	XEN PWD Dn. mandalgarh	PWD	6(3)	2017-18	1
10.	XEN PWD Dn. Chomella	PWD	8(3)	2017-18	1
11.	XEN PWD Dn. II Aklera (Jhalawar)	PWD	10(3)	2017-18	1
12.	XEN PWD Dn. I-Sawaimadhopur	PWD	9(3)	2017-18	1
13.	XEN PWDDn. Sapotara	PWD	8(3)	2017-18	1
14.	XEN PWDDn. Hindaun City	PWD	8(2)	2017-18	1
15.	XEN PWD Dn. I Bharatpur	PWD	7(3)	2017-18	1
16.	XEN PWD Dn. Bayana	PWD	8(4)	2017-18	1
17.	XEN PWD Dn. Beawar (Ajmer)	PWD	7(3)	2017-18	1
18.	XEN PWD Dn. I Bhilwara	PWD	6(13)	2017-18	1
19.	XEN PWD Dn. Ajmer	PWD	9(9)	2017-18	1
20.	XEN PWD Dn. I Barmer	PWD	6(3)	2017-18	1
21.	XEN PWD NH Dn. Barmer	PWD	6(3)	2017-18	1
22.	XEN PWD Dn. I Alwar	PWD	8(3)	2017-18	1
23.	XEN PWD Mechanical Dn. Jaipur	PWD	3(3)	2017-18	1
24.	XEN PWD Dn. Shahpura Jaipur	PWD	7(3)	2017-18	1
25.	XEN PWD NH Dn. I Jaipur	PWD	10(2i)	2017-18	1
26.	XEN PWD Sikandara (Dausa)	PWD	7(3)	2017-18	1
27.	XEN PWD Dn. II Alwar	PWD	4(3)	2017-18	1
28.	XEN PWD Dn. Fulera	PWD	7(3)	2017-18	1
29.	XEN PWD Dn. Balotra Barmer	PWD	6(3)	2017-18	1
30.	XEN PWD Dn. Dausa	PWD	8(3)	2017-18	1
31.	XEN PWD City Dn. Bikaner	PWD	7(3)	2017-18	1
32.	XEN PWD NH Dn. Kota	PWD	7(3)	2017-18	1
33.	XEN PWD Dn. Sangod (Kota)	PWD	9(3)	2017-18	1
34.	XEN PWD Dn. Itawa (Kota)	PWD	9(3)	2017-18	1
35.	XEN PWD Dn. Anoopgarh	PWD	8(3)	2017-18	1
36.	XEN PWD City Dn. Kota	PWD	7(3)	2017-18	1
37.	XEN PWD Dn. Ratangarh (Churu)	PWD	6(3)	2017-18	1

Sr. No.	Name of division	Deptt.	Para no. of Part-II-B	Period of I.R.	Category of defects
1	2	3	4	5	6
38.	XEN PWD Dn. Nohar	PWD	9(3)	2017-18	1
39.	XEN PWD Dn. Chhabra (Baran)	PWD	8(3)	2017-18	1
40.	XEN PWD Dn. Shahbad (Baran)	PWD	9(3)	2017-18	1
41.	XEN PWD Dn. Khanpur (Jhalawar)	PWD	10(3)	2017-18	1
42.	XEN PWD Dn. Garhi (Banswara)	PWD	6(3)	2017-18	1
43.	XEN PWD Dn. III Pratapgarh	PWD	10(3)	2017-18	1
44.	XEN PWD Dn. Dhariyawad	PWD	10(3)	2017-18	1
45.	XEN PWD Dn. Nimbahera	PWD	7(5)	2017-18	1
46.	XEN PWD City Dn. Udaipur	PWD	5(3)	2017-18	1
47.	XEN PWD Dn. Rajsamand	PWD	5(3)	2017-18	1
48.	XEN PWD Dn. Ballabhnagar	PWD	6(3)	2017-18	1
49.	XEN PWD Dn. Khairwara	PWD	7(3)	2017-18	1
50.	XEN PWD Dn. Begun	PWD	7(3)	2017-18	1
51.	XEN PWD Dn. Simalwara	PWD	8(3)	2017-18	1
52.	XEN PWD Dn. Bari	PWD	8(3)	2017-18	1
53.	XEN PWD Dn. Abu road	PWD	7(4)	2017-18	1
54.	XEN PWD Dn. I Banswara	PWD	8(3)	2017-18	1
55.	XEN PWD Dn. Chittorgarh	PWD	9(5)	2017-18	1
56.	XEN PWD Dn. Bhinmal	PWD	7(3)	2017-18	1
57.	XEN PWD Dn. II Sawaimadhampur	PWD	6(3)	2017-18	1
58.	XEN PWD Dn. Sirohi	PWD	6(3)	2017-18	1
59.	XEN PWD Dn. Bhawanimandi	PWD	7(3)	2017-18	1
60.	XEN PWD Dn. Baran	PWD	7(3)	2017-18	1
61.	XEN PWD Dn. Ramganjmandi	PWD	7(3)	2017-18	1
62.	XEN PWD Dn. Suratgarh	PWD	6(3)	2017-18	1
63.	XEN PWD Dn. Tonk	PWD	13(3)	2017-18	1
64.	XEN PWD City Dn. Jodhpur	PWD	5(3)	2017-18	1
65.	XEN PWD Dn. Rajgarh (Alwar)	PWD	8(3)	2017-18	-
66.	XEN PWD Dn. I Jaisalmer	PWD	7(3)	2014-18	1
67.	XEN PWD City Dn. II Jaipur	PWD	8(3)	2017-18	1
68.	XEN PWD Dn. Navalgarh	PWD	9(3)	2017-18	1
69.	XEN PWD Dn. SMS Medical college Jaipur	PWD	6(3)	2017-18	1
70.	XEN PWD Dn. Khetri	PWD	7(3)	2017-18	1
71.	XEN PWD Dn. Sikar	PWD	9(3)	2017-18	1
72.	XEN PWD Dn. Jhujhunu	PWD	6(3)	2017-18	1
73.	XEN PWD Dn. Dungarpur	PWD	12(3)	2017-18	1
74.	XEN PWD Dn. Salumber	PWD	6(3)	2017-18	1
75.	XEN PWD City Dn. I jaipur	PWD	10(3)	2017-18	1
76.	XEN PWD Construction Dn. Jaipur	PWD	4(3)	2017-18	1
77.	XEN PWD Dn. Fatehpur	PWD	8(3)	2017-18	1
78.	XEN PWD Dn. III Jaipur	PWD	8(3)	2017-18	1
79.	XEN PWD NH-Dn,Pali	PWD	7(3)	2017-18	1
80.	XEN Khamera canal Dn. Mahi Proj. Banswara	WRD	4(5)	2017-18	1
81.	XEN WRD Anoopgarh Branch Dn. I Shri Vijaynagar	WRD	7(5)	2017-18	1
82.	XEN WRD Gangnagar regulation, Dn.	WRD	4(3)	2017-18	1

Sr. No.	Name of division	Deptt.	Para no. of Part-II-B	Period of I.R.	Category of defects
1	2	3	4	5	6
	Sriganganagar				
83.	XEN WRD Dn. Suratgarh	WRD	6(3)	2017-18	1
84.	XEN WRD Dn. Mahi project-I Banswara	WRD	7(3)	2017-18	1
85.	XEN WRD Dn. Rawatsar	WRD	6(5)	2017-18	1
86.	XEN WRD Dn. I Hanumangarh	WRD	7(5)	2017-18	1
87.	XEN WRD (LMC) Dn. Ghari Partapur Banswara	WRD	4(3)	2017-18	1
88.	XEN WRD Dn. Nohar	WRD	7(3)	2017-18	1
89.	XEN WRD RWSRP Dn. Raisinghnagar	WRD	6(5)	2017-18	1
90.	XEN WRD Jakham Dam Dhariyabad	WRD	6(3)	2017-18	1
91.	XEN WRD Parwan Project Dn. I Jhalawar	WRD	5(3)	2017-18	1
92.	XEN WRD Parwan Project Dn. II Jhalawar	WRD	4(3)	2017-18	1
93.	XEN WRD Dn. Rajsamand	WRD	7(3)	2017-18	1
94.	XEN WRD Dn. Udaipur	WRD	-	2017-18	-
95.	XEN WRD Dn. IV NCP Sanchore	WRD	7(3)	2017-18	1
96.	XEN WRD Dn. III Baran	WRD	6(2)	2017-18	1
97.	XEN WRD Dn. I Baran	WRD	8(3)	2017-18	1
98.	XEN WRD Dn. II Chhabra	WRD	11(3)	2017-18	1
99.	XEN WRD Dn. Pratapgarh	WRD	5(3)	2017-18	1
100.	XEN WRD Medium irrigation project Bhawanimandi Kota	WRD	7(3)	2017-18	1
101.	XEN WRD Dn. Aklera Jhalawar	WRD	9(3)	2017-18	1
102.	XEN WRD Jawai Canal Dn. Sumerpur	WRD	7(3)	2017-18	1
103.	XEN WRD Dn. Banswara	WRD	7(5)	2017-18	1
104.	XEN WRD Dn. Chawali, Jhalawar	WRD	8(3)	2017-18	1
105.	XEN WRD Dn. Jalore	WRD	8(3)	2017-18	1
106.	XEN WRD Dn. Dungarpur	WRD	7(3)	2017-18	1
107.	XEN WRD Dn. Jhalawar	WRD	7(3)	2017-18	1
108.	XEN WRD Dn. Kota	WRD	11(3)	2017-18	1
109.	XEN WRD Dn. Alwar	WRD	5(5)	2017-18	1
110.	XEN WRD Dn. Sawaimadhopur	WRD	10(3)	2017-18	1
111.	XEN WRD Dn. II Dholpur	WRD	7(3)	2017-18	1
112.	XEN WRD Dn. Karoli	WRD	6(5)	2017-18	1
113.	XEN WRD Dn. I Dholpur	WRD	8(3)	2017-18	1
114.	XEN WRD Dn. Sikar	WRD	9(14)	2017-18	1
115.	XEN WRD Dn. Tonk	WRD	6(3)	2017-18	1
116.	XEN WRD Regulation Dn. I Hanumangarh	WRD	7(3)	2017-18	1
117.	XEN WRD Dn. II Hanumangarh	WRD	9(3)	2017-18	1
118.	XEN WRD Dn. Bhikabhai, Sagwara	WRD	5(3)	2017-18	1
119.	XEN 20Dn, IGNP, Bikaner	IGNP	10(5)	2017-18	1
120.	XEN TMC, IGNP Dn. Mohangarh (Jaisalmer)	IGNP	7(3)	2017-18	1
121.	XEN kolayat lift Dn. IGNP Bikaner	IGNP	4(5)	2017-18	1
122.	XEN 10 th Dn. IGNP Taranagar (Churu)	IGNP	7(5)	2017-18	1
123.	XEN Gang Canal, OFD Dn. III Suratgarh	CAD	4(5)	2014-18	1
124.	XEN Gang Canal, OFD Dn. I Srivijaynagar Hanumangarh	CAD	5(5)	2013-18	1
125.	XEN Gang Canal, OFD Dn. VII GangCanal Sriganganagar	CAD	6(5)	2013-18	1

Sr. No.	Name of division	Deptt.	Para no. of Part-II-B	Period of I.R.	Category of defects
1	2	3	4	5	6
126.	XEN LMC Dn. I CAD Kota	CAD	7(5)	2015-18	1
127.	XEN PHED Dn. Jhalawar	PHED	10(iii)	4/16 to 3/18	1
		PHED	10(iv)	4/16 to 3/18	1
128.	XEN PHED PRO. Div-I Jhalawar	PHED	3(iii)	4/16 to 3/18	1
129.	XEN PHED PRO. Div-II Jhalawar	PHED	2(iii)	4/15 to 3/18	1
130.	XEN PHED Project Div. Baran	PHED	6(iii)	4/16 to 3/18	1
131.	XEN PHED NAGAR Dn. I Kota	PHED	6(iii)	4/15 to 3/18	1
132.	XEN PHED Dn. Baran	PHED	11(iii)	4/15 to 3/18	1
133.	XEN PHED Dn. Chhabra (Baran)	PHED	7(iii)	4/16 to 3/18	1
134.	XEN PHED Distt. Dn. Kota	PHED	9(iii)	4/15 to 3/18	1
135.	XEN PHED PRO. Dn. Bhawanimandi Jhalawar	PHED	4 (iii)	4/16 to 3/18	1
136.	XEN PHED Dn. Bundi	PHED	9 (iii)	4/16 to 3/18	1
137.	XEN PHED PRO Dn. Bundi	PHED	5 (iii)	4/16 to 3/18	1
138.	XEN PHED PRO Dn. I Kota	PHED	3 (iii)	4/16 to 3/18	1
139.	XEN PHED Dn. Lakheri	PHED	11(iii)	4/14 to 3/18	1
140.	XEN PHED City Dn. II Kota	PHED	7(iii)	4/14 to 3/18	1
141.	XEN PHED Dn. Bhawanimandi	PHED	7(iii)	2/14 to 3/18	1
142.	XEN PHED PRO. Dn. TONK	PHED	5(iii)	3/08 to 3/18	1
		PHED	5(ix)	3/08 to 3/18	4
143.	XEN PHED Dn. Ramganjmandi (Kota)	PHED	11(iii)	4/16 to 3/18	1
144.	XEN PHED PRO. Dn. Niwai	PHED	11(iii)	10/07 to 3/18	1
145.	XEN PHED PRO. Dn. Soyala (Tonk)	PHED	4(iii)	9/14 to 3/18	1
146.	XEN PHED City Dn. III Jaipur(South)	PHED	9(v)	4/14 to 3/18	1
147.	XEN PHED PRO. Dn. Jaitaran	PHED	5(1)(vii)	1/08 to 3/17	1
148.	XEN PHED PRO. Dn. Pokaran (Jaisalmer)	PHED	6 (iii)	10/07 to 3/17	1
149.	XEN PHED Distt. Dn. Jaisalmer	PHED	10(vii)	4/16 to 3/17	1
150.	XEN PHED PRO. Dn. II Jaipur	PHED	3(iii)	4/16 to 3/18	1
151.	XEN PHED Dn. III (South) MIstri Khana (Jaipur)	PHED	8(iii)	2/14 to 3/18	1
152.	XEN PHED PRO. Dn. BALESAR	PHED	4 (iii)	2/14 to 3/17	1
153.	XEN PHED Dn. Bassi (Jaipur)	PHED	2 (iii)	7/14 to 3/18	1
154.	XEN PHED PRO. Dn. SAMBHAR	PHED	2 (iii)	9/13 to 3/18	1
155.	XEN PHED Distt. (Rural) Dn. I Jaipur	PHED	8(iii)	4/16 to 3/18	1
156.	XEN PHED PRO. Dn. I Mansarovar (Jaipur)	PHED	5(iii)	4/15 to 3/18	1
157.	XEN PHED City Dn. I (North)Jaipur	PHED	8 (iii)	4/15 to 3/18	1
158.	XEN PHED Distt. Dn. I Jhunjhunu	PHED	7(iii)	4/14 to 3/18	1
159.	XEN PHED PRO. Dn. Phagi (Jaipur)	PHED	7(iii)	2/14 to 3/18	1
160.	XEN PHED Distt.(Rural) Dn. II Jaipur	PHED	11 (iii)	4/16 to 3/18	1
161.	XEN PHED Dn. Shahpura (Jaipur)	PHED	9(a) (iii)	STARTING to 3/18	1
162.	XEN PHED Dn. Mahua	PHED	12 (iii)	4/16 to 3/18	1
163.	XEN PHED City Dn. II Jyoti Nagar (Jaipur)	PHED	12 (iii)	4/15 to 3/18	1
164.	XEN PHED Dn. Dausa	PHED	12(iii)	4/16 to 3/18	1
165.	XEN PHED City Dn. Jhunjhunu	PHED	14 (iii)	4/16 to 3/18	1
166.	XEN PHED Dn. Neem Ka Thana (Sikar)	PHED	12(iii)	4/16 to 3/18	1
167.	XEN PHED DRILLING Dn. Jaipur	PHED	9(iii)	4/15 to 3/18	1

Sr. No.	Name of division	Deptt.	Para no. of Part-II-B	Period of I.R.	Category of defects
1	2	3	4	5	6
168.	XEN PHED Dn. Sikar	PHED	11(iii)	4/16 to 3/18	1
169.	XEN PHED PRO.Dn. Dudu	PHED	7(iii)	4/16 to 3/18	1
170.	XEN PHED DRILLING Dn. ALWAR	PHED	6(iii)	4/14 to 3/18	1
171.	XEN PHED DRILLING Dn. Pali	PHED	6(iii)	4/15 to 3/18	1
172.	XEN PHED &HP Dn. Udaipur	PHED	9(iii)	4/15 to 3/18	1
173.	XEN PHED PRO. Dn. I Pratap Nagar (Jaipur)	PHED	3(iii)	4/14 to 3/18	1
174.	XEN PHED Dn. Khetri	PHED	10 (iii)	4/16 to 3/18	1
175.	XEN PHED DRILLING Dn. Jodhpur	PHED	9(iii)	4/14 to 3/18	1

ABSTRACT

Name of Deptt.	No. of Units	Amount (in lakhs)
PWD	79	-
WRD	39	-
IGNP	04	-
CAD	04	-
PHED	49	-
Total	175	-

Annexure-C

Statement showing names of divisions whose register of works and works abstract were not maintained

Category of defects:

1. Works register were not maintained.
2. Works Abstracts were not maintained.

Sr. No.	Name of division	Deptt.	Para no. of Part-II-B	Period of I.R.	Category of defects
1	2	3	4	5	6
1.	XEN PWD Dn. Malpura,tonk	PWD	7(4,)	2017-18	1,2
2.	XEN PWD Dn. Kuchaman City (Nagaur)	PWD	8(4)(5)	2017-18	1,2
3.	XEN PWD Dn. Kekdi (Ajmer)	PWD	6(4),(5)	2017-18	1,2
4.	XEN PWD Dn. Deedwana (Nagaur)	PWD	6(4),(5)	2017-18	1,2
5.	XEN PWD Dn. Degana (Nagaur)	PWD	8(4),(5)	2017-18	1
6.	XEN PWD Dn. Parbatsar (Nagaur)	PWD	5(4,5)	2017-18	1
7.	XEN PWD Dn. Hanumangarh	PWD	10(4)(5)	2017-18	1,2
8.	XEN PWD Dn. Merta City (Nagaur)	PWD	5(4)(5)	2017-18	1,2
9.	XEN PWD Dn. Mandalgarh (Bhilwara)	PWD	5(5),(6)	2017-18	1,2
10.	XEN PWD Dn. Chomella	PWD	8(5)(6)	2017-18	1,2
11.	XEN PWD Dn. Aklera (Jhalawar)	PWD	10(4)(5)	2017-18	1,2
12.	XEN PWD Dn. I-Sawaimadhopur	PWD	9(4,5)	2017-18	1
13.	XEN PWD Dn. Sapotara	PWD	8(4)(5)	2017-18	1,2
14.	XEN PWD Dn. Hindaun City	PWD	8(3,5)	2017-18	1,2
15.	XEN PWD Dn. I Bharatpur	PWD	7(4)(5)	2017-18	2
16.	XEN PWD Dn. Bayana	PWD	8(2,3)	2017-18	2
17.	XEN PWD Dn. II Sawai madhopur	PWD	6(5)(6)	2017-18	2,1
18.	XEN PWD Dn. Beawar (Ajmer)	PWD	6(5)(6)	2017-18	1,2
19.	XEN PWD Dn. Ajmer	PWD	9(4)(5)	2017-18	2,1
20.	XEN PWD Dn. Aklera Jhalawar	PWD	7(4)(5)	2017-18	2,1
21.	XEN PWD NH Dn. Barmer	PWD	6(4)(5)	2017-18	1,2
22.	XEN PWD Dn. I Alwar	PWD	8(4)(5)	2017-18	1,2
23.	XEN PWD Mechanical Dn. Jaipur	PWD	2(5)(6)	2017-18	2,1
24.	XEN PWD Dn. Shahpura Jaipur	PWD	7(3),(4)	2017-18	1,2
25.	XEN PWD NH Dn. I Jaipur	PWD	7(4)(5)	2017-18	2,1
26.	XEN PWD Sikandara (Dausa)	PWD	10(2)(3)	2017-18	2,1
27.	XEN PWD Dn. II Alwar	PWD	4(4)(5)	2017-18	2,1
28.	XEN PWD Dn. Phulera	PWD	7(3,4)	2017-18	1,2
29.	XEN PWD Dn. Balotra	PWD	6(4)(6)	2017-18	1,2
30.	XEN PWD Dn. Dausa	PWD	8(4)(5)	2017-18	2,1
31.	XEN PWD Dn. Bikaner	PWD	7(4)(5)	2017-18	2,1

Sr. No.	Name of division	Deptt.	Para no. of Part-II-B	Period of I.R.	Category of defects
1	2	3	4	5	6
32.	XEN PWD NH Dn. Kota	PWD	7(4)(5)	2017-18	1,2
33.	XEN PWD Dn. Sangod (Kota)	PWD	9(4)(11)	2017-18	1,2
34.	XEN PWD Dn. Itawa (Kota)	PWD	9(4,5)	2017-18	2
35.	XEN PWD Dn. Anoopgarh	PWD	8(4)(5)	2017-18	1,2
36.	XEN PWD City Dn. Kota	PWD	7(4)(5)	2017-18	2,1
37.	XEN PWD Dn. Ratangarh (Churu)	PWD	6(4)(5)	2017-18	1,2
38.	XEN PWD Dn. Nohar	PWD	9(4)	2017-18	2,1
39.	XEN PWD Dn. Chhabra (Baran)	PWD	8(4)(5)	2017-18	2,1
40.	XEN PWD Dn. Shahbad (Baran)	PWD	9(4)(5)	2017-18	2,1
41.	XEN PWD Dn. Khanpur (Jhalawar)	PWD	10(4,6)	2017-18	2,1
42.	XEN PWD Dn. Garhi (Banswara)	PWD	6(4)(5)	2017-18	2
43.	XEN PWD Dn. III Pratapgarh	PWD	10(4)	2017-18	2,1
44.	XEN PWD Dn. Dhariyawad	PWD	5(5)(6)	2017-18	1,2
45.	XEN PWD Dn. Nimbahera	PWD	7(3,4)	2017-18	2,1
46.	XEN PWD City Dn. Udaipur	PWD	5(4,5)	2017-18	1,2
47.	XEN PWD Dn. Rajsamand	PWD	5(4)(5)	2017-18	2,1
48.	XEN PWD Dn. Ballabhnagar	PWD	6(4)(5)	2017-18	1,2
49.	XEN PWD Dn. Khairwara	PWD	7(4,5)	2017-18	2,1
50.	XEN PWD Dn. Begun	PWD	7(5)(6)	2017-18	2,1
51.	XEN PWD Dn. Simalwara	PWD	8(4)(5)	2017-18	2,1
52.	XEN PWD Dn. Bari	PWD	8(4)(5)	2017-18	1,2
53.	XEN PWD Dn. Abu road	PWD	7(5)(6)	2017-18	1,2
54.	XEN PWD Dn. I Banswara	PWD	8(4)(5)	2017-18	2,1
55.	XEN PWD Dn. Chittorgarh	PWD	9(3)(4)	2017-18	1,2
56.	XEN PWD Dn. Bhinmal	PWD	7(4)(5)	2017-18	1,2
57.	XEN PWD Dn. II Sawaimadhopur	PWD	6(5)(6)	2017-18	1,2
58.	XEN PWD Dn. Sirohi	PWD	6(4)(5)	2017-18	1,2
59.	XEN PWD Dn. Bhawanimandi	PWD	7(5)(6)	2017-18	2,1
60.	XEN PWD Dn. Baran	PWD	7(4)(5)	2017-18	1,2
61.	XEN PWD Dn. Ramganjmandi	PWD	7(4)(5)	2017-18	1,2
62.	XEN PWD Dn. Suratgarh	PWD	6(4)(5)	2017-18	1,2
63.	XEN PWD Dn. Tonk	PWD	13(4)(5)	2017-18	1,2
64.	XEN PWD City Dn. Jodhpur	PWD	5(4)(5)	2017-18	1,2
65.	XEN PWD Dn. Rajgarh (Alwar)	PWD	5(4)(5)	2017-18	2,1
66.	XEN PWD Dn. I Jaisalmer	PWD	7(4)(5)	2014-18	2,1
67.	XEN PWD City Dn. II Jaipur	PWD	8(4)(5)	2017-18	2,1
68.	XEN PWD Dn. Navalgarh	PWD	9(4)(5)	2017-18	2,1
69.	XEN PWD Dn. SMS Medical college Jaipur	PWD	6(4)(5)	2017-18	1,2
70.	XEN PWD Dn. Khetri	PWD	7(4)(5)	2017-18	2,1
71.	XEN PWD Dn. Sikar	PWD	9(4)(5)	2017-18	2,1
72.	XEN PWD Dn. Jhujhunu	PWD	6(4)(5)	2017-18	2,1

Sr. No.	Name of division	Deptt.	Para no. of Part-II-B	Period of I.R.	Category of defects
1	2	3	4	5	6
73.	XEN PWD Dn. Dungarpur	PWD	12(4)(5)	2017-18	2,1
74.	XEN PWD Dn. Salumber	PWD	6(4)(5)	2017-18	1,2
75.	XEN PWD City Dn. I jaipur	PWD	8(4)	2017-18	1,2
76.	XEN PWD Construction Dn. Jaipur	PWD	4(4)(5)	2017-18	1,2
77.	XEN PWD Dn. Fatehpur	PWD	8(4)(5)	2017-18	1,2
78.	XEN PWD Dn. III Jaipur	PWD	8(4)(5)	2017-18	1,2
79.	XEN PWD NH-Dn,Pali	PWD	7(4)(5)	2017-18	1,2
80.	XEN Khamera canal Dn. Mahi Proj. Banswara	WRD	4(3)(4)	2017-18	1
81.	XEN WRD Anoopgarh Branch Dn. I Shri Vijaynagar	WRD	7(3)(4)	2017-18	1
82.	XEN WRD Gangnagar regulation, Dn. Sriganganagar	WRD	4(4)(5)	2017-18	1
83.	XEN WRD Dn. Suratgarh	WRD	6(4)	2017-18	1
84.	XEN WRD Dn. Mahi project-I Banswara	WRD	7(5), (6)	2017-18	1
85.	XEN WRD Dn. Rawatsar	WRD	6(3)(4)	2017-18	1
86.	XEN WRD Dn. I Hanumangarh	WRD	7(3),(4)	2017-18	1
87.	XEN WRD (LMC) Dn. Ghari Partapur Banswara	WRD	4(4)	2017-18	1
88.	XEN WRD Dn. Nohar	WRD	7(3)(4)	2017-18	1
89.	XEN WRD RWSRP Dn. Raisinghnagar	WRD	6(2)(3)	2017-18	1
90.	XEN WRD Jakham Dam Dhariyabad	WRD	6(4,5)	2017-18	1
91.	XEN WRD Parwan Project Dn. I Jhalawar	WRD	5(5)(6)	2017-18	1
92.	XEN WRD Parwan Project Dn. II Jhalawar	WRD	4(5)(6)	2017-18	1
93.	XEN WRD Dn. Rajsamand	WRD	7(4)(5)	2017-18	1
94.	XEN WRD Dn. Udaipur	WRD	7(2)(3)	2017-18	1
95.	XEN WRD Dn. IV NCP Sanchore	WRD	7(4), (5)	2017-18	1
96.	XEN WRD Dn. III Baran	WRD	6(3)(4)	2017-18	1
97.	XEN WRD Dn. I Baran	WRD	8(4)(5)	2017-18	1
98.	XEN WRD Dn. II Chhabra	WRD	11(4)(5)	2017-18	1
99.	XEN WRD Dn. Pratapgarh	WRD	5(4)(5)	2017-18	1
100.	XEN WRD Medium irrigation project Bhawanimandi Kota	WRD	7(4)(5)	2017-18	1
101.	XEN WRD Dn. Aklera Jhalawar	WRD	9(5)(6)	2017-18	1
102.	XEN WRD Jawai Canal Dn. Sumerpur	WRD	7(4), (5)	2017-18	1
103.	XEN WRD Dn. Banswara	WRD	7(4)(5)	2017-18	1
104.	XEN WRD Dn. Chawali, Jhalawar	WRD	8(4)	2017-18	1
105.	XEN WRD Dn. Jalore	WRD	8(4), (5)	2017-18	1
106.	XEN WRD Dn. Dungarpur	WRD	7(4), (5)	2017-18	1
107.	XEN WRD Dn. Jhalawar	WRD	7(5)(6)	2017-18	1

Sr. No.	Name of division	Deptt.	Para no. of Part-II-B	Period of I.R.	Category of defects
1	2	3	4	5	6
108.	XEN WRD Dn. Kota	WRD	11(3)(11)	2017-18	1
109.	XEN WRD Dn. Alwar	WRD	5(3)(4)	2017-18	1
110.	XEN WRD Dn. Sawaimadhopur	WRD	10(4)(9)	2017-18	1
111.	XEN WRD Dn. II Dholpur	WRD	7(4)	2017-18	1
112.	XEN WRD Dn. Karoli	WRD	6(4)	2017-18	1
113.	XEN WRD Dn. I Dholpur	WRD	8(4)(11)	2017-18	1
114.	XEN WRD Dn. Sikar		9(3)(4)	2017-18	
115.	XEN WRD Dn. Tonk		6(4)(5)	2017-18	
116.	XEN WRD Regulation Dn. I Hanumangarh	WRD	7(4)(5)	2017-18	1
117.	XEN WRD Dn. II Hanumangarh	WRD	9(4)(5)	2017-18	1
118.	XEN WRD Dn. Bhikabhai, Sagwara	WRD	5(4)	2017-18	1
119.	XEN PWD 20Dn, IGNP, Bikaner	IGNP	10(3)(4)	2017-18	1,2
120.	XEN TMC, IGNP Dn. Mohangarh (Jaisalmer)	IGNP	7(4)(5)	2017-18	1,2
121.	XEN kolayat lift Dn. IGNP Bikaner	IGNP	4(3)(4)	2017-18	1,2
122.	XEN 10 th Dn. IGNP Taranagar (Churu)	IGNP	7(3)(4)	2017-18	1,2
123.	XEN Gang Canal, OFD Dn. III Suratgarh	CAD	4(4), (5)	2014-18	1
124.	XEN Gang Canal, OFD Dn. I Srivijaynagar Hanumangarh	CAD	5(3)(4)	2013-18	1
125.	XEN Gang Canal, OFD Dn. VII GangCanal Sriganganagar	CAD	6(3)(4)	2013-18	1
126.	XEN LMC Dn. I CAD Kota	CAD	7(3)(4)	2015-18	1
127.	XEN PHED Dn. Jhalawar	PHED	10(v)	4/16 to 3/18	1
128.	XEN PHED PRO. Div-I Jhalawar	PHED	3(iv)	4/16 to 3/18	2
		PHED	3(v)	4/16 to 3/18	1
129.	XEN PHED PRO. Div-II Jhalawar	PHED	2(iv)	4/15 to 3/18	2
		PHED	2(v)	4/15 to 3/18	1
130.	XEN PHED Project Div. Baran	PHED	6(iv)	4/16 to 3/18	2
131.	XEN PHED NAGAR Dn. I Kota	PHED	6(iv)	4/15 to 3/18	2
		PHED	6(v)	4/15 to 3/18	1
132.	XEN PHED Dn. Baran	PHED	11(iv)	4/15 to 3/18	2
		PHED	11(v)	4/15 to 3/18	1
133.	XEN PHED Dn. Chhabra (Baran)	PHED	7(iv)	4/16 to 3/18	2
		PHED	7(v)	4/16 to 3/18	1
134.	XEN PHED Distt. Dn. Kota	PHED	9(iv)	4/15 to 3/18	2
		PHED	9(v)	4/15 to 3/18	1
135.	XEN PHED PRO. Dn. Bhawanimandi Jhalawar	PHED	4 (iv)	4/16 to 3/18	2
		PHED	4 (v)	4/16 to 3/18	1
136.	XEN PHED Dn. Bundi	PHED	9 (iv)	4/16 to 3/18	2
		PHED	9 (v)	4/16 to 3/18	1
137.	XEN PHED PRO Dn. Bundi	PHED	5 (iv)	4/16 to 3/18	2
		PHED	5 (v)	4/16 to 3/18	1
138.	XEN PHED PRO Dn. I Kota	PHED	3 (iv)	4/16 to 3/18	2
		PHED	3 (v)	4/16 to 3/18	1

Sr. No.	Name of division	Deptt.	Para no. of Part-II-B	Period of I.R.	Category of defects
1	2	3	4	5	6
139.	XEN PHED Dn. Lakheri	PHED	11(iv)	4/14 to 3/18	2
		PHED	11(v)	4/14 to 3/18	1
140.	XEN PHED City Dn. II Kota	PHED	7(iv)	4/14 to 3/18	2
		PHED	7(v)	4/14 to 3/18	1
141.	XEN PHED Dn. Bhawanimandi	PHED	7(iv)	2/14 to 3/18	2
		PHED	7(v)	2/14 to 3/18	1
142.	XEN PHED PRO. Dn. TONK	PHED	5(iv)	3/08 to 3/18	2
		PHED	5(v)	3/08 to 3/18	1
143.	XEN PHED Dn. Ramganjmandi (Kota)	PHED	11(iv)	4/16 to 3/18	2
		PHED	11(v)	4/16 to 3/18	1
144.	XEN PHED PRO. Dn. Niwai	PHED	11(iv)	10/07 to 3/18	2
		PHED	11(v)	10/07 to 3/18	1
145.	XEN PHED PRO. Dn. Soyala (Tonk)	PHED	4(iv)	9/14 to 3/18	2
		PHED	4(v)	9/14 to 3/18	1
146.	XEN PHED City Dn. III Jaipur(South)	PHED	9(vi)	4/14 to 3/18	2
		PHED	9(vii)	4/14 to 3/18	1
147.	XEN PHED PRO. Dn. Jaitaran	PHED	5(1)(viii)	1/08 to 3/17	2
		PHED	5(1)(ix)	1/08 to 3/17	1
148.	XEN PHED PRO. Dn. Pokaran (Jaisalmer)	PHED	6 (iv)	10/07 to 3/17	2
		PHED	6 (v)	10/07 to 3/17	1
149.	XEN PHED Distt. Dn. Jaisalmer	PHED	10(viii)	4/16 to 3/17	2
		PHED	10(ix)	4/16 to 3/17	1
150.	XEN PHED PRO. Dn. II Jaipur	PHED	3(iv)	4/16 to 3/18	2
		PHED	3(v)	4/16 to 3/18	1
151.	XEN PHED Dn. III (South) MIstri Khana (Jaipur)	PHED	8(iv)	2/14 to 3/18	2
		PHED	8(v)	2/14 to 3/18	1
152.	XEN PHED PRO. Dn. BALESAR	PHED	4 (iv)	2/14 to 3/17	1
		PHED	4 (v)	2/14 to 3/17	2
153.	XEN PHED Dn. Bassi (Jaipur)	PHED	2 (iv)	7/14 to 3/18	2
		PHED	2 (v)	7/14 to 3/18	1
154.	XEN PHED PRO. Dn. SAMBHAR	PHED	2 (iv)	9/13 to 3/18	2
		PHED	2 (v)	9/13 to 3/18	1
155.	XEN PHED Distt. (Rural) Dn. I Jaipur	PHED	8(iv)	4/16 to 3/18	1
		PHED	8(v)	4/16 to 3/18	2
156.	XEN PHED PRO. Dn. I Mansarovar (Jaipur)	PHED	5(iv)	4/15 to 3/18	2
		PHED	5(v)	4/15 to 3/18	1
157.	XEN PHED City Dn. I (North)Jaipur	PHED	8 (iv)	4/15 to 3/18	2
		PHED	8 (v)	4/15 to 3/18	1
158.	XEN PHED Distt. Dn. I Jhunjhunu	PHED	7(iv)	4/14 to 3/18	2
		PHED	7(v)	4/14 to 3/18	1
159.	XEN PHED PRO. Dn. Phagi (Jaipur)	PHED	7(iv)	2/14 to 3/18	2
		PHED	7(v)	2/14 to 3/18	1
160.	XEN PHED Distt.(Rural) Dn. II Jaipur	PHED	11 (iv)	4/16 to 3/18	1
		PHED	11 (v)	4/16 to 3/18	2
161.	XEN PHED Dn. Shahpura (Jaipur)	PHED	9(a) (iv)	STARTING to 3/18	2

Sr. No.	Name of division	Deptt.	Para no. of Part-II-B	Period of I.R.	Category of defects
1	2	3	4	5	6
		PHED	9(a) (v)	STARTING to 3/18	1
162.	XEN PHED Dn. Mahua	PHED	12 (iv)	4/16 to 3/18	1
		PHED	12 (v)	4/16 to 3/18	2
163.	XEN PHED City Dn. II Jyoti Nagar (Jaipur)	PHED	12 (iv)	4/15 to 3/18	2
		PHED	12 (v)	4/15 to 3/18	1
164.	XEN PHED Dn. Dausa	PHED	12(iv)	4/16 to 3/18	1
		PHED	12(v)	4/16 to 3/18	2
165.	XEN PHED City Dn. Jhunjhunu	PHED	14 (iv)	4/16 to 3/18	2
		PHED	14 (v)	4/16 to 3/18	1
166.	XEN PHED Dn. Neem Ka Thana (Sikar)	PHED	12(iv)	4/16 to 3/18	2
		PHED	12(v)	4/16 to 3/18	1
167.	XEN PHED DRILLING Dn. Jaipur	PHED	9(iv)	4/15 to 3/18	1
		PHED	9(v)	4/15 to 3/18	2
168.	XEN PHED Dn. Sikar	PHED	11(iv)	4/16 to 3/18	2
		PHED	11(v)	4/16 to 3/18	1
169.	XEN PHED PRO.Dn. Dudu	PHED	7(iv)	4/16 to 3/18	2
		PHED	7(v)	4/16 to 3/18	1
170.	XEN PHED DRILLING Dn. ALWAR	PHED	6(iv)	4/14 to 3/18	2
		PHED	6(v)	4/14 to 3/18	1
171.	XEN PHED DRILLING Dn. Pali	PHED	6(iv)	4/15 to 3/18	2
		PHED	6(v)	4/15 to 3/18	1
172.	XEN PHED &HP Dn. Udaipur	PHED	9(iv)	4/15 to 3/18	2
		PHED	9(v)	4/15 to 3/18	1
173.	XEN PHED PRO. Dn. I Pratap Nagar (Jaipur)	PHED	3(iv)	4/14 to 3/18	2
		PHED	3(v)	4/14 to 3/18	1
174.	XEN PHED Dn. Khetri	PHED	10 (iv)	4/16 to 3/18	2
		PHED	10 (v)	4/16 to 3/18	1
175.	XEN PHED DRILLING Dn. Jodhpur	PHED	9(iv)	4/14 to 3/18	1
		PHED	9(vi)	4/14 to 3/18	2

ABSTRACT

Name of Deptt.	No. of Units	Amount (in lakhs)
PWD	79	-
WRD	39	-
IGNP	04	-
CAD	04	-
PHED	49	-
Total	175	-

Annexure-D

Statement showing defects in maintenance of Contract ledger/ Agreement Register

Category of defects :

1. Contractor's ledger was not maintained.
2. Contractor's ledger not maintained properly.
3. Heavy amounts not adjusted.
4. Agreement register not maintained/or not maintained property.

Sr. No.	Name of division	Deptt.	Para no. of Part-II-B	Period of I.R.	Category of defects
1	2	3	4	5	6
1.	XEN PWD Dn. Malpura, tonk	PWD	7(5)	2017-18	2
2.	XEN PWD Dn. Kuchaman City (Nagaur)	PWD	8(6)	2017-18	1
3.	XEN PWD Dn. Kekdi (Ajmer)	PWD	6(8)	2017-18	2
4.	XEN PWD Dn. Deedwana (Nagaur)	PWD	6(8)	2017-18	1
5.	XEN PWD Dn. Degana (Nagaur)	PWD	8(6)	2017-18	1
6.	XEN PWD Dn. Parbatsar (Nagaur)	PWD	5(6)	2017-18	1
7.	XEN PWD Dn. Nagaur	PWD	5(11)	2017-18	1
8.	XEN PWD Dn. Merta City (Nagaur)	PWD	5(13)	2017-18	1
9.	XEN PWD Dn. Mandalgarh (Bhilwara)	PWD	6(9)	2017-18	1
10.	XEN PWD Dn. Chomella	PWD	8(9)	2017-18	1
11.	XEN PWD Dn. Aklera (Jhalawar)	PWD	10(6)	2017-18	1
12.	XEN PWD Dn. I-Sawaimadhopur	PWD	9(7)	2017-18	1
13.	XEN PWDDn. Sapotara	PWD	8(8)	2017-18	1
14.	XEN PWDDn. Hindaun City	PWD	7(9)	2017-18	1
15.	XEN PWD Dn. Bharatpur	PWD	8(9)	2017-18	1
16.	XEN PWD Dn. Bayana	PWD	8(6)	2017-18	1
17.	XEN PWD Dn. Beawar (Ajmer)	PWD	6(10)	2017-18	1
18.	XEN PWD Dn. Sahabad Baran	PWD	7(7)	2017-18	1
19.	XEN PWD Dn. Ajmer	PWD	9(6)	2017-18	1
20.	XEN PWD Dn. I Barmer	PWD	6(8)	2017-18	1
21.	XEN PWD NH Dn. Barmer	PWD	6(8)	2017-18	1
22.	XEN PWD Dn. I Alwar	PWD	8(7)	2017-18	1
23.	XEN PWD Mechanical Dn. Jaipur	PWD	2(12)	2017-18	1
24.	XEN PWD Dn. Shahpura Jaipur	PWD	7(5)	2017-18	1
25.	XEN PWD NH Dn. I Jaipur	PWD	7(10)	2017-18	1
26.	XEN PWD Sikandara (Dausa)	PWD	10(5)	2017-18	1
27.	XEN PWD Dn. II Alwar	PWD	4(3)	2017-18	1
28.	XEN PWD Dn. Fulera	PWD	7(5)	2017-18	1
29.	XEN PWD Dn. Balotra	PWD	6(14)	2017-18	1
30.	XEN PWD Dn. Dausa	PWD	8(8)	2017-18	1
31.	XEN PWD Dn. Bikaner	PWD	7(7)	2017-18	1
32.	XEN PWD NH Dn. Kota	PWD	7(8)	2017-18	1
33.	XEN PWD Dn. Sangod (Kota)	PWD	9(5)	2017-18	1

Sr. No.	Name of division	Deptt.	Para no. of Part-II-B	Period of I.R.	Category of defects
1	2	3	4	5	6
34.	XEN PWD Dn. Itawa (Kota)	PWD	9(8)	2017-18	1
35.	XEN PWD Dn. Anoopgarh	PWD	8(13)	2017-18	1
36.	XEN PWD City Dn. Kota	PWD	7(7)	2017-18	1
37.	XEN PWD Dn. Ratangarh (Churu)	PWD	6(14)	2017-18	1
38.	XEN PWD Dn. Nohar	PWD	9(5)	2017-18	1
39.	XEN PWD Dn. Chhabra (Baran)	PWD	8(8)	2017-18	1
40.	XEN PWD Dn. Shahbad (Baran)	PWD	9(7)	2017-18	1
41.	XEN PWD Dn. Khanpur (Jhalawar)	PWD	10(15)	2017-18	1
42.	XEN PWD Dn. Garhi (Banswara)	PWD	6(9)	2017-18	1
43.	XEN PWD Dn. III Pratapgarh	PWD	10(5)	2017-18	1
44.	XEN PWD Dn. Dhariyawad	PWD	5(9)	2017-18	1
45.	XEN PWD Dn. Nimbahera	PWD	7(8)	2017-18	1
46.	XEN PWD City Dn. Udaipur	PWD	5(9)	2017-18	1
47.	XEN PWD Dn. Rajsamand	PWD	5(6)	2017-18	1
48.	XEN PWD Dn. Ballabhnagar	PWD	6(8)	2017-18	1
49.	XEN PWD Dn. Begun	PWD	7(9)	2017-18	1
50.	XEN PWD Dn. Simalwara	PWD	8(8)	2017-18	1
51.	XEN PWD Dn. Bari	PWD	8(5)	2017-18	1
52.	XEN PWD Dn. Abu road	PWD	7(9)	2017-18	1
53.	XEN PWD Dn. I Banswara	PWD	8(9)	2017-18	1
54.	XEN PWD Dn. Chittorgarh	PWD	9(13)	2017-18	1
55.	XEN PWD Dn. Bhinmal	PWD	7(6)	2017-18	1
56.	XEN PWD Dn. II Sawaimadhopur	PWD	6(8)	2017-18	1
57.	XEN PWD Dn. Sirohi	PWD	6(8)	2017-18	1
58.	XEN PWD Dn. Bhawanimandi	PWD	7(15)	2017-18	1
59.	XEN PWD Dn. Baran	PWD	7(7)	2017-18	1
60.	XEN PWD Dn. Ramganjmandi	PWD	7(8)	2017-18	1
61.	XEN PWD Dn. Suratgarh	PWD	6(6)	2017-18	1
62.	XEN PWD City Dn. Jodhpur	PWD	5(7)	2017-18	1
63.	XEN PWD Dn. Rajgarh (Alwar)	PWD	8(13)	2017-18	1
64.	XEN PWD Dn. I Jaisalmer	PWD	7(7)	2014-18	1
65.	XEN PWD City Dn. II Jaipur	PWD	8(7)	2017-18	1
66.	XEN PWD Dn. Navalgarh	PWD	9(13)	2017-18	1
67.	XEN PWD Dn. SMS Medical college Jaipur	PWD	6(5)	2017-18	1
68.	XEN PWD Dn. Khetri	PWD	7(7)	2017-18	1
69.	XEN PWD Dn. Sikar	PWD	9(13)	2017-18	1
70.	XEN PWD Dn. Jhujhunu	PWD	6(14)	2017-18	1
71.	XEN PWD Dn. Salumber	PWD	6(9)	2017-18	1
72.	XEN PWD City Dn. I jaipur	PWD	10(5)	2017-18	1
73.	XEN PWD Construction Dn. Jaipur	PWD	4(7)	2017-18	1
74.	XEN PWD Dn. Fatehpur	PWD	8(7)	2017-18	1
75.	XEN PWD Dn. III Jaipur	PWD	8(8)	2017-18	1
76.	XEN PWD NH-Dn,Pali	PWD	7(8)	2017-18	1

Sr. No.	Name of division	Deptt.	Para no. of Part-II-B	Period of I.R.	Category of defects
1	2	3	4	5	6
77.	XEN Khamera canal Dn. Mahi Proj. Banswara	WRD	4(13)	2017-18	1
78.	XEN WRD Anoopgarh Branch Dn. I Shri Vijaynagar	WRD	7(13)	2017-18	1
79.	XEN WRD Gangnagar regulation, Dn. Sriganganagar	WRD	4(12)	2017-18	1
80.	XEN WRD Dn. Suratgarh	WRD	6(6)	2017-18	1
81.	XEN WRD Dn. Mahi project-I Banswara	WRD	7(15)	2017-18	1
82.	XEN WRD Dn. Rawatsar	WRD	6(13)	2017-18	1
83.	XEN WRD Dn. I Hanumangarh	WRD	7(13)	2017-18	1
84.	XEN WRD (LMC) Dn. Ghari Partapur Banswara	WRD	4(5)	2017-18	1
85.	XEN WRD Dn. Nohar	WRD	-	2017-18	-
86.	XEN WRD RWSRP Dn. Raisinghnagar	WRD	6(13)	2017-18	1
87.	XEN WRD Jakham Dam Dhariyabad	WRD	6(6)	2017-18	1
88.	XEN WRD Parwan Project Dn. I Jhalawar	WRD	5(14)	2017-18	-
89.	XEN WRD Parwan Project Dn. II Jhalawar	WRD	4(14)	2017-18	1
90.	XEN WRD Dn. Rajsamand	WRD	7(9)	2017-18	1
91.	XEN WRD Dn. Udaipur	WRD	7(3)	2017-18	1
92.	XEN WRD Dn. IV NCP Sanchore	WRD	7(6)	2017-18	1
93.	XEN WRD Dn. III Baran	WRD	6(5)	2017-18	1
94.	XEN WRD Dn. I Baran	WRD	8(9)	2017-18	1
95.	XEN WRD Dn. II Chhabra	WRD	11(7)	2017-18	1
96.	XEN WRD Dn. Pratapgarh	WRD	5(6)	2017-18	1
97.	XEN WRD Medium irrigation project Bhawanimandi Kota	WRD	7(5)	2017-18	1
98.	XEN WRD Dn. Aklera Jhalawar	WRD	9(4)	2017-18	1
99.	XEN WRD Jawai Canal Dn. Sumerpur	WRD	7(6)	2017-18	1
100.	XEN WRD Dn. Banswara	WRD	7(13)	2017-18	1
101.	XEN WRD Dn. Chawali, Jhalawar	WRD	8(5)	2017-18	1
102.	XEN WRD Dn. Jalore	WRD	8(6)	2017-18	1
103.	XEN WRD Dn. Dungarpur	WRD	7(9)	2017-18	1
104.	XEN WRD Dn. Jhalawar	WRD	7(14)	2017-18	1
105.	XEN WRD Dn. Kota	WRD	11(4)	2017-18	1
106.	XEN WRD Dn. Alwar	WRD	5(13)	2017-18	1
107.	XEN WRD Dn. Sawaimadhopur	WRD	10(6)	2017-18	1
108.	XEN WRD Dn. II Dholpur	WRD	7(5)	2017-18	1
109.	XEN WRD Dn. Karoli	WRD	6(13)	2017-18	1
110.	XEN WRD Dn. I Dholpur	WRD	8(5)	2017-18	1
111.	XEN WRD Dn. Sikar	WRD	9(7)	2017-18	

Sr. No.	Name of division	Deptt.	Para no. of Part-II-B	Period of I.R.	Category of defects
1	2	3	4	5	6
112.	XEN WRD Dn. Tonk	WRD	6(6)	2017-18	
113.	XEN WRD Regulation Dn. I Hanumangarh	WRD	7(8)	2017-18	1
114.	XEN WRD Dn. II Hanumangarh	WRD	9(8)	2017-18	1
115.	XEN WRD Dn. Bhikabhai, Sagwara	WRD	5(6)	2017-18	1
116.	XEN 20Dn, IGNP, Bikaner	IGNP	10(13)	2017-18	1
117.	XEN kolayat lift Dn. IGNP Bikaner	IGNP	4(13)	2017-18	1
118.	XEN 10 th Dn. IGNP Taranagar (Churu)	IGNP	7(12)	2017-18	1
119.	XEN Gang Canal, OFD Dn. III Suratgarh	CAD	4(13)	2014-18	1
120.	XEN Gang Canal, OFD Dn. I Srivijaynagar Hanumangarh	CAD	5(12)	2013-18	1
121.	XEN Gang Canal, OFD Dn. VII GangCanal Sriganganagar	CAD	6(12)	2013-18	1
122.	XEN LMC Dn. I CAD Kota	CAD	7(12)	2015-18	1
123.	XEN PHED PRO. Div-I Jhalawar	PHED	3(ix)	4/16 to 3/18	4
			3(x)	4/16 to 3/18	1
124.	XEN PHED PRO. Div-II Jhalawar	PHED	2(ix)	4/15 to 3/18	4
			2(x)	4/15 to 3/18	1
125.	XEN PHED Project Div. Baran	PHED	6(ix)	4/16 to 3/18	4
			6(x)	4/16 to 3/18	1
126.	XEN PHED NAGAR Dn. I Kota	PHED	6(ix)	4/15 to 3/18	4
			6(x)	4/15 to 3/18	1
127.	XEN PHED Dn. Baran	PHED	11(vii)	4/15 to 3/18	4
128.	XEN PHED Dn. Chhabra (Baran)	PHED	7(vi)	4/16 to 3/18	1
			7(vii)	4/16 to 3/18	4
129.	XEN PHED Distt. Dn. Kota	PHED	9(ix)	4/15 to 3/18	4
			9(x)	4/15 to 3/18	1
130.	XEN PHED PRO. Dn. Bhawanimandi Jhalawar	PHED	4 (ix)	4/16 to 3/18	4
			4 (ix)	4/16 to 3/18	1
131.	XEN PHED Dn. Bundi	PHED	9 (vii)	4/16 to 3/18	4
			9 (xii)	4/16 to 3/18	1
132.	XEN PHED PRO Dn. Bundi	PHED	5 (ix)	4/16 to 3/18	4
			5 (x)	4/16 to 3/18	1
133.	XEN PHED PRO Dn. I Kota	PHED	3 (ix)	4/16 to 3/18	4
			3 (x)	4/16 to 3/18	1

Sr. No.	Name of division	Deptt.	Para no. of Part-II-B	Period of I.R.	Category of defects
1	2	3	4	5	6
134.	XEN PHED Dn. Lakheri	PHED	11(ix)	4/14 to 3/18	4
			11(x)	4/14 to 3/18	1
135.	XEN PHED City Dn. II Kota	PHED	7(ix)	4/14 to 3/18	4
			7(x)	4/14 to 3/18	1
136.	XEN PHED Dn. Bhawanimandi	PHED	7(ix)	2/14 to 3/18	4
			7(x)	2/14 to 3/18	1
137.	XEN PHED PRO. Dn. TONK	PHED	5(x)	3/08 to 3/18	1
138.	XEN PHED Dn. Ramganjmandi (Kota)	PHED	11(ix)	4/16 to 3/18	4
			11(x)	4/16 to 3/18	1
139.	XEN PHED PRO. Dn. Niwai	PHED	11(ix)	10/07 to 3/18	4
			11(x)	10/07 to 3/18	1
140.	XEN PHED PRO. Dn. Soyala (Tonk)	PHED	4(ix)	9/14 to 3/18	4
			4(x)	9/14 to 3/18	1
141.	XEN PHED City Dn. III Jaipur(South)	PHED	9(xiv)	4/14 to 3/18	1
142.	XEN PHED PRO. Dn. Jaitaran	PHED	5(1)(xi)	1/08 to 3/17	4
			5(1)(xv)	1/08 to 3/17	1
143.	XEN PHED PRO. Dn. Pokaran (Jaisalmer)	PHED	6 (vii)	10/07 to 3/17	4
			6 (xii)	10/07 to 3/17	1
144.	XEN PHED Distt. Dn. Jaisalmer	PHED	10(xi)	4/16 to 3/17	4
			10(xvi)	4/16 to 3/17	1
145.	XEN PHED PRO. Dn. II Jaipur	PHED	3(ix)	4/16 to 3/18	4
			3(x)	4/16 to 3/18	1
146.	XEN PHED Dn. III (South) MIstri Khana (Jaipur)	PHED	8(x)	2/14 to 3/18	1
147.	XEN PHED PRO. Dn. BALESAR	PHED	4 (vi)	2/14 to 3/17	4
			4 (vii)	2/14 to 3/17	1
148.	XEN PHED Dn. Bassi (Jaipur)	PHED	2 (ix)	7/14 to 3/18	4
			2 (x)	7/14 to 3/18	1
149.	XEN PHED PRO. Dn. SAMBHAR	PHED	2 (ix)	9/13 to 3/18	4
			2 (x)	9/13 to 3/18	1
150.	XEN PHED Distt. (Rural) Dn. I Jaipur	PHED	8(vi)	4/16 to 3/18	4
			8(vii)	4/16 to 3/18	1
151.	XEN PHED PRO. Dn. I Mansarovar	PHED	5(vii)	4/15 to 3/18	4

Sr. No.	Name of division	Deptt.	Para no. of Part-II-B	Period of I.R.	Category of defects
1	2	3	4	5	6
	(Jaipur)		5(xii)	4/15 to 3/18	1
152.	XEN PHED City Dn. I (North)Jaipur	PHED	8 (iv)	4/15 to 3/18	4
			8 (x)	4/15 to 3/18	1
153.	XEN PHED Distt. Dn. I Jhunjhunu	PHED	7(vii)	4/14 to 3/18	4
			7(xv)	4/14 to 3/18	1
154.	XEN PHED PRO. Dn. Phagi (Jaipur)	PHED	7(ix)	2/14 to 3/18	4
			7(x)	2/14 to 3/18	1
155.	XEN PHED Distt.(Rural) Dn. II Jaipur	PHED	11 (vii)	4/16 to 3/18	1
			11 (x)	4/16 to 3/18	4
156.	XEN PHED Dn. Shahpura (Jaipur)	PHED	9(a) (vii)	STARTING to 3/18	4
			9(a) (xii)	STARTING to 3/18	1
157.	XEN PHED Dn. Mahua	PHED	12 (viii)	4/16 to 3/18	1
			12 (ix)	4/16 to 3/18	4
158.	XEN PHED City Dn. II Jyoti Nagar (Jaipur)	PHED	12 (vii)	4/15 to 3/18	4
			12 (xii)	4/15 to 3/18	1
159.	XEN PHED Dn. Dausa	PHED	12(viii)	4/16 to 3/18	1
			12(ix)	4/16 to 3/18	4
160.	XEN PHED Dn. Neem Ka Thana (Sikar)	PHED	12(vii)	4/16 to 3/18	4
			12(xii)	4/16 to 3/18	1
161.	XEN PHED DRILLING Dn. Jaipur	PHED	9(vi)	4/15 to 3/18	4
			9(vii)	4/15 to 3/18	1
162.	XEN PHED Dn. Sikar	PHED	11(vii)	4/16 to 3/18	4
			11(xii)	4/16 to 3/18	1
163.	XEN PHED PRO.Dn. Dudu	PHED	7(ix)	4/16 to 3/18	4
			7(x)	4/16 to 3/18	1
164.	XEN PHED DRILLING Dn. ALWAR	PHED	6(vi)	4/14 to 3/18	1
			6(vii)	4/14 to 3/18	4
165.	XEN PHED DRILLING Dn. Pali	PHED	6(ix)	4/15 to 3/18	4
			6(x)	4/15 to 3/18	1
166.	XEN PHED &HP Dn. Udaipur	PHED	9(ix)	4/15 to 3/18	4
			9(x)	4/15 to 3/18	1
167.	XEN PHED PRO. Dn. I Pratap Nagar (Jaipur)	PHED	3(ix)	4/14 to 3/18	4
			3(x)	4/14 to 3/18	1

Sr. No.	Name of division	Deptt.	Para no. of Part-II-B	Period of I.R.	Category of defects
1	2	3	4	5	6
168.	XEN PHED Dn. Khetri	PHED	10 (vii)	4/16 to 3/18	4
			10 (xv)	4/16 to 3/18	1
169.	XEN PHED DRILLING Dn. Jodhpur	PHED	9(vii)	4/14 to 3/18	4
			9(ix)	4/14 to 3/18	1

ABSTRACT

Name of Deptt.	No. of Units	Amount (in lakhs)
PWD	76	-
WRD	39	-
IGNP	03	-
CAD	04	-
PHED	47	-
Total	169	-

Annexure-E

Statement showing defects in maintenance of Tools and Plant accounts.

Category of defects:

1. Tools and Plant accounts were not maintained.
2. Tools and Plant accounts not maintained properly.

Sr. No.	Name of division	Deptt.	Para no. of Part-II-B	Period of I.R.	Category of defects
1	2	3	4	5	6
1.	XEN PWD Dn. Malpura, tonk	PWD	7(2)	2017-18	1
2.	XEN PWD Dn. Kuchaman City (Nagaur)	PWD	8(1)	2017-18	1
3.	XEN PWD Dn. Kekdi (Ajmer)	PWD	6(2)	2017-18	1
4.	XEN PWD Dn. Deedwana (Nagaur)	PWD	6(2)	2017-18	1
5.	XEN PWD Dn. Degana (Nagaur)	PWD	8(2)	2017-18	1
6.	XEN PWD Dn. Parbatsar (Nagaur)	PWD	5(2)	2017-18	1
7.	XEN PWD Dn. Nagaur	PWD	5(2)	2017-18	1
8.	XEN PWD Dn. Merta City (Nagaur)	PWD	5(2)	2017-18	1
9.	XEN PWD Dn. Mandalgarh (Bhilwara)	PWD	6(2)	2017-18	1
10.	XEN PWD Dn. Chomella	PWD	8(2)	2017-18	1
11.	XEN PWD Dn. Aklera (Jhalawar)	PWD	10(2)	2017-18	1
12.	XEN PWD Dn. I-Sawaimadhopur	PWD	9(2)	2017-18	1
13.	XEN PWDDn. Sapotara	PWD	8(2)	2017-18	1
14.	XEN PWDDn. Hindaun City	PWD	8(11)	2017-18	1
15.	XEN PWD Dn. I Bharatpur	PWD	7(2)	2017-18	1
16.	XEN PWD Dn. Bayana	PWD	8(16)	2017-18	1
17.	XEN PWD Dn. Beawar (Ajmer)	PWD	6(2)	2017-18	1
18.	XEN PWD Dn. I Bhilwara	PWD	7(2)	2017-18	1
19.	XEN PWD Dn. Ajmer	PWD	9(3)	2017-18	1
20.	XEN PWD Dn. I Barmer	PWD	6(2)	2017-18	1
21.	XEN PWD NH Dn. Barmer	PWD	6(2)	2017-18	1
22.	XEN PWD Dn. I Alwar	PWD	8(2)	2017-18	1
23.	XEN PWD Mechanical Dn. Jaipur	PWD	2(2)	2017-18	1
24.	XEN PWD Dn. Shahpura Jaipur	PWD	7(2)	2017-18	1
25.	XEN PWD NH Dn. I Jaipur	PWD	7(2)	2017-18	1
26.	XEN PWD Sikandara (Dausa)	PWD	10(2)	2017-18	1
27.	XEN PWD Dn. II Alwar	PWD	4(2)	2017-18	1
28.	XEN PWD Dn. Fulera	PWD	7(2)	2017-18	1
29.	XEN PWD Dn. Balotra	PWD	6(2)	2017-18	1
30.	XEN PWD Dn. Dausa	PWD	8(2)	2017-18	1
31.	XEN PWD Dn. Bikaner	PWD	7(2)	2017-18	1
32.	XEN PWD NH Dn. Kota	PWD	7(2)	2017-18	1
33.	XEN PWD Dn. Sangod (Kota)	PWD	9(2)	2017-18	1

Sr. No.	Name of division	Deptt.	Para no. of Part-II-B	Period of I.R.	Category of defects
1	2	3	4	5	6
34.	XEN PWD Dn. Itawa (Kota)	PWD	9(2)	2017-18	1
35.	XEN PWD Dn. Anoopgarh	PWD	8(2)	2017-18	1
36.	XEN PWD City Dn. Kota	PWD	7(2)	2017-18	1
37.	XEN PWD Dn. Ratangarh (Churu)	PWD	6(2)	2017-18	1
38.	XEN PWD Dn. Nohar	PWD	9(2)	2017-18	1
39.	XEN PWD Dn. Chhabra (Baran)	PWD	9(2)	2017-18	1
40.	XEN PWD Dn. Shahbad (Baran)	PWD	9(2)	2017-18	1
41.	XEN PWD Dn. Khanpur (Jhalawar)	PWD	10(2)	2017-18	1
42.	XEN PWD Dn. Garhi (Banswara)	PWD	10(2)	2017-18	1
43.	XEN PWD Dn. III Pratapgarh	PWD	10(2)	2017-18	1
44.	XEN PWD Dn. Dhariyawad	PWD	5(2)	2017-18	1
45.	XEN PWD Dn. Nimbahera	PWD	7(2)	2017-18	1
46.	XEN PWD City Dn. Udaipur	PWD	5(2)	2017-18	1
47.	XEN PWD Dn. Rajsamand	PWD	5(2)	2017-18	1
48.	XEN PWD Dn. Ballabhnagar	PWD	6(2)	2017-18	1
49.	XEN PWD Dn. Khairwara	PWD	7(2)	2017-18	1
50.	XEN PWD Dn. Begun	PWD	7(2)	2017-18	1
51.	XEN PWD Dn. Simalwara	PWD	8(2)	2017-18	1
52.	XEN PWD Dn. Bari	PWD	8(2)	2017-18	1
53.	XEN PWD Dn. Abu road	PWD	7(2)	2017-18	1
54.	XEN PWD Dn. I Banswara	PWD	8(2)	2017-18	1
55.	XEN PWD Dn. Chittorgarh	PWD	9(2)	2017-18	1
56.	XEN PWD Dn. Bhinmal	PWD	7(2)	2017-18	1
57.	XEN PWD Dn. II Sawaimadhopur	PWD	6(2)	2017-18	1
58.	XEN PWD Dn. Sirohi	PWD	6(2)	2017-18	1
59.	XEN PWD Dn. Bhawanimandi	PWD	7(2)	2017-18	1
60.	XEN PWD Dn. Baran	PWD	7(2)	2017-18	1
61.	XEN PWD Dn. Ramganjmandi	PWD	7(2)	2017-18	1
62.	XEN PWD Dn. Suratgarh	PWD	6(2)	2017-18	1
63.	XEN PWD Dn. Tonk	PWD	13(2)	2017-18	1
64.	XEN PWD City Dn. Jodhpur	PWD	5(2)	2017-18	1
65.	XEN PWD Dn. Rajgarh (Alwar)	PWD	8(2)	2017-18	1
66.	XEN PWD Dn. I Jaisalmer	PWD	7(2)	2014-18	1
67.	XEN PWD City Dn. II Jaipur	PWD	8(2)	2017-18	1
68.	XEN PWD Dn. Navalgarh	PWD	9(2)	2017-18	1
69.	XEN PWD Dn. SMS Medical college Jaipur	PWD	6(2)	2017-18	1
70.	XEN PWD Dn. Khetri	PWD	7(2)	2017-18	1
71.	XEN PWD Dn. Sikar	PWD	9(2)	2017-18	1
72.	XEN PWD Dn. Jhujhunu	PWD	6(2)	2017-18	1
73.	XEN PWD Dn. Dungarpur	PWD	12(2)	2017-18	1
74.	XEN PWD Dn. Salumber	PWD	6(2)	2017-18	1
75.	XEN PWD City Dn. I jaipur	PWD	10(2)	2017-18	1

Sr. No.	Name of division	Deptt.	Para no. of Part-II-B	Period of I.R.	Category of defects
1	2	3	4	5	6
76.	XEN PWD Construction Dn. Jaipur	PWD	4(2)	2017-18	1
77.	XEN PWD Dn. Fatehpur	PWD	8(2)	2017-18	1
78.	XEN PWD Dn. III Jaipur	PWD	8(2)	2017-18	1
79.	XEN PWD NH-Dn,Pali	PWD	7(2)	2017-18	1
80.	XEN Khamera canal Dn. Mahi Proj. Banswara	WRD	4(2)	2017-18	1
81.	XEN WRD Anoopgarh Branch Dn. I Shri Vijaynagar	WRD	7(2)	2017-18	1
82.	XEN WRD Gangnahar regulation, Dn. Sriganganagar	WRD	4(2)	2017-18	1
83.	XEN WRD Dn. Suratgarh	WRD	6(2)	2017-18	1
84.	XEN WRD Dn. Mahi project-I Banswara	WRD	7(2)	2017-18	1
85.	XEN WRD Dn. Rawatsar	WRD	6(2)	2017-18	1
86.	XEN WRD Dn. I Hanumangarh	WRD	7(2)	2017-18	1
87.	XEN WRD (LMC) Dn. Ghari Partapur Banswara	WRD	4(2)	2017-18	1
88.	XEN WRD Dn. Nohar	WRD	7(2)	2017-18	1
89.	XEN WRD RWSRP Dn. Raisinghnagar	WRD	6(2)	2017-18	1
90.	XEN WRD Jakham Dam Dhariyabad	WRD	6(2)	2017-18	1
91.	XEN WRD Parwan Project Dn. I Jhalawar	WRD	5(2)	2017-18	1
92.	XEN WRD Parwan Project Dn. II Jhalawar	WRD	4(2)	2017-18	1
93.	XEN WRD Dn. Rajsamand	WRD	7(2)	2017-18	1
94.	XEN WRD Dn. IV NCP Sanchore	WRD	7(2)	2017-18	1
95.	XEN WRD Dn. III Baran	WRD	6(9)	2017-18	1
96.	XEN WRD Dn. I Baran	WRD	8(2)	2017-18	1
97.	XEN WRD Dn. II Chhabra	WRD	11(2)	2017-18	1
98.	XEN WRD Dn. Pratapgarh	WRD	6(2)	2017-18	1
99.	XEN WRD Medium irrigation project Bhawanimandi Kota	WRD	7(2)	2017-18	1
100.	XEN WRD Dn. Aklera Jhalawar	WRD	9(2)	2017-18	1
101.	XEN WRD Jawai Canal Dn. Sumerpur	WRD	7(2)	2017-18	1
102.	XEN WRD Dn. Banswara	WRD	7(2)	2017-18	1
103.	XEN WRD Dn. Chawali, Jhalawar	WRD	8(2)	2017-18	1
104.	XEN WRD Dn. Jalore	WRD	8(2)	2017-18	1
105.	XEN WRD Dn. Dungarpur	WRD	7(2)	2017-18	1
106.	XEN WRD Dn. Jhalawar	WRD	7(2)	2017-18	1
107.	XEN WRD Dn. Kota	WRD	11(2)	2017-18	1
108.	XEN WRD Dn. Alwar	WRD	5(2)	2017-18	1
109.	XEN WRD Dn. Sawaimadhampur	WRD	10(2)	2017-18	1
110.	XEN WRD Dn. II Dholpur	WRD	7(2)	2017-18	1

Sr. No.	Name of division	Deptt.	Para no. of Part-II-B	Period of I.R.	Category of defects
1	2	3	4	5	6
111.	XEN WRD Dn. I Dholpur	WRD	8(2)	2017-18	1
112.	XEN WRD Dn. II Chhabra Baran	WRD	7(2)	2017-18	1
113.	XEN WRD Dn. Karauli	WRD	11(2)	2017-18	1
114.	XEN WRD Dn. Dholpur	WRD	8(2)	2017-18	1
115.	XEN WRD Regulation Dn. I Hanumangarh	WRD	7(2)	2017-18	1
116.	XEN WRD Dn. II Hanumangarh	WRD	9(2)	2017-18	1
117.	XEN WRD Dn. Bhikabhai, Sagwara	WRD	5(1)	2017-18	1
118.	XEN PWD 20Dn, IGNP, Bikaner	IGNP	10(2)	2017-18	1
119.	XEN TMC, IGNP Dn. Mohangarh (Jaisalmer)	IGNP	7(2)	2017-18	1
120.	XEN kolayat lift Dn. IGNP Bikaner	IGNP	4(2)	2017-18	1
121.	XEN 10 th Dn. IGNP Taranagar (Churu)	IGNP	7(2)	2017-18	1
122.	XEN Gang Canal, OFD Dn. III Suratgarh	CAD	4(2)	2014-18	1
123.	XEN Gang Canal, OFD Dn. I Srivijaynagar Hanumangarh	CAD	5(2)	2013-18	1
124.	XEN Gang Canal, OFD Dn. VII GangCanal Sriganganagar	CAD	6(2)	2013-18	1
125.	XEN LMC Dn. I CAD Kota	CAD	7(2)	2015-18	1
126.	XEN PHED Dn. Jhalawar	PHED	10(ii)	4/16 to 3/18	1
127.	XEN PHED PRO. Div-II Jhalawar	PHED	2(ii)	4/15 to 3/18	1
128.	XEN PHED Project Div. Baran	PHED	6(ii)	4/16 to 3/18	1
129.	XEN PHED NAGAR Dn. I Kota	PHED	6(ii)	4/15 to 3/18	1
130.	XEN PHED Dn. Baran	PHED	11(ii)	4/15 to 3/18	1
131.	XEN PHED Dn. Chhabra (Baran)	PHED	7(ii)	4/16 to 3/18	1
132.	XEN PHED Distt. Dn. Kota	PHED	9(ii)	4/15 to 3/18	1
133.	XEN PHED Dn. Bundi	PHED	9 (ii)	4/16 to 3/18	1
134.	XEN PHED PRO Dn. Bundi	PHED	5 (i)	4/16 to 3/18	1
135.	XEN PHED PRO Dn. I Kota	PHED	3 (ii)	4/16 to 3/18	1
136.	XEN PHED Dn. Lakheri	PHED	11(ii)	4/14 to 3/18	1
137.	XEN PHED City Dn. II Kota	PHED	7(i)	4/14 to 3/18	1
138.	XEN PHED Dn. Bhawanimandi	PHED	7(ii)	2/14 to 3/18	2
139.	XEN PHED PRO. Dn. TONK	PHED	5(ii)	3/08 to 3/18	1
140.	XEN PHED Dn. Ramganjmandi (Kota)	PHED	11(ii)	4/16 to 3/18	1
141.	XEN PHED PRO. Dn. Niwai	PHED	11(ii)	10/07 to 3/18	1
142.	XEN PHED PRO. Dn. Soyala (Tonk)	PHED	4(ii)	9/14 to 3/18	1
143.	XEN PHED City Dn. III Jaipur(South)	PHED	9(iv)	4/14 to 3/18	1
144.	XEN PHED PRO. Dn. Jaitaran	PHED	5(1)(vi)	1/08 to 3/17	1
145.	XEN PHED PRO. Dn. Pokaran (Jaisalmer)	PHED	6 (ii)	10/07 to 3/17	1
146.	XEN PHED Distt. Dn. Jaisalmer	PHED	10(vi)	4/16 to 3/17	1
147.	XEN PHED PRO. Dn. II Jaipur	PHED	3(ii)	4/16 to 3/18	1

Sr. No.	Name of division	Deptt.	Para no. of Part-II-B	Period of I.R.	Category of defects
1	2	3	4	5	6
148.	XEN PHED Dn. III (South) MIstri Khana (Jaipur)	PHED	8(ii)	2/14 to 3/18	1
149.	XEN PHED PRO. Dn. BALESAR	PHED	4 (ii)	2/14 to 3/17	1
150.	XEN PHED Dn. Bassi (Jaipur)	PHED	2 (ii)	7/14 to 3/18	1
151.	XEN PHED PRO. Dn. SAMBHAR	PHED	2 (ii)	9/13 to 3/18	1
152.	XEN PHED Distt. (Rural) Dn. I Jaipur	PHED	8(ii)	4/16 to 3/18	1
153.	XEN PHED PRO. Dn. I Mansarovar (Jaipur)	PHED	5(ii)	4/15 to 3/18	1
154.	XEN PHED City Dn. I (North)Jaipur	PHED	8 (ii)	4/15 to 3/18	1
155.	XEN PHED Distt. Dn. I Jhunjhunu	PHED	7(ii)	4/14 to 3/18	1
156.	XEN PHED PRO. Dn. Phagi (Jaipur)	PHED	7(ii)	2/14 to 3/18	1
157.	XEN PHED Distt.(Rural) Dn. II Jaipur	PHED	11 (ii)	4/16 to 3/18	1
158.	XEN PHED Dn. Shahpura (Jaipur)	PHED	9(a) (ii)	STARTING to 3/18	1
159.	XEN PHED Dn. Mahua	PHED	12 (ii)	4/16 to 3/18	1
160.	XEN PHED City Dn. II Jyoti Nagar (Jaipur)	PHED	12 (ii)	4/15 to 3/18	1
161.	XEN PHED Dn. Dausa	PHED	12(ii)	4/16 to 3/18	1
162.	XEN PHED City Dn. Jhunjhunu	PHED	14 (ii)	4/16 to 3/18	1
163.	XEN PHED Dn. Neem Ka Thana (Sikar)	PHED	12(ii)	4/16 to 3/18	1
164.	XEN PHED DRILLING Dn. Jaipur	PHED	9(ii)	4/15 to 3/18	1
165.	XEN PHED Dn. Sikar	PHED	11(ii)	4/16 to 3/18	1
166.	XEN PHED PRO.Dn. Dudu	PHED	7(ii)	4/16 to 3/18	1
167.	XEN PHED DRILLING Dn. ALWAR	PHED	6(ii)	4/14 to 3/18	1
168.	XEN PHED DRILLING Dn. Pali	PHED	6(ii)	4/15 to 3/18	1
169.	XEN PHED &HP Dn. Udaipur	PHED	9(ii)	4/15 to 3/18	1
170.	XEN PHED PRO. Dn. I Pratap Nagar (Jaipur)	PHED	3(ii)	4/14 to 3/18	1
171.	XEN PHED Dn. Khetri	PHED	10 (ii)	4/16 to 3/18	2
172.	XEN PHED DRILLING Dn. Jodhpur	PHED	9(ii)	4/14 to 3/18	1

ABSTRACT

Name of Deptt.	No. of Units	Amount (in lakhs)
PWD	79	-
WRD	38	-
IGNP	04	-
CAD	04	-
PHED	47	-
Total	172	-

Annexure-F

Statement showing names of divisions where irregularities were noticed in maintenance of Store and Stock Accounts

Category of defects:

1. Monthly Stock return in form 9 & 10 not submitted or submitted late.
2. Heavy amounts laying under storage were not adjusted at the end of year.
3. Physical verification of store was not done.
4. Value a/c of receipts issues of balances of stock not maintained.
5. RSL not sanctioned or stock held in excess.
6. Issue rate were not fixed or revised.
7. Shortage/excess found were not adjusted properly.
8. Delay in information at Sub-Division level stock account in Division Accounts.
9. Issues items not returned to stock by the incumbent.
10. Lack of utilization of pipes lying in stock.
11. Lack of receipt of old excavated pipes in the stock.
12. Lack of inspection of material.
13. Purchase in excess of requirement.
14. Lack of maintenance of Register of use of CID Joints.
15. Lack of Proper storage and maintenance of pipes.

Sr. No.	Name of division	Deptt.	Amount in Lakhs	Para no. of Part-II-B	Period of I.R.	Category of defects
1	2	3	4	5	6	7
1.	XEN PWD Dn. Malpura (Tonk)	PWD	-	7(1)	2017-18	1
2.	XEN PWD Dn. Kuchaman City (Nagaur)	PWD	-	8(2)	2017-18	1
3.	XEN PWD Dn. Kekdi (Ajmer)	PWD	-	6(1)	2017-18	1
4.	XEN PWD Dn. Deedwana (Nagaur)	PWD	-	6(1)	2017-18	1
5.	XEN PWD Dn. Degana (Nagaur)	PWD	-	8(1)	2017-18	4
6.	XEN PWD Dn. Parbatsar (Nagaur)	PWD	-	5(1)	2017-18	1
7.	XEN PWD Dn. Nagaur	PWD	-	5(1)	2017-18	1
8.	XEN PWD Dn. Merta City (Nagaur)	PWD	-	5(1)	2017-18	1
9.	XEN PWD Dn. Mandalgarh (Bhilwara)	PWD	-	6(1)	2017-18	1
10.	XEN PWD Dn. Chomella	PWD	-	8(1)	2017-18	1
11.	XEN PWD Dn. Aklera (Jhalawar)	PWD	-	10(1)	2017-18	1
12.	XEN PWD Dn. I-Sawaimadhapur	PWD	-	9(1)	2017-18	1
13.	XEN PWDDn. Sapotara	PWD	-	8(1)	2017-18	1
14.	XEN PWDDn. Hindaun City	PWD	-	8(1)	2017-18	1
15.	XEN PWD Dn. I Bharatpur	PWD	-	7(1)	2017-18	1
16.	XEN PWD Dn. Bayana	PWD	-	8(1)	2017-18	1
17.	XEN PWD Dn. Beawar (Ajmer)	PWD	-	6(1)	2017-18	1
18.	XEN PWD Dn. I Bhilwara	PWD	-	7(1)	2017-18	1

Sr. No.	Name of division	Deptt.	Amount in Lakhs	Para no. of Part-II-B	Period of I.R.	Category of defects
1	2	3	4	5	6	7
19.	XEN PWD Dn. Ajmer	PWD	-	9(1)	2017-18	1
20.	XEN PWD Dn. I Barmer	PWD	-	6(1)	2017-18	1
21.	XEN PWD NH Dn. Barmer	PWD	-	6(1)	2017-18	1
22.	XEN PWD Dn. I Alwar	PWD	-	8(1)	2017-18	1
23.	XEN PWD Mechanical Dn. Jaipur	PWD	-	2(1)	2017-18	1
24.	XEN PWD Dn. Shahpura Jaipur	PWD	-	7(1)	2017-18	1
25.	XEN PWD NH Dn. I Jaipur	PWD	-	7(1)	2017-18	1
26.	XEN PWD Sikandara (Dausa)	PWD	-	10(1)	2017-18	1
27.	XEN PWD Dn. II Alwar	PWD	-	4(1)	2017-18	1
28.	XEN PWD Dn. Fulera	PWD	-	7(1)	2017-18	1
29.	XEN PWDDn. Balotra Barmer	PWD	-	6(1)	2017-18	1
30.	XEN PWD Dn. Dausa	PWD	-	8(1)	2017-18	2
31.	XEN PWD Dn. Bikaner	PWD	-	7(1)	2017-18	1,3,4
32.	XEN PWD NH Dn. Kota	PWD	0.20	7(1)	2017-18	1,2,3
33.	XEN PWD Dn. Sangod (Kota)	PWD	-	9(1)	2017-18	1
34.	XEN PWD Dn. Itawa (Kota)	PWD	-	9(1)	2017-18	1,2
35.	XEN PWD Dn. Anoopgarh	PWD	-	8(1)	2017-18	1,4,3
36.	XEN PWD City Dn. Kota	PWD	-	7(1)	2017-18	1,3
37.	XEN PWD Dn. Ratangarh (Churu)	PWD	-	6(1)	2017-18	1,3
38.	XEN PWD Dn. Nohar	PWD	-	9(1)	2017-18	1
39.	XEN PWD Dn. Chhabra (Baran)	PWD	-	8(1)	2017-18	1,3
40.	XEN PWD Dn. Shahbad (Baran)	PWD	-	9(1)	2017-18	1,3
41.	XEN PWD Dn. Khanpur (Jhalawar)	PWD	63.41	10(1)	2017-18	1
42.	XEN PWD Dn. Garhi (Banswara)	PWD	-	6(1)	2017-18	1,3
43.	XEN PWD Dn. III Pratapgarh	PWD	-	10(1)	2017-18	1,3,5
44.	XEN PWD Dn. Dhariyawad	PWD	-	5(1)	2017-18	1,3,5
45.	XEN PWD Dn. Nimbahera	PWD	-	7(1)	2017-18	1,3,5
46.	XEN PWD City Dn. Udaipur	PWD	-	5(1)	2017-18	1
47.	XEN PWD Dn. Rajsamand	PWD	-	5(1)	2017-18	1,3,5
48.	XEN PWD Dn. Ballabhnagar	PWD	-	6(1)	2017-18	1,3,5
49.	XEN PWD Dn. Khairwara	PWD	-	7(1)	2017-18	1,3,5
50.	XEN PWD Dn. Begun	PWD	-	7(1)	2017-18	1,3,5
51.	XEN PWD Dn. Simalwara	PWD	-	8(1)	2017-18	1
52.	XEN PWD Dn. Bari	PWD	-	8(1)	2017-18	1,3,4
53.	XEN PWD Dn. Abu road	PWD	-	7(1)	2017-18	1
54.	XEN PWD Dn. I Banswara	PWD	-	8(1)	2017-18	1,3
55.	XEN PWD Dn. Chittorgarh	PWD	-	9(1)	2017-18	1,4,3,5
56.	XEN PWD Dn. Bhinmal	PWD	-	7(1)	2017-18	1,2
57.	XEN PWD Dn. II Sawaimadhopur	PWD	-	6(1)	2017-18	1,3,3
58.	XEN PWD Dn. Sirohi	PWD	-	6(1)	2017-18	1,3,2
59.	XEN PWD Dn. Bhawanimandi	PWD	-	7(1)	2017-18	1,3,5
60.	XEN PWD Dn. Baran	PWD	-	7(1)	2017-18	1,3,5
61.	XEN PWD Dn. Ramganjmandi	PWD	-	7(1)	2017-18	1

Sr. No.	Name of division	Deptt.	Amount in Lakhs	Para no. of Part-II-B	Period of I.R.	Category of defects
1	2	3	4	5	6	7
62.	XEN PWD Dn. Suratgarh	PWD	-	6(1)	2017-18	1
63.	XEN PWD Dn. Tonk	PWD	-	13(1)	2017-18	1
64.	XEN PWD City Dn. Jodhpur	PWD	-	5(1)	2017-18	1,3,5
65.	XEN PWD Dn. Rajgarh (Alwar)	PWD	-	8(1)	2017-18	1,3,5
66.	XEN PWD Dn. I Jaisalmer	PWD	-	7(1)	2014-18	1
67.	XEN PWD City Dn. II Jaipur	PWD	-	8(1)	2017-18	1,3
68.	XEN PWD Dn. Navalgarh	PWD	-	9(1)	2017-18	1,3,5
69.	XEN PWD Dn. SMS Medical college Jaipur	PWD	-	6(1)	2017-18	1
70.	XEN PWD Dn. Khetri	PWD	-	7(1)	2017-18	1
71.	XEN PWD Dn. Sikar	PWD	-	9(1)	2017-18	1
72.	XEN PWD Dn. Jhujhunu	PWD	-	6(1)	2017-18	1
73.	XEN PWD Dn. Dungarpur	PWD	-	12(1)	2017-18	1
74.	XEN PWD Dn. Salumber	PWD	-	6(1)	2017-18	1
75.	XEN PWD City Dn. I jaipur	PWD	-	10(1)	2017-18	1
76.	XEN PWD Construction Dn. Jaipur	PWD	-	4(1)	2017-18	1
77.	XEN PWD Dn. Fatehpur	PWD	-	8(1)	2017-18	1
78.	XEN PWD Dn. III Jaipur	PWD	-	8(1)	2017-18	1
79.	XEN PWD NH-Dn,Pali	PWD	-	7(1)	2017-18	1
80.	XEN Khamera canal Dn. Mahi Proj. Banswara	WRD	-	4(1)	2017-18	1
81.	XEN WRD Anoopgarh Branch Dn. I Shri Vijaynagar	WRD	17.52	7(1)	2017-18	1
82.	XEN WRD Gangnagar regulation, Dn. Sriganganagar	WRD	-	4(1)	2017-18	1
83.	XEN WRD Dn. Suratgarh	WRD	1.11	6(1)	2017-18	1
84.	XEN WRD Dn. Mahi project-I Banswara	WRD	54.42	7(1)	2017-18	1
85.	XEN WRD Dn. Rawatsar	WRD	4.78	6(1)	2017-18	1
86.	XEN WRD Dn. I Hanumangarh	WRD	-	7(1)	2017-18	1
87.	XEN WRD (LMC) Dn. Ghari Partapur Banswara	WRD	-	4(1)	2017-18	1
88.	XEN WRD Dn. Nohar	WRD	-	7(1)	2017-18	1
89.	XEN WRD RWSRP Dn. Raisinghnagar	WRD	0.96	6(1)	2017-18	1
90.	XEN WRD Jakham Dam Dhariyabad	WRD	-	6(1)	2017-18	1
91.	XEN WRD Parwan Project Dn. I Jhalawar	WRD	-	5(1)	2017-18	1
92.	XEN WRD Parwan Project Dn. II Jhalawar	WRD	-	4(1)	2017-18	1
93.	XEN WRD Dn. Rajsamand	WRD	-	7(1)	2017-18	1
94.	XEN WRD Dn. Udaipur	WRD	-	-	2017-18	1
95.	XEN WRD Dn. IV NCP Sanchore	WRD	-	7(1)	2017-18	1
96.	XEN WRD Dn. III Baran	WRD	-	6(1)	2017-18	1
97.	XEN WRD Dn. I Baran	WRD	65.55	8(1)	2017-18	1

Sr. No.	Name of division	Deptt.	Amount in Lakhs	Para no. of Part-II-B	Period of I.R.	Category of defects
1	2	3	4	5	6	7
98.	XEN WRD Dn. II Chhabra	WRD	0.83	11(1)	2017-18	1
99.	XEN WRD Dn. Pratapgarh	WRD	-	6(1)	2017-18	1
100.	XEN WRD Medium irrigation project Bhawanimandi Kota	WRD	4.79	7(1)	2017-18	1
101.	XEN WRD Dn. Aklera Jhalawar	WRD	54.42	9(1)	2017-18	1
102.	XEN WRD Jawai Canal Dn. Sumerpur	WRD	-	7(1)	2017-18	1
103.	XEN WRD Dn. Banswara	WRD	-	7(1)	2017-18	1
104.	XEN WRD Dn. Chawali, Jhalawar	WRD	-	8(1)	2017-18	1
105.	XEN WRD Dn. Jalore	WRD	-	8(1)	2017-18	1
106.	XEN WRD Dn. Dungarpur	WRD	-	7(1)	2017-18	1
107.	XEN WRD Dn. Jhalawar	WRD	-	7(1)	2017-18	1
108.	XEN WRD Dn. Kota	WRD	21.99	11(1)	2017-18	1
109.	XEN WRD Dn. Alwar	WRD	-	5(1)	2017-18	1
110.	XEN WRD Dn. Sawaimadhopur	WRD	-	10(1)	2017-18	1
111.	XEN WRD Dn. II Dholpur	WRD	-	7(1)	2017-18	1
112.	XEN WRD Dn. Karoli	WRD	48.76	6(1)	2017-18	1
113.	XEN WRD Dn. I Dholpur	WRD	-	8(1)	2017-18	1
114.	XEN WRD Dn. Sikar	WRD	-	9(1)	2017-18	1
115.	XEN WRD Dn. Tonk	WRD	-	6(1)	2017-18	1
116.	XEN WRD Regulation Dn. I Hanumangarh	WRD	-	7(1)	2017-18	1
117.	XEN WRD Dn. II Hanumangarh	WRD	-	9(1)	2017-18	1
118.	XEN WRD Dn. Bhikabhai, Sagwara	WRD	-	5(1)	2017-18	1
119.	XEN PWD 20Dn, IGNP, Bikaner	IGNP	-	10(1)	2017-18	1
120.	XEN TMC, IGNP Dn. Mohangarh (Jaisalmer)	IGNP	-	7(1)	2017-18	1
121.	XEN kolayat lift Dn. IGNP Bikaner	IGNP	-	4(1)	2017-18	1
122.	XEN 10 th Dn. IGNP Taranagar (Churu)	IGNP	-	7(1)	2017-18	1
123.	XEN Gang Canal, OFD Dn. III Suratgarh	CAD	0.83	4(1)	2014-18	1
124.	XEN Gang Canal, OFD Dn. I Srivijaynagar Hanumangarh	CAD	255.37	5(1)	2013-18	1
125.	XEN Gang Canal, OFD Dn. VII GangCanal Sriganganagar	CAD	-	6(1)	2013-18	1
126.	XEN LMC Dn. I CAD Kota	CAD	182.67	7(1)	2015-18	1
127.	XEN PHED Dn. Jhalawar	PHED	0	10(i)	4/16 to 3/18	2
128.	XEN PHED PRO. Div-I Jhalawar	PHED	0	3(i)	4/16 to 3/18	1
		PHED	0	3(ii)	4/16 to 3/18	1
129.	XEN PHED Project Div. Baran	PHED	0	6(i)	4/16 to 3/18	1
130.	XEN PHED Dn. Baran	PHED	0	11(i)	4/15 to 3/18	3
131.	XEN PHED Dn. Chhabra (Baran)	PHED	0	7(i)	4/16 to 3/18	3
132.	XEN PHED Distt. Dn. Kota	PHED	24.02	9(i)	4/15 to 3/18	2
133.	XEN PHED Dn. Bundi	PHED	67.93	5 (b)	4/16 to 3/18	1

Sr. No.	Name of division	Deptt.	Amount in Lakhs	Para no. of Part-II-B	Period of I.R.	Category of defects
1	2	3	4	5	6	7
134.	XEN PHED PRO. Dn. Bhawanimandi Jhalawar	PHED	0	4 (i)	4/16 to 3/18	1
135.	XEN PHED PRO. Dn. Bhawanimandi Jhalawar	PHED	0	4 (ii)	4/16 to 3/18	1
136.	XEN PHED Dn. Bundi	PHED	62.12	9 (i)	4/16 to 3/18	1
137.	XEN PHED PRO Dn. Bundi	PHED	0	5 (i)	4/16 to 3/18	1
138.	XEN PHED PRO Dn. I Kota	PHED	0	3 (i)	4/16 to 3/18	1
139.	XEN PHED Dn. Lakheri	PHED	45.96	11(i)	4/14 to 3/18	2
140.	XEN PHED City Dn. II Kota	PHED	3.15	7(i)	4/14 to 3/18	2
141.	XEN PHED Dn. Bhawanimandi	PHED	131.16	7(i)	2/14 to 3/18	2
142.	XEN PHED Dn. Ramganjmandi (Kota)	PHED	6.93	11(i)	4/16 to 3/18	2
143.	XEN PHED City Dn. III Jaipur(South)	PHED	0	9(ii)	4/14 to 3/18	1
144.	XEN PHED PRO. Dn. Pokaran (Jaisalmer)	PHED	0	6 (i)	10/07 to 3/17	1
145.	XEN PHED Dn. III (South) MIstri Khana (Jaipur)	PHED	0	8(i)	2/14 to 3/18	2
146.	XEN PHED PRO. Dn. BALESAR	PHED	0	4 (i)	2/14 to 3/17	1
147.	XEN PHED PRO. Dn. SAMBHAR	PHED	0	2 (i)	9/13 to 3/18	1
148.	XEN PHED Distt. (Rural) Dn. I Jaipur	PHED	4.21	8(i)	4/16 to 3/18	2
149.	XEN PHED PRO. Dn. I Mansarovar (Jaipur)	PHED	0	5(i)	4/15 to 3/18	1
150.	XEN PHED City Dn. I (North)Jaipur	PHED	23.97	5 (i)	4/15 to 3/18	2
151.	XEN PHED Distt. Dn. I Jhunjhunu	PHED	9.35	7(i)	4/14 to 3/18	2
152.	XEN PHED Dn. Shahpura (Jaipur)	PHED	71.29	9(a) (i)	STARTING to 3/18	1
153.	XEN PHED Dn. Mahua	PHED	25.79	12 (i)	4/16 to 3/18	2
154.	XEN PHED City Dn. II Jyoti Nagar (Jaipur)	PHED	3.30	12 (i)	4/15 to 3/18	2
155.	XEN PHED Dn. Dausa	PHED	82.88	12(i)	4/16 to 3/18	2
156.	XEN PHED Dn. Neem Ka Thana (Sikar)	PHED	13.41	12(i)	4/16 to 3/18	2
157.	XEN PHED DRILLING Dn. Jaipur	PHED	30.82	9(i)	4/15 to 3/18	2
158.	XEN PHED Dn. Sikar	PHED	-16.92	11(i)	4/16 to 3/18	2
159.	XEN PHED DRILLING Dn. ALWAR	PHED	41.97	6(i)	4/14 to 3/18	2
160.	XEN PHED DRILLING Dn. Pali	PHED	9.51	6(i)	4/15 to 3/18	2
161.	XEN PHED &HP Dn. Udaipur	PHED	14.98	9(i)	4/15 to 3/18	2
162.	XEN PHED Dn. Khetri	PHED	27.32	10 (i)	4/16 to 3/18	2
163.	XEN PHED DRILLING Dn. Jodhpur	PHED	38.68	9(i)	4/14 to 3/18	2

ABSTRACT

Name of Deptt.	No. of Units	Amount (in lakhs)
PWD	79	63.61
WRD	39	275.13
IGNP	04	-
CAD	04	438.87
PHED	37	721.83
Total	163	1499.44

Annexure-G

Statement showing names of divisions where check measurement register, hindrance register and measurement book not maintained

Category of Defects:

1. Check Measurement registers were not maintained.
2. Check Measurement registers were not maintained properly.
3. Hindrance Registers not maintained/or not maintained properly.
4. Measurement book not maintained properly/in defective manner.

Sr. No.	Name of division	Deptt.	Para no. of Part-II-B	Period of I.R.	Category of defects
1	2	3	4	5	6
1.	XEN PWD Dn. Malpura (Tonk)	PWD	7(11)	2017-18	2
2.	XEN PWD Dn. Kuchaman City (Nagaur)	PWD	8(13)	2017-18	1
3.	XEN PWD Dn. Kekdi (Ajmer)	PWD	1(12)	2017-18	1
4.	XEN PWD Dn. Deedwana (Nagaur)	PWD	6(12)	2017-18	1
5.	XEN PWD Dn. Degana (Nagaur)	PWD	8(13)	2017-18	2
6.	XEN PWD Dn. Parbatsar (Nagaur)	PWD	5(15)	2017-18	1
7.	XEN PWD Dn. Nagaur	PWD	5(12)	2017-18	1
8.	XEN PWD Dn. Merta City (Nagaur)	PWD	5(8)	2017-18	1
9.	XEN PWD Dn. Mandalgarh (Bhilwara)	PWD	6(10)	2017-18	1
10.	XEN PWD Dn. Chomella	PWD	8(10)	2017-18	1
11.	XEN PWD Dn. Aklera (Jhalawar)	PWD	10(10)	2017-18	1
12.	XEN PWDDn. Sapotara	PWD	8(12)	2017-18	1
13.	XEN PWD Dn. I Bharatpur	PWD	7(8)	2017-18	1
14.	XEN PWD Dn. Bayana	PWD	8(7)	2017-18	1
15.	XEN PWD Dn. I Bhilwara	PWD	6(10)	2017-18	1
16.	XEN PWD Dn. Ajmer	PWD	9(13)	2017-18	1
17.	XEN PWD Dn. I Barmer	PWD	6(12)	2017-18	1
18.	XEN PWD NH Dn. Barmer	PWD	6(11)	2017-18	1
19.	XEN PWD Dn. Shahpura Jaipur	PWD	5(7)	2017-18	1
20.	XEN PWD NH Dn. I Jaipur	PWD	7(15)	2017-18	1
21.	XEN PWD Sikandara (Dausa)	PWD	10(6)	2017-18	1
22.	XEN PWD Dn. II Alwar	PWD	4(11)	2017-18	1
23.	XEN PWD Dn. Balotra	PWD	6(7)	2017-18	2
24.	XEN PWD Dn. Dausa	PWD	8(14)	2017-18	2
25.	XEN PWD Dn. Bikaner	PWD	7(7)	2017-18	1
26.	XEN PWD NH Dn. Kota	PWD	7(12)	2017-18	1
27.	XEN PWD Dn. Itawa (Kota)	PWD	9(7)	2017-18	1
28.	XEN PWD Dn. Anoopgarh	PWD	8(8)	2017-18	1
29.	XEN PWD Dn. Ratangarh (Churu)	PWD	6(8)	2017-18	1
30.	XEN PWD Dn. Chhabra (Baran)	PWD	6(11)	2017-18	1
31.	XEN PWD Dn. Shahbad (Baran)	PWD	9(12)	2017-18	1
32.	XEN PWD Dn. Khanpur (Jhalawar)	PWD	10(8)	2017-18	1
33.	XEN PWD Dn. III Pratapgarh	PWD	7(15)	2017-18	1
34.	XEN PWD Dn. Dhariyawad	PWD	5(10)	2017-18	1
35.	XEN PWD Dn. Nimbahera	PWD	7(15)	2017-18	1

Sr. No.	Name of division	Deptt.	Para no. of Part-II-B	Period of I.R.	Category of defects
1	2	3	4	5	6
36.	XEN PWD City Dn. Udaipur	PWD	5(11)	2017-18	1
37.	XEN PWD City Dn. Rajsamand	PWD	5(9)	2017-18	1
38.	XEN PWD City Dn. Ballabh Nagar	PWD	6(13)	2017-18	1
39.	XEN PWD City Dn. Khairwara	PWD	7(7)	2017-18	1
40.	XEN PWD City Dn. Begun	PWD	7(10)	2017-18	1
41.	XEN PWD City Dn. Simalwara	PWD	8(12)	2017-18	1
42.	XEN PWD Dn. Abu road	PWD	7(12)	2017-18	1
43.	XEN PWD Dn. I Banswara	PWD	8(12)	2017-18	1
44.	XEN PWD Dn. Chittorgarh	PWD	9(12)	2017-18	1
45.	XEN PWD Dn. Bhinmal	PWD	7(12)	2017-18	1
46.	XEN PWD Dn. Sirohi	PWD	6(12)	2017-18	1
47.	XEN PWD Dn. Bhawanimandi	PWD	7(7)	2017-18	1
48.	XEN PWD Dn. Ramganjmandi	PWD	7(12)	2017-18	1
49.	XEN PWD Dn. Suratgarh	PWD	6(8)	2017-18	1
50.	XEN PWD Dn. Tonk	PWD	13(7)	2017-18	1
51.	XEN PWD City Dn. Jodhpur	PWD	5(9)	2017-18	1
52.	XEN PWD Dn. Rajgarh (Alwar)	PWD	8(7)	2017-18	1
53.	XEN PWD Dn. I Jaisalmer	PWD	7(11)	2014-18	1
54.	XEN PWD Dn. Navalgarh	PWD	9(8)	2017-18	1
55.	XEN PWD Dn. Khetri	PWD	7(8)	2017-18	1
56.	XEN PWD Dn. Sikar	PWD	9(8)	2017-18	1
57.	XEN PWD Dn. Jhujhunu	PWD	6(8)	2017-18	1
58.	XEN PWD Dn. Dungarpur	PWD	12(7)	2017-18	1
59.	XEN PWD Dn. Salumber	PWD	6(12)	2017-18	1
60.	XEN PWD Construction Dn. Jaipur	PWD	4(8)	2017-18	1
61.	XEN PWD Dn. Fatehpur	PWD	8(10)	2017-18	1
62.	XEN PWD Dn. III Jaipur	PWD	8(12)	2017-18	1
63.	XEN PWD NH-Dn,Pali	PWD	7(12)	2017-18	1
64.	XEN Khamera canal Dn. Mahi Proj. Banswara	WRD	4(12)	2017-18	1
65.	XEN WRD Anoopgarh Branch Dn. I Shri Vijaynagar	WRD	7(12)	2017-18	1
66.	XEN WRD Gangnagar regulation, Dn. Sriganganagar	WRD	4(10)	2017-18	1
67.	XEN WRD Dn. Suratgarh	WRD	6(8)	2017-18	1
68.	XEN WRD Dn. Mahi project-I Banswara	WRD	7(7)	2017-18	1
69.	XEN WRD Dn. Rawatsar	WRD	6(12)	2017-18	1
70.	XEN WRD Dn. I Hanumangarh	WRD	7(12)	2017-18	1
71.	XEN WRD Dn. Nohar	WRD	7(7)	2017-18	1
72.	XEN WRD RWSRP Dn. Raisinghnagar	WRD	6(12)	2017-18	1
73.	XEN WRD Jakham Dam Dhariyabad	WRD	6(11)	2017-18	1
74.	XEN WRD Parwan Project Dn. I Jhalawar	WRD	5(7)	2017-18	1
75.	XEN WRD Parwan Project Dn. II Jhalawar	WRD	4(7)	2017-18	1
76.	XEN WRD Dn. Rajsamand	WRD	7(13)	2017-18	1
77.	XEN WRD Dn. Udaipur	WRD	7(8)	2017-18	1
78.	XEN WRD Dn. IV NCP Sanchore	WRD	7(12)	2017-18	1
79.	XEN WRD Dn. III Baran	WRD	6(14)	2017-18	1
80.	XEN WRD Dn. I Baran	WRD	8(13)	2017-18	1

Sr. No.	Name of division	Deptt.	Para no. of Part-II-B	Period of I.R.	Category of defects
1	2	3	4	5	6
81.	XEN WRD Dn. II Chhabra	WRD	11(8)	2017-18	1
82.	XEN WRD Dn. Pratapgarh	WRD	5(8)	2017-18	1
83.	XEN WRD Jawai Canal Dn. Sumerpur	WRD	7(10)	2017-18	1
84.	XEN WRD Dn. Banswara	WRD	7(12)	2017-18	1
85.	XEN WRD Dn. Jalore	WRD	8(10)	2017-18	1
86.	XEN WRD Dn. Dungarpur	WRD	7(14)	2017-18	1
87.	XEN WRD Dn. Jhalawar	WRD	7(7)	2017-18	1
88.	XEN WRD Dn. Alwar	WRD	5(12)	2017-18	1
89.	XEN WRD Dn. Sawaimadhopur	WRD	10(10)	2017-18	1
90.	XEN WRD Dn. Karoli	WRD	6(12)	2017-18	1
91.	XEN WRD Dn. Sikar	WRD	9(12)	2017-18	1
92.	XEN WRD Dn. Tonk	WRD	6(9)	2017-18	1
93.	XEN WRD Regulation Dn. I Hanumangarh	WRD	7(12)	2017-18	1
94.	XEN WRD Dn. II Hanumangarh	WRD	9(8)	2017-18	1
95.	XEN WRD Dn. Bhikabhai, Sagwara	WRD	5(11)	2017-18	1
96.	XEN PWD 20Dn, IGNP, Bikaner	IGNP	10(12)	2017-18	1
97.	XEN TMC, IGNP Dn. Mohangarh (Jaisalmer)	IGNP	7(7)	2017-18	1
98.	XEN kolayat lift Dn. IGNP Bikaner	IGNP	4(12)	2017-18	1
99.	XEN 10 th Dn. IGNP Taranagar (Churu)	IGNP	7(11)	2017-18	1
100.	XEN Gang Canal, OFD Dn. III Suratgarh	CAD	4(12)	2014-18	1
101.	XEN Gang Canal, OFD Dn. I Srivijaynagar Hanumangarh	CAD	5(11)	2013-18	1
102.	XEN Gang Canal, OFD Dn. VII Sriganganagar	CAD	6(11)	2013-18	1
103.	XEN LMC Dn. I CAD Kota	CAD	7(11)	2015-18	1
104.	XEN PHED Dn. Jhalawar	PHED	10(xii)	4/16 to 3/18	1
105.	XEN PHED PRO. Div-I Jhalawar	PHED	1(iv)	4/16 to 3/18	1
106.	XEN PHED NAGAR Dn. I Kota	PHED	6(xii)	4/15 to 3/18	1
107.	XEN PHED Dn. Baran	PHED	11(vi)	4/15 to 3/18	1
108.	XEN PHED Dn. Chhabra (Baran)	PHED	7(ix)	4/16 to 3/18	1
109.	XEN PHED Dn. Bundi	PHED	1a(ii)	4/16 to 3/18	1
			2(i)(c)	4/16 to 3/18	1
			9 (vi)	4/16 to 3/18	1
110.	XEN PHED PRO Dn. I Kota	PHED	3 (xii)	4/16 to 3/18	1
111.	XEN PHED Dn. Lakheri	PHED	11(xii)	4/14 to 3/18	1
112.	XEN PHED City Dn. II Kota	PHED	2b (v)	4/14 to 3/18	3

Sr. No.	Name of division	Deptt.	Para no. of Part-II-B	Period of I.R.	Category of defects
1	2	3	4	5	6
			3 (vii)	4/14 to 3/18	3
			7(xii)	4/14 to 3/18	1
113.	XEN PHED Dn. Bhawanimandi	PHED	7(xii)	2/14 to 3/18	1
114.	XEN PHED PRO. Dn. TONK	PHED	5(xii)	3/08 to 3/18	1
115.	XEN PHED PRO. Dn. Niwai	PHED	11(xii)	10/07 to 3/18	1
116.	XEN PHED PRO. Dn. Soyala (Tonk)	PHED	1(viii)	9/14 to 3/18	3
			4(xii)	9/14 to 3/18	1
117.	XEN PHED City Dn. III Jaipur(South)	PHED	9(viii)	4/14 to 3/18	1
118.	XEN PHED PRO. Dn. Jaitaran	PHED	5(1)(x)	1/08 to 3/17	1
			5(2)	1/08 to 3/17	1
119.	XEN PHED Distt. Dn. Jaisalmer	PHED	10(x)	4/16 to 3/17	1
120.	XEN PHED PRO. Dn. II Jaipur	PHED	3(xii)	4/16 to 3/18	1
121.	XEN PHED Dn. Bassi (Jaipur)	PHED	2 (xii)	7/14 to 3/18	1
122.	XEN PHED Distt. (Rural) Dn. I Jaipur	PHED	8(x)	4/16 to 3/18	1
123.	XEN PHED PRO. Dn. I Mansarovar (Jaipur)	PHED	5(vi)	4/15 to 3/18	1
124.	XEN PHED City Dn. I (North)Jaipur	PHED	8 (xii)	4/15 to 3/18	1
125.	XEN PHED Distt. Dn. I Jhunjhunu	PHED	1(iii)(c)	4/14 to 3/18	3
			2(ii) (c)	4/14 to 3/18	3
			7(vi)	4/14 to 3/18	1
126.	XEN PHED PRO. Dn. Phagi (Jaipur)	PHED	1(a)(v)	2/14 to 3/18	3
			7(xii)	2/14 to 3/18	1
127.	XEN PHED Distt.(Rural) Dn. II Jaipur	PHED	11 (ix)	4/16 to 3/18	1
128.	XEN PHED Dn. Shahpura (Jaipur)	PHED	9(a) (vi)	F.A to 3/18	1
129.	XEN PHED Dn. Mahua	PHED	1 (ii) (c)	4/16 to 3/18	3
			3 (b)	4/16 to	3

Sr. No.	Name of division	Deptt.	Para no. of Part-II-B	Period of I.R.	Category of defects
1	2	3	4	5	6
				3/18	
			12 (xvi)	4/16 to 3/18	1
130.	XEN PHED City Dn. II Jyoti Nagar (Jaipur)	PHED	12 (vi)	4/15 to 3/18	1
131.	XEN PHED Dn. Dausa	PHED	1 (ii)(c)	4/16 to 3/18	3
			12 (xvi)	4/16 to 3/18	1
132.	XEN PHED City Dn. Jhunjhunu	PHED	14 (vi)	4/16 to 3/18	4
133.	XEN PHED Dn. Neem Ka Thana (Sikar)	PHED	1 (v)	4/16 to 3/18	3
			1(b) (vii)	4/16 to 3/18	3
			3 (b)(ii)(b)	4/16 to 3/18	3
			12(vi)	4/16 to 3/18	1
134.	XEN PHED DRILLING Dn. Jaipur	PHED	9(x)	4/15 to 3/18	1
135.	XEN PHED Dn. Sikar	PHED	11(vi)	4/16 to 3/18	1
136.	XEN PHED PRO.Dn. Dudu	PHED	7(xii)	4/16 to 3/18	1
137.	XEN PHED DRILLING Dn. Pali	PHED	6(xii)	4/15 to 3/18	1
138.	XEN PHED &HP Dn. Udaipur	PHED	9(xii)	4/15 to 3/18	1
139.	XEN PHED PRO. Dn. I Pratap Nagar (Jaipur)	PHED	3(xii)	4/14 to 3/18	1
140.	XEN PHED Dn. Khetri	PHED	2 (iv)(c)	4/16 to 3/18	3
			10 (vi)	4/16 to 3/18	1
141.	XEN PHED DRILLING Dn. Jodhpur	PHED	9(viii)	4/14 to 3/18	1

ABSTRACT

Name of Deptt.	No. of Units	Amount (in lakhs)
PWD	63	-
WRD	32	-
IGNP	04	-
CAD	04	-
PHED	38	-
Total	141	-

Annexure-H

Statement showing names of the divisions where half yearly registers were not maintained or maintained in defective manner in form 12/12A

Category of defects:

- 1 Half yearly registers were not maintained.
- 2 Half yearly registers were not maintained properly.
- 3 Form 11 was not received from Sub-Divisions.

Sr. No.	Name of division	Deptt.	Para no. of Part-II-B	Period of I.R.	Category of defects	Amount in Lakhs
1	2	3	4	5	6	7
1.	XEN Khamera canal Dn. Mahi Proj. Banswara	WRD	5(1)	2017-18	1	-
2.	XEN WRD Anoopgarh Branch Dn. I Shri Vijaynagar	WRD	6(1) (11)	2017-18	1	-
3.	XEN WRD Gangnagar regulation, Dn. Sriganganagar	WRD	11(1)	2017-18	1	-
4.	XEN WRD Dn. Suratgarh	WRD	7(1)	2017-18	1	-
5.	XEN WRD Dn. Mahi project-I Banswara	WRD	7(क)	2017-18	1	-
6.	XEN WRD Dn. Rawatsar	WRD	9(1)	2017-18	1	-
7.	XEN WRD Dn. I Hanumangarh	WRD	8(1)	2017-18	1	-
8.	XEN WRD (LMC) Dn. Ghari Partapur Banswara	WRD	12(1)	2017-18	1	-
9.	XEN WRD Dn. Nohar	WRD	5(1)	2017-18	1	-
10.	XEN WRD RWSRP Dn. Raisinghnagar	WRD	7(1)	2017-18	1	-
11.	XEN WRD Jakham Dam Dhariyabad	WRD	6(1)	2017-18	1	-
12.	XEN WRD Parwan Project Dn. I Jhalawar	WRD	7(1)	2017-18	1	-
13.	XEN WRD Parwan Project Dn. II Jhalawar	WRD	9(1)	2017-18	1	-
14.	XEN WRD Dn. Rajsamand	WRD	9(1)	2017-18	1	-
15.	XEN WRD Dn. Udaipur	WRD	7(1)	2017-18	1	-
16.	XEN WRD Dn. IV NCP Sanchore	WRD	7(1)	2017-18	1	-
17.	XEN WRD Dn. III Baran	WRD	6(1)	2017-18	1	-
18.	XEN WRD Dn. I Baran	WRD	7(1)	2017-18	1	-
19.	XEN WRD Dn. II Chhabra	WRD	8(1)	2017-18	1	-
20.	XEN WRD Dn. Pratapgarh	WRD	5(1)	2017-18	1	-
21.	XEN WRD Medium irrigation project Bhawanimandi Kota	WRD	7(1)	2017-18	1	-
22.	XEN WRD Dn. Aklera Jhalawar	WRD	8(1)	2017-18	1	-
23.	XEN WRD Jawai Canal Dn. Sumerpur	WRD	11(1)	2017-18	1	-
24.	XEN WRD Dn. Banswara	WRD	8(1)	2017-18	1	-
25.	XEN WRD Dn. Chawali, Jhalawar	WRD	5(1)	2017-18	1	-
26.	XEN WRD Dn. Jalore	WRD	9(1)	2017-18	1	-

Sr. No.	Name of division	Deptt.	Para no. of Part-II-B	Period of I.R.	Category of defects	Amount in Lakhs
1	2	3	4	5	6	7
27.	XEN WRD Dn. Dungarpur	WRD	6(1)	2017-18	1	-
28.	XEN WRD Dn. Jhalawar	WRD	6(1)	2017-18	1	-
29.	XEN WRD Dn. Kota	WRD	7(1)	2017-18	1	-
30.	XEN WRD Dn. Alwar	WRD		2017-18	1	-
31.	XEN WRD Dn. Sawaimadhopur	WRD	10(1)	2017-18	1	-
32.	XEN WRD Dn. II Dholpur	WRD	7(1)	2017-18	1	-
33.	XEN WRD Dn. Karoli	WRD	6(1)	2017-18	1	-
34.	XEN WRD Dn. I Dholpur	WRD	8(1)	2017-18	1	-
35.	XEN WRD Dn. Sikar	WRD	9(1)	2017-18	1	-
36.	XEN WRD Dn. Tonk	WRD	6(1)	2017-18	1	-
37.	XEN WRD Regulation Dn. I Hanumangarh	WRD	7(1)	2017-18	1	-
38.	XEN WRD Dn. II Hanumangarh	WRD	9(1)	2017-18	1	-
39.	XEN Gang Canal, OFD Dn. III Suratgarh	CAD	4(1)	2014-18	1	-
40.	XEN Gang Canal, OFD Dn. I Srivijaynagar Hanumangarh	CAD	5(1)	2013-18	1	-
41.	XEN Gang Canal, OFD Dn. VII GangCanal Sriganganagar	CAD	6(1)	2013-18	1	-
42.	XEN LMC Dn. I CAD Kota	CAD	7(1)	2015-18	1	-
43.	XEN PHED Dn. Chhabra (Baran)	PHED	7(i)	4/16 to 3/18	1	-

ABSTRACT

Name of Deptt.	No. of Units	Amount (in lakhs)
PWD	-	-
WRD	38	-
IGNP	-	-
CAD	04	-
PHED	01	-
Total	43	-

Annexure-I

Statement showing balances under Misc. PW Advances.

S. No.	Name of division	Deptt.	Amount in Lakhs	Para no. of Part-II-B	Period of I.R.
1	2	3	4	5	6
1.	XEN PWD Dn. Malpura (Tonk)	PWD	-	7(14)	2017-18
2.	XEN PWD Dn. Kuchaman City (Nagaur)	PWD	-	8(16)	2017-18
3.	XEN PWD Dn. Kekdi (Ajmer)	PWD	-	6(7)	2017-18
4.	XEN PWD Dn. Deedwana (Nagaur)	PWD	-	6(7)	2017-18
5.	XEN PWD Dn. Degana (Nagaur)	PWD	-	8(16)	2017-18
6.	XEN PWD Dn. Parbatsar (Nagaur)	PWD	-	5(16)	2017-18
7.	XEN PWD Dn. Nagaur	PWD	2.00	5(4)	2017-18
8.	XEN PWD Dn. Merta City (Nagaur)	PWD	-	5(14)	2017-18
9.	XEN PWD Dn. Mandalgarh (Bhilwara)	PWD	-	6(4)	2017-18
10.	XEN PWD Dn. Chomella	PWD	6.90	11(8)	2017-18
11.	XEN PWD Dn. Aklera (Jhalawar)	PWD	-	10(8)	2017-18
12.	XEN PWD Dn. I-Sawaimadhopur	PWD	137.17	9(13)	2017-18
13.	XEN PWDDn. Sapotara	PWD	-	8(7)	2017-18
14.	XEN PWDDn. Hindaun City	PWD	-	8(7)	2017-18
15.	XEN PWD Dn. I Bharatpur	PWD	8.93	7(6)	2017-18
16.	XEN PWD Dn. Bayana	PWD	2.16	8(18)	2017-18
17.	XEN PWD Dn. Beawar (Ajmer)	PWD	-	7(4)	2017-18
18.	XEN PWD Dn. I Bhilwara	PWD	2.20	6(4)	2017-18
19.	XEN PWD Dn. Ajmer	PWD	-	(8)	2017-18
20.	XEN PWD Dn. I Barmer	PWD	6.03	6(7)	2017-18
21.	XEN PWD NH Dn. Barmer	PWD	-	6(7)	2017-18
22.	XEN PWD Dn. I Alwar	PWD	54.83	7(7)	2017-18
23.	XEN PWD Mechanical Dn. Jaipur	PWD	-	2(8)	2017-18
24.	XEN PWD Dn. Shahpura Jaipur	PWD	-	7(14)	2017-18
25.	XEN PWD NH Dn. I Jaipur	PWD	1.99	10(13)	2017-18
26.	XEN PWD City Dn. Ajmer	PWD	13.72	7(13)	2017-18
27.	XEN PWD Dn. II Alwar	PWD	-	13(8)	2017-18
28.	XEN PWD Dn. Fulera	PWD	-	7(14)	2017-18
29.	XEN PWD Dn. Dausa	PWD	0.56	8(7)	2017-18
30.	XEN PWD Dn. Bikaner	PWD	21.22	7(14)	2017-18
31.	XEN PWD NH Dn. Kota	PWD	-	7(8)	2017-18
32.	XEN PWD Dn. Sangod (Kota)	PWD	-	9(14)	2017-18
33.	XEN PWD Dn. Itawa (Kota)	PWD	-	9(13)	2017-18
34.	XEN PWD Dn. Anoopgarh	PWD	-	8(14)	2017-18
35.	XEN PWD City Dn. Kota	PWD	-	7(13)	2017-18
36.	XEN PWD Dn. Ratangarh (Churu)	PWD	9.03	6(15)	2017-18
37.	XEN PWD Dn. Nohar	PWD	-	9(6)	2017-18
38.	XEN PWD Dn. Chhabra (Baran)	PWD	1.88	8(7)	2017-18
39.	XEN PWD Dn. Shahbad (Baran)	PWD	-	9(8)	2017-18
40.	XEN PWD Dn. Khanpur (Jhalawar)	PWD	-	10(7)	2017-18
41.	XEN PWD Dn. Garhi (Banswara)	PWD	-	6(8)	2017-18
42.	XEN PWD Dn. III Pratapgarh	PWD	-	10(14)	2017-18
43.	XEN PWD Dn. Dhariyawad	PWD	-	5(4)	2017-18
44.	XEN PWD Dn. Nimbahera	PWD	-	7(6)	2017-18

S. No.	Name of division	Deptt.	Amount in Lakhs	Para no. of Part-II-B	Period of I.R.
1	2	3	4	5	6
45.	XEN PWD City Dn. Udaipur	PWD	-	5(8)	2017-18
46.	XEN PWD Dn. Rajsamand	PWD	-	9(5)	2017-18
47.	XEN PWD Dn. Khairwara	PWD	0.95	7(11)	2017-18
48.	XEN PWD Dn. Begun	PWD	-	7(4)	2017-18
49.	XEN PWD Dn. Simalwara	PWD	-	8(7)	2017-18
50.	XEN PWD Dn. Bari	PWD	-	8(14)	2017-18
51.	XEN PWD Dn. Abu road	PWD	-	7(8)	2017-18
52.	XEN PWD Dn. I Banswara	PWD	-	8(8)	2017-18
53.	XEN PWD Dn. Chittorgarh	PWD	430.18	9(17)	2017-18
54.	XEN PWD Dn. Bhinmal	PWD	-	7(10)	2017-18
55.	XEN PWD Dn. II Sawaimadhopur	PWD	-	6(4)	2017-18
56.	XEN PWD Dn. Sirohi	PWD	-	6(7)	2017-18
57.	XEN PWD Dn. Bhawanimandi	PWD	-	7(8)	2017-18
58.	XEN PWD Dn. Baran	PWD	1.96	7(10)	2017-18
59.	XEN PWD Dn. Ramganjmandi	PWD	-	7(7)	2017-18
60.	XEN PWD Dn. Suratgarh	PWD	-	6(11)	2017-18
61.	XEN PWD Dn. Tonk	PWD	-	13(14)	2017-18
62.	XEN PWD Dn. Rajgarh (Alwar)	PWD	-	8(14)	2017-18
63.	XEN PWD Dn. I Jaisalmer	PWD	0.77	7(8)	2014-18
64.	XEN PWD City Dn. II Jaipur	PWD	-	8(8)	2017-18
65.	XEN PWD Dn. Navalgarh	PWD	-	9(14)	2017-18
66.	XEN PWD Dn. SMS Medical college Jaipur	PWD	-	6(14)	2017-18
67.	XEN PWD Dn. Khetri	PWD	2.94	7(15)	2017-18
68.	XEN PWD Dn. Sikar	PWD	5.44	9(14)	2017-18
69.	XEN PWD Dn. Jhujhunu	PWD	-	6(15)	2017-18
70.	XEN PWD Dn. Dungarpur	PWD	-	12(11)	2017-18
71.	XEN PWD Dn. Salumber	PWD	0.92	6(7)	2017-18
72.	XEN PWD City Dn. I jaipur	PWD	-	10(14)	2017-18
73.	XEN PWD Construction Dn. Jaipur	PWD	0.33	4(15)	2017-18
74.	XEN PWD Dn. Fatehpur	PWD	-	8(8)	2017-18
75.	XEN PWD Dn. III Jaipur	PWD	3.93	8(7)	2017-18
76.	XEN PWD NH-Dn,Pali	PWD	-	7(7)	2017-18
77.	XEN Khamera canal Dn. Mahi Proj. Banswara	WRD	-	4(17)	2017-18
78.	XEN WRD Anoopgarh Branch Dn. I Shri Vijaynagar	WRD	97.08	7(17)	2017-18
79.	XEN WRD Gangnagar regulation, Dn. Sriganganagar	WRD	-	4(11)	2017-18
80.	XEN WRD Dn. Suratgarh	WRD	4.56	6(13)	2017-18
81.	XEN WRD Dn. Mahi project-I Banswara	WRD	-	7(8)	2017-18
82.	XEN WRD Dn. Rawatsar	WRD	8.67	6(17)	2017-18
83.	XEN WRD Dn. I Hanumangarh	WRD	1.70	7(17)	2017-18
84.	XEN WRD (LMC) Dn. Ghari Partapur Banswara	WRD	-	4(14)	2017-18
85.	XEN WRD Dn. Nohar	WRD	-	7(11)	2017-18
86.	XEN WRD RWSRP Dn. Raisinghnagar	WRD	-	6(17)	2017-18
87.	XEN WRD Jakham Dam Dhariyabad	WRD	-	6(9)	2017-18

S. No.	Name of division	Deptt.	Amount in Lakhs	Para no. of Part-II-B	Period of I.R.
1	2	3	4	5	6
88.	XEN WRD Parwan Project Dn. I Jhalawar	WRD	-	5(8)	2017-18
89.	XEN WRD Parwan Project Dn. II Jhalawar	WRD	0.18	4(8)	2017-18
90.	XEN WRD Dn. Rajsamand	WRD	-	7(7)	2017-18
91.	XEN WRD Dn. Udaipur	WRD	-	7(5)	2017-18
92.	XEN WRD Dn. IV NCP Sanchore	WRD	-	7(10)	2017-18
93.	XEN WRD Dn. III Baran	WRD	-	6(10)	2017-18
94.	XEN WRD Dn. I Baran	WRD	6.31	8(7)	2017-18
95.	XEN WRD Dn. II Chhabra	WRD	0.83	11(10)	2017-18
96.	XEN WRD Dn. Pratapgarh	WRD	7.78	5(9)	2017-18
97.	XEN WRD Medium irrigation project Bhawanimandi Kota	WRD	-	7(14)	2017-18
98.	XEN WRD Dn. Aklera Jhalawar	WRD	38.82	9(12)	2017-18
99.	XEN WRD Jawai Canal Dn. Sumerpur	WRD	2.49	7(14)	2017-18
100.	XEN WRD Dn. Banswara	WRD	3.79	7(16)	2017-18
101.	XEN WRD Dn. Chawali, Jhalawar	WRD	-	8(14)	2017-18
102.	XEN WRD Dn. Jalore	WRD	-	8(9)	2017-18
103.	XEN WRD Dn. Dungarpur	WRD	6.16	7(10)	2017-18
104.	XEN WRD Dn. Jhalawar	WRD	11.77	7(8)	2017-18
105.	XEN WRD Dn. Kota	WRD	-	11(14)	2017-18
106.	XEN WRD Dn. Alwar	WRD	0.30	5(17)	2017-18
107.	XEN WRD Dn. Sawaimadhopur	WRD	31.25	10(8)	2017-18
108.	XEN WRD Dn. II Dholpur	WRD	0.50	7(14)	2017-18
109.	XEN WRD Dn. Karoli	WRD	17.91	6(18)	2017-18
110.	XEN WRD Dn. I Dholpur	WRD	0.50	8(14)	2017-18
111.	XEN WRD Dn. Sikar	WRD	-	9(8)	2017-18
112.	XEN WRD Dn. Tonk	WRD	3.22	6(13)	2017-18
113.	XEN WRD Regulation Dn. I Hanumangarh	WRD	-	7(7)	2017-18
114.	XEN WRD Dn. II Hanumangarh	WRD	5.12	9(7)	2017-18
115.	XEN WRD Dn. Bhikabhai, Sagwara	WRD	0.07	5(8)	2017-18
116.	XEN PWD 20Dn, IGNP, Bikaner	IGNP	88.99	10(17)	2017-18
117.	XEN TMC, IGNP Dn. Mohangarh (Jaisalmer)	IGNP	-	7(11)	2017-18
118.	XEN kolayat lift Dn. IGNP Bikaner	IGNP	1.16	4(17)	2017-18
119.	XEN 10 th Dn. IGNP Taranagar (Churu)	IGNP	27.85	7(16)	2017-18
120.	XEN Gang Canal, OFD Dn. III Suratgarh	CAD	14.47	4(17)	2014-18
121.	XEN Gang Canal, OFD Dn. I Srivijaynagar (Hanumangarh)	CAD	39.56	5(16)	2013-18
122.	XEN Gang Canal, OFD Dn. VII Sriganganagar	CAD	-	6(16)	2013-18
123.	XEN LMC Dn. I CAD Kota	CAD	3.59	7(16)	2015-18
124.	XEN PHED Dn. Jhalawar	PHED	23.49	10(vii)	4/16 to 3/18
125.	XEN PHED Project Div. Baran	PHED	0	6(vii)	4/16 to 3/18
126.	XEN PHED Dn. Baran	PHED	28.86	11(x)	4/15 to 3/18
127.	XEN PHED Distt. Dn. Kota	PHED	82.58	9(vii)	4/15 to 3/18

S. No.	Name of division	Deptt.	Amount in Lakhs	Para no. of Part-II-B	Period of I.R.
1	2	3	4	5	6
128.	XEN PHED Dn. Ramganjmandi (Kota)	PHED	42.00	11(vii)	4/16 to 3/18
129.	XEN PHED Distt. Dn. Jaisalmer	PHED	3.50	10(xiv)	4/16 to 3/17
130.	XEN PHED Dn. III (South) MIstri Khana (Jaipur)	PHED	0.12	8(vii)	2/14 to 3/18
131.	XEN PHED Distt. (Rural) Dn. I Jaipur	PHED	0.21	8(xii)	4/16 to 3/18
132.	XEN PHED City Dn. I (North)Jaipur	PHED	0.43	8 (vii)	4/15 to 3/18
133.	XEN PHED Distt.(Rural) Dn. II Jaipur	PHED	241.16	11 (xiv)	4/16 to 3/18
134.	XEN PHED Dn. Mahua	PHED	5.97	12 (xi)	4/16 to 3/18
135.	XEN PHED Dn. Dausa	PHED	126.66	12(xi)	4/16 to 3/18
136.	XEN PHED Dn. Neem Ka Thana (Sikar)	PHED	0.55	12(x)	4/16 to 3/18
137.	XEN PHED DRILLING Dn. Jaipur	PHED	2.31	9(xii)	4/15 to 3/18
138.	XEN PHED Dn. Sikar	PHED	0.38	11(ii)	4/16 to 3/18

ABSTRACT

Name of Deptt.	No. of Units	Amount (in lakhs)
PWD	76	716.04
WRD	39	249.01
IGNP	04	118.00
CAD	04	57.62
PHED	15	558.22
Total	138	1698.89

Annexure-J

Statement showing defects noticed in Register of PW Deposits

Categories of defects:

1. More than three years old deposits were not transferred to lapsed deposits.
2. Minus balances were appearing.
3. Opening balances were not attested.
4. Registers were not maintained up-to date.

Sr. No.	Name of division	Deptt.	Amount in Lakhs	Para no. of Part-II-B	Period of I.R.	Category of defects
1	2	3	4	5	6	7
1.	XEN PWD Dn. Malpura (Tonk)	PWD	1097.01	7(6)	2017-18	1
2.	XEN PWD Dn. Kuchaman City (Nagaur)	PWD	264.01	8(7)	2017-18	1
3.	XEN PWD Dn. Kekdi (Ajmer)	PWD	145.81	6(15)	2017-18	1
4.	XEN PWD Dn. Deedwana (Nagaur)	PWD	-	-	2017-18	1
5.	XEN PWD Dn. Degana (Nagaur)	PWD	714.27	8(7)	2017-18	1
6.	XEN PWD Dn. Parbatsar (Nagaur)	PWD	862.29	5(7)	2017-18	1
7.	XEN PWD Dn. Nagaur	PWD	769.58	5(14)	2017-18	1
8.	XEN PWD Dn. Merta City (Nagaur)	PWD	703.13	5(15)	2017-18	1
9.	XEN PWD Dn. Mandalgarh (Bhilwara)	PWD	332.60	6(12)	2017-18	1
10.	XEN PWD Dn. Chomella	PWD	938.30	8(12)	2017-18	1
11.	XEN PWD Dn. I-Sawaimadhopur	PWD	-	7(16)	2017-18	1
12.	XEN PWDDn. Sapotara	PWD	832.01	8(15)	2017-18	1
13.	XEN PWDDn. Hindaun City	PWD	142.66	8(8)	2017-18	1
14.	XEN PWD Dn. I Bharatpur	PWD	1117.39	7(7)	2017-18	1
15.	XEN PWD Dn. Bayana	PWD	198.71	8(15)	2017-18	1
16.	XEN PWD Dn. Beawar (Ajmer)	PWD	616.66	7(14)	2017-18	1
17.	XEN PWD Dn. I Bhilwara	PWD	1897.03	6(12)	2017-18	1
18.	XEN PWD Dn. Ajmer	PWD	2263.2	9(11)	2017-18	1
19.	XEN PWD Dn. I Barmer	PWD	110.23	6(16)	2017-18	1
20.	XEN PWDDn. Gangapur city	PWD	425.29	7(9)	2017-18	1
21.	XEN PWDDn. Sapotra Karauli	PWD	635.77	5(15)	2017-18	1
22.	XEN PWD Dn. I Alwar	PWD	167.5	8(14)	2017-18	1
23.	XEN PWD Mechanical Dn. Jaipur	PWD	4.03	2(10)	2017-18	1
24.	XEN PWD Dn. Shahpura Jaipur	PWD	1097	7(6b)	2017-18	1
25.	XEN PWD Dn. II Alwar	PWD	530.52	13(16)	2017-18	1
26.	XEN PWD Dn. Fulera	PWD	844.03	7(6)	2017-18	1
27.	XEN PWD Dn. Balotra Barmer	PWD	790.14	6(9)	2017-18	1
28.	XEN PWD Dn. Dausa	PWD	1285.98	8(10)	2017-18	1

Sr. No.	Name of division	Deptt.	Amount in Lakhs	Para no. of Part-II-B	Period of I.R.	Category of defects
1	2	3	4	5	6	7
29.	XEN PWD Dn. Bikaner	PWD	1068.80	7(12)	2017-18	1
30.	XEN PWD NH Dn. Kota	PWD	82.96	7(9)	2017-18	1
31.	XEN PWD Dn. Sangod (Kota)	PWD	897.46	9(6)	2017-18	1
32.	XEN PWD Dn. Itawa (Kota)	PWD	756.26	9(17)	2017-18	1
33.	XEN PWD Dn. Anoopgarh	PWD	646.85	8(12)	2017-18	1
34.	XEN PWD City Dn. Kota	PWD	1282.10	7(8)	2017-18	1
35.	XEN PWD Dn. Ratangarh (Churu)	PWD	970.56	6(16)	2017-18	1
36.	XEN PWD Dn. Nohar	PWD	685.11	9(7)	2017-18	1
37.	XEN PWD Dn. Chhabra (Baran)	PWD	1116.05	8(16)	2017-18	1
38.	XEN PWD Dn. Shahbad (Baran)	PWD	2920.90	9(9)	2017-18	1
39.	XEN PWD Dn. Khanpur (Jhalawar)	PWD	623.77	10(10)	2017-18	1
40.	XEN PWD Dn. Garhi (Banswara)	PWD	621.62	6(18)	2017-18	1
41.	XEN PWD Dn. III Pratapgarh	PWD	908.01	10(6)	2017-18	1
42.	XEN PWD Dn. Dhariyawad	PWD	556.70	5(12)	2017-18	1
43.	XEN PWD Dn. Nimbahera	PWD	2664.8	7(14)	2017-18	1
44.	XEN PWD City Dn. Udaipur	PWD	2673.24	5(16)	2017-18	1
45.	XEN PWD City Dn. Rajsamand	PWD	2993.1	5(17)	2017-18	1
46.	XEN PWD City Dn. Ballabhnagar	PWD	7420.76	7(12)	2017-18	1
47.	XEN PWD City Dn. Khairwara	PWD	2109.32	7(15)	2017-18	1
48.	XEN PWD City Dn. Begun	PWD	321.37	7(8)	2017-18	1
49.	XEN PWD City Dn. Simalwara	PWD	734.01	8(15)	2017-18	1
50.	XEN PWD Dn. Bari	PWD	1732.59	9(11)	2017-18	1
51.	XEN PWD Dn. Abu road	PWD	332.30	7(14)	2017-18	1
52.	XEN PWD Dn. I Banswara	PWD	922.82	8(17)	2017-18	1
53.	XEN PWD Dn. Chittorgarh	PWD	2418.60	9(18)	2017-18	1
54.	XEN PWD Dn. Bhinmal	PWD	342.38	7(11)	2017-18	1
55.	XEN PWD Dn. II Sawaimadhopur	PWD	513.35	6(15)	2017-18	1
56.	XEN PWD Dn. Sirohi	PWD	1231.52	6(16)	2017-18	1
57.	XEN PWD Dn. Bhawanimandi	PWD	3205.51	7(14)	2017-18	1
58.	XEN PWD Dn. Baran	PWD	2890.98	7(9)	2017-18	1
59.	XEN PWD Dn. Ramganjmandi	PWD	293.65	7(15)	2017-18	1
60.	XEN PWD Dn. Suratgarh	PWD	708.96	6(12)	2017-18	1
61.	XEN PWD Dn. Tonk	PWD	1244.00	13(12)	2017-18	1
62.	XEN PWD City Dn. Jodhpur	PWD	1659.00	5(16)	2017-18	1
63.	XEN PWD Dn. Rajgarh (Alwar)	PWD	1062.39	8(11)	2017-18	1
64.	XEN PWD Dn. I Jaisalmer	PWD	1601.00	7(9)	2014-18	1
65.	XEN PWD City Dn. II Jaipur	PWD	14802.14	8(9)	2017-18	1
66.	XEN PWD Dn. Navalgarh	PWD	606.00	9(15)	2017-18	1

Sr. No.	Name of division	Deptt.	Amount in Lakhs	Para no. of Part-II-B	Period of I.R.	Category of defects
1	2	3	4	5	6	7
67.	XEN PWD Dn. SMS Medical college Jaipur	PWD	496.18	6(6)	2017-18	1
68.	XEN PWD Dn. Khetri	PWD	854	7(18)	2017-18	1
69.	XEN PWD Dn. Sikar	PWD	1083.8	9(15)	2017-18	1
70.	XEN PWD Dn. Jhujhunu	PWD	1249.83	6(16)	2017-18	1
71.	XEN PWD Dn. Dungarpur	PWD	1162.08	12(15)	2017-18	1
72.	XEN PWD Dn. Salumber	PWD	1505.20	6(16)	2017-18	1
73.	XEN PWD City Dn. I jaipur	PWD	738.43	10(6)	2017-18	1
74.	XEN PWD Construction Dn. Jaipur	PWD	589.89	4(18)	2017-18	1
75.	XEN PWD Dn. Fatehpur	PWD	604.87	8(16)	2017-18	1
76.	XEN PWD Dn. III Jaipur	PWD	1144.22	8(16)	2017-18	1
77.	XEN PWD NH-Dn,Pali	PWD	140.91	7(16)	2017-18	1
78.	XEN Khamera canal Dn. Mahi Proj. Banswara	WRD	83.09	4(18)	2017-18	1
79.	XEN WRD Anoopgarh Branch Dn. I Shri Vijaynagar	WRD	749.74	7(18)	2017-18	1
80.	XEN WRD Gangnagar regulation, Dn. Sriganganagar	WRD	3.80	4(20)	2017-18	1
81.	XEN WRD Dn. Suratgarh	WRD	375.00	6(11)	2017-18	1
82.	XEN WRD Dn. Mahi project-I Banswara	WRD	722.61	7(14)	2017-18	1
83.	XEN WRD Dn. Rawatsar	WRD	503.57	6(18)	2017-18	1
84.	XEN WRD Dn. I Hanumangarh	WRD	30.83	7(18)	2017-18	1
85.	XEN WRD (LMC) Dn. Ghari Partapur Banswara	WRD	600.62	4(6)	2017-18	1
86.	XEN WRD Dn. Nohar	WRD	41.34	7(15)	2017-18	1
87.	XEN WRD RWSRP Dn. Raisinghnagar	WRD	293.18	6(18)	2017-18	1
88.	XEN WRD Jakham Dam Dhariyabad	WRD	575.09	6(10)	2017-18	1
89.	XEN WRD Parwan Project Dn. I Jhalawar	WRD	399.39	5(13)	2017-18	1
90.	XEN WRD Parwan Project Dn. II Jhalawar	WRD	4.42	4(13)	2017-18	1
91.	XEN WRD Dn. Rajsamand	WRD	361.37	7(10)	2017-18	1
92.	XEN WRD Dn. Udaipur	WRD	1026.45	7(4)	2017-18	1
93.	XEN WRD Dn. IV NCP Sanchore	WRD	52.01	7(11)	2017-18	3
94.	XEN WRD Dn. III Baran	WRD	446.58	6(11)	2017-18	1
95.	XEN WRD Dn. I Baran	WRD	466.07	8(10)	2017-18	1
96.	XEN WRD Dn. II Chhabra	WRD	361.32	11(9)	2017-18	1
97.	XEN WRD Dn. Pratapgarh	WRD	1182.02	5(13)	2017-18	1

Sr. No.	Name of division	Deptt.	Amount in Lakhs	Para no. of Part-II-B	Period of I.R.	Category of defects
1	2	3	4	5	6	7
98.	XEN WRD Medium irrigation project Bhawanimandi Kota	WRD	1074.99	7(6)	2017-18	1
99.	XEN WRD Dn. Aklera Jhalawar	WRD	7402.88	9(13)	2017-18	1
100.	XEN WRD Jawai Canal Dn. Sumerpur	WRD	501.02	7(17)	2017-18	1
101.	XEN WRD Dn. Banswara	WRD	738.51	7(17)	2017-18	1
102.	XEN WRD Dn. Chawali, Jhalawar	WRD	3221.30	8(6)	2017-18	1
103.	XEN WRD Dn. Jalore	WRD	851.09	8(18)	2017-18	1
104.	XEN WRD Dn. Dungarpur	WRD	402.98	7(11)	2017-18	1
105.	XEN WRD Dn. Jhalawar	WRD	785.06	7(13)	2017-18	1
106.	XEN WRD Dn. Kota	WRD	509.03	11(5)	2017-18	1
107.	XEN WRD Jawai Canal Dn. Sumerpur	WRD	380.52	7(17)	2017-18	1
108.	XEN WRD Dn. Alwar	WRD	175.53	5(18)	2017-18	1
109.	XEN WRD Dn. Sawaimadhopur	WRD	708.94	10(7)	2017-18	1
110.	XEN WRD Dn. II Dholpur	WRD	16.58	7(6)	2017-18	1
111.	XEN WRD Dn. Karoli	WRD	472.45	6(19)	2017-18	1
112.	XEN WRD Dn. I Dholpur	WRD	1287.64	8(6)	2017-18	1
113.	XEN WRD Dn. Sikar	WRD	74.67	9(9)	2017-18	1
114.	XEN WRD Dn. Tonk	WRD	507.95	6(12)	2017-18	
115.	XEN WRD Regulation Dn. I Hanumangarh	WRD	83.93	7(16)	2017-18	1
116.	XEN WRD Dn. II Hanumangarh	WRD	596.38	9(15)	2017-18	1
117.	XEN WRD Dn. Bhikabhai, Sagwara	WRD	258.81	5(7)	2017-18	1
118.	XEN, 20Dn, IGNP, Bikaner	IGNP	844.64	10(18)	2017-18	1
119.	XEN TMC, IGNP Dn. Mohangarh (Jaisalmer)	IGNP	171.09	7(15)	2017-18	1
120.	XEN kolayat lift Dn. IGNP Bikaner	IGNP	484.84	4(18)	2017-18	1
121.	XEN 10 th Dn. IGNP Taranagar (Churu)	IGNP	474.47	7(17)	2017-18	1
122.	XEN Gang Canal, OFD Dn. III Suratgarh	CAD	656.18	5(17)	2014-18	1
123.	XEN Gang Canal, OFD Dn. I Srivijaynagar Hanumangarh	CAD	473.16	5(17)	2013-18	1
124.	XEN Gang Canal, OFD Dn. VII Sriganganagar	CAD	289.86	6(17)	2013-18	1
125.	XEN LMC Dn. I CAD Kota	CAD	1197.48	7(17)	2015-18	1
126.	XEN PHED Dn. Jhalawar	PHED	484.24	10(iii)	4/16 to 3/18	1

Sr. No.	Name of division	Deptt.	Amount in Lakhs	Para no. of Part-II-B	Period of I.R.	Category of defects
1	2	3	4	5	6	7
127.	XEN PHED PRO. Div-I Jhalawar	PHED	2118.21	3(viii)	4/16 to 3/18	1
128.	XEN PHED PRO. Div-II Jhalawar	PHED	463.43	2(viii)	4/15 to 3/18	1
129.	XEN PHED Project Div. Baran	PHED	155.11	6(viii)	4/16 to 3/18	1
130.	XEN PHED NAGAR Dn. I Kota	PHED	682.94	6(viii)	4/15 to 3/18	1
131.	XEN PHED Dn. Baran	PHED	350.73	11(xi)	4/15 to 3/18	1
132.	XEN PHED Dn. Chhabra (Baran)	PHED	288.63	7(xi)	4/16 to 3/18	1
133.	XEN PHED Distt. Dn. Kota	PHED	211.86	9(viii)	4/15 to 3/18	1
134.	XEN PHED PRO. Dn. Bhawanimandi Jhalawar	PHED	134.38	4 (viii)	4/16 to 3/18	1
135.	XEN PHED Dn. Bundi	PHED	298.49	9 (xi)	4/16 to 3/18	1
136.	XEN PHED PRO Dn. Bundi	PHED	132.21	5 (viii)	4/16 to 3/18	1
137.	XEN PHED PRO Dn. I Kota	PHED	5.89	3 (viii)	4/16 to 3/18	1
138.	XEN PHED Dn. Lakheri	PHED	171.65	11(viii)	4/14 to 3/18	1
139.	XEN PHED City Dn. II Kota	PHED	206.74	7(viii)	4/14 to 3/18	1
140.	XEN PHED Dn. Bhawanimandi	PHED	96.12	7(viii)	2/14 to 3/18	1
141.	XEN PHED PRO. Dn. TONK	PHED	1209.05	5(viii)	3/08 to 3/18	1
142.	XEN PHED Dn. Ramganjmandi (Kota)	PHED	476.14	11(viii)	4/16 to 3/18	1
143.	XEN PHED PRO. Dn. Niwai	PHED	1789.56	11(viii)	10/07 to 3/18	1
144.	XEN PHED City Dn. III Jaipur(South)	PHED	1404.11	9(xiii)	4/14 to 3/18	1
145.	XEN PHED Distt. Dn. Jaisalmer	PHED	623.99	10(xv)	4/16 to 3/17	1
146.	XEN PHED PRO. Dn. II Jaipur	PHED	604.15	3(viii)	4/16 to 3/18	1
147.	XEN PHED Dn. III (South) MIstri Khana (Jaipur)	PHED	264.82	8(viii)	2/14 to 3/18	1
148.	XEN PHED Dn. Bassi (Jaipur)	PHED	565.08	2 (viii)	7/14 to 3/18	1
149.	XEN PHED PRO. Dn. SAMBHAR	PHED	1897.64	2 (viii)	9/13 to 3/18	1
150.	XEN PHED Distt. (Rural) Dn. I Jaipur	PHED	13169.04	8(xiii)	4/16 to 3/18	4
151.	XEN PHED PRO. Dn. I Mansarovar (Jaipur)	PHED	7722.36	5(xi)	4/15 to 3/18	1
152.	XEN PHED City Dn. I (North)Jaipur	PHED	300.39	8 (viii)	4/15 to 3/18	1
153.	XEN PHED Distt. Dn. I Jhunjhunu	PHED	355.88	7(xi)	4/14 to 3/18	1
154.	XEN PHED PRO. Dn. Phagi (Jaipur)	PHED	208.25	7(viii)	2/14 to 3/18	1
155.	XEN PHED Distt.(Rural) Dn. II Jaipur	PHED	643.12	11 (xiii)	4/16 to 3/18	1
156.	XEN PHED Dn. Shahpura (Jaipur)	PHED	299.63	9(a) (xi)	STARTING to 3/18	1
157.	XEN PHED Dn. Mahua	PHED	205.89	12 (vi)	4/16 to 3/18	1
158.	XEN PHED City Dn. II Jyoti Nagar (Jaipur)	PHED	132.88	12 (xi)	4/15 to 3/18	1
159.	XEN PHED Dn. Dausa	PHED	1660.19	12(vi)	4/16 to 3/18	1

Sr. No.	Name of division	Deptt.	Amount in Lakhs	Para no. of Part-II-B	Period of I.R.	Category of defects
1	2	3	4	5	6	7
160.	XEN PHED City Dn. Jhunjhunu	PHED	318.75	14 (xi)	4/16 to 3/18	4
161.	XEN PHED Dn. Neem Ka Thana (Sikar)	PHED	591.67	12(xi)	4/16 to 3/18	1
162.	XEN PHED DRILLING Dn. Jaipur	PHED	127.94	9(xiii)	4/15 to 3/18	1
163.	XEN PHED Dn. Sikar	PHED	779.53	11(ii)	4/16 to 3/18	1
164.	XEN PHED PRO.Dn. Dudu	PHED	5849.97	7(viii)	4/16 to 3/18	1
165.	XEN PHED DRILLING Dn. ALWAR	PHED	14.25	6(x)	4/14 to 3/18	1
166.	XEN PHED DRILLING Dn. Pali	PHED	7.81	6(viii)	4/15 to 3/18	1
167.	XEN PHED &HP Dn. Udaipur	PHED	18.06	8	4/15 to 3/18	1
			20.07	9(ii)	4/15 to 3/18	1
168.	XEN PHED PRO. Dn. I Pratap Nagar (Jaipur)	PHED	116.93	3(viii)	4/14 to 3/18	1
169.	XEN PHED Dn. Khetri	PHED	969.76	10 (xi)	4/16 to 3/18	1
170.	XEN PHED DRILLING Dn. Jodhpur	PHED	39.80	9(xi)	4/14 to 3/18	1

ABSTRACT

Name of Deptt.	No. of Units	Amount (in lakhs)
PWD	77	95975.50
WRD	40	28328.76
IGNP	04	1975.04
CAD	04	2616.68
PHED	45	48187.34
Total	170	177083.32

Annexure-K

Statement showing names of divisions where balances of Stock Purchased Register (Purchase) lying pending for adjustment and defective maintenance of Register

Category of defects:

- 1 Postings were not updated.
- 2 Balances carried forward were not attested.
- 3 Registers were not reviewed by Divisional office.
- 4 Registers were not maintained up-to date.

Sr. No.	Name of division	Deptt.	Amount in Lakhs	Para no. of Part-II-B	Period of I.R.	Category of defects
1	2	3	4	5	6	7
1.	XEN PWD Dn. Malpura (Tonk)	PWD	-	7(9)	2017-18	4
2.	XEN PWD Dn. Kekdi (Ajmer)	PWD	-	6(10)	2017-18	4
3.	XEN PWD Dn. Merta City (Nagaur)	PWD	-	4(4)	2017-18	4
4.	XEN PWDDn. Hindaun City	PWD	-	8(10)	2017-18	4
5.	XEN Project Dn. III Jodhpur	PHED	0	7(9)	4/16 to 3/17	4

ABSTRACT

Name of Deptt.	No. of Units	Amount (in lakhs)
PWD	04	-
WRD	-	-
IGNP	-	-
CAD	-	-
PHED	01	-
Total	05	-

Annexure-L

Statement showing amount of Cash Settlement Suspense Account

Category of defects:

1. O- Originating.
2. R- Responding.
3. N-Not Maintained.

Sr. No.	Name of division	Deptt.	Amount in Lakhs	Para no. of Part-II-B	Period of I.R.	Category of defects
1	2	3	4	5	6	7
1.	XEN PWD Dn. Malpura (Tonk)	PWD	-	7(10)	2017-18	1
2.	XEN PWD Dn. Kuchaman City (Nagaur)	PWD	-	8(11)	2017-18	1
3.	XEN PWD Dn. Kekdi (Ajmer)	PWD	-	6(11)	2017-18	1
4.	XEN PWD Dn. Deedwana (Nagaur)	PWD	-	6(13)	2017-18	1
5.	XEN PWD Dn. Degana (Nagaur)	PWD	-	8(10)	2017-18	1
6.	XEN PWD Dn. Parbatsar (Nagaur)	PWD	-	5(11)	2017-18	1
7.	XEN PWD Dn. Nagaur	PWD	-	5(16)	2017-18	1
8.	XEN PWD Dn. Merta City (Nagaur)	PWD	-	5(7)	2017-18	1
9.	XEN PWD Dn. Mandalgarh (Bhilwara)	PWD	-	6(14)	2017-18	1
10.	XEN PWD Dn. Chomella	PWD	-	8(14)	2017-18	1
11.	XEN PWD Dn. Aklera Jhalawar	PWD	-	11(13)	2017-18	1
12.	XEN PWD Dn. I-Sawaimadhapur	PWD	-	9(12)	2017-18	1
13.	XEN PWDDn. Sapotara	PWD	-	8(11)	2017-18	1
14.	XEN PWDDn. Hindaun City	PWD	-	8(9)	2017-18	1
15.	XEN PWD Dn. I Bharatpur	PWD	-	7(11)	2017-18	1
16.	XEN PWD Dn. Bayana	PWD	-	8(11)	2017-18	1
17.	XEN PWD Dn. Beawar (Ajmer)	PWD	-	7(10)	2017-18	1
18.	XEN PWD Dn. I Bhilwara	PWD	-	6(14)	2017-18	1
19.	XEN PWD Dn. Ajmer	PWD	-	9(10)	2017-18	1
20.	XEN PWD Dn. I Barmer	PWD	-	6(13)	2017-18	1
21.	XEN PWD NH Dn. Barmer	PWD	-	6(12)	2017-18	1
22.	XEN PWD Dn. Balotra Barmer	PWD	-	5(13)	2017-18	1
23.	XEN PWD Mechanical Dn. Jaipur	PWD	-	2(7)	2017-18	1
24.	XEN PWD Dn. Shahpura Jaipur	PWD	-	7(10)	2017-18	1
25.	XEN PWD NH Dn. I Jaipur	PWD	-	7(16)	2017-18	1
26.	XEN PWD Sikandara (Dausa)	PWD	-	10(9)	2017-18	1
27.	XEN PWD Dn. II Alwar	PWD	-	10(10)	2017-18	1
28.	XEN PWD Dn. Fulera	PWD	-	7(10)	2017-18	1
29.	XEN PWD Dn. Balotra	PWD	-	6(12)	2017-18	1
30.	XEN PWD Dn. Dausa	PWD	-	8(12)	2017-18	1
31.	XEN PWD Dn. Bikaner	PWD	-	7(16)	2017-18	1
32.	XEN PWD NH Dn. Kota	PWD	-	7(11)	2017-18	1
33.	XEN PWD Dn. Sangod (Kota)	PWD	-	9(10)	2017-18	1
34.	XEN PWD Dn. Itawa (Kota)	PWD	-	9(9)	2017-18	1
35.	XEN PWD Dn. Anoopgarh	PWD	-	8(18)	2017-18	1

Sr. No.	Name of division	Deptt.	Amount in Lakhs	Para no. of Part-II-B	Period of I.R.	Category of defects
1	2	3	4	5	6	7
36.	XEN PWD City Dn. Kota	PWD	-	7(12)	2017-18	1
37.	XEN PWD Dn. Ratangarh (Churu)	PWD	-	6(7)	2017-18	1
38.	XEN PWD Dn. Nohar	PWD	-	9(12)	2017-18	1
39.	XEN PWD Dn. Chhabra (Baran)	PWD	-	8(13)	2017-18	1
40.	XEN PWD Dn. Shahbad (Baran)	PWD	-	9(11)	2017-18	1
41.	XEN PWD Dn. Khanpur (Jhalawar)	PWD	-	10(13)	2017-18	1
42.	XEN PWD Dn. Garhi (Banswara)	PWD	-	6(12)	2017-18	1
43.	XEN PWD Dn. III Pratapgarh	PWD	-	10(10)	2017-18	1
44.	XEN PWD Dn. Dhariyawad	PWD	-	5(14)	2017-18	1
45.	XEN PWD Dn. Nimbaheera	PWD	-	7(10)	2017-18	1
46.	XEN PWD City Dn. Udaipur	PWD	-	5(13)	2017-18	1
47.	XEN PWD City Dn. Rajsamand	PWD	-	5(10)	2017-18	1
48.	XEN PWD City Dn. Ballabhnagar	PWD	-	6(11)	2017-18	1
49.	XEN PWD City Dn. Khairwara	PWD	-	7(13)	2017-18	1
50.	XEN PWD City Dn. Begun	PWD	-	7(14)	2017-18	1
51.	XEN PWD City Dn. Simalwara	PWD	-	8(13)	2017-18	1
52.	XEN PWD Dn. Bari	PWD	-	8(10)	2017-18	1
53.	XEN PWD Dn. Abu road	PWD	-	7(11)	2017-18	1
54.	XEN PWD Dn. I Banswara	PWD	-	8(12)	2017-18	1
55.	XEN PWD Dn. Chittorgarh	PWD	-	9(9)	2017-18	1
56.	XEN PWD Dn. Bhinmal	PWD	-	7(9)	2017-18	1
57.	XEN PWD Dn. II Sawaimadhapur	PWD	-	6(10)	2017-18	1
58.	XEN PWD Dn. Sirohi	PWD	-	6(13)	2017-18	1
59.	XEN PWD Dn. Bhawanimandi	PWD	-	7(12)	2017-18	1
60.	XEN PWD Dn. Baran	PWD	-	7(11)	2017-18	1
61.	XEN PWD Dn. Ramganjmandi	PWD	-	7(11)	2017-18	1
62.	XEN PWD Dn. Suratgarh	PWD	-	6(15)	2017-18	1
63.	XEN PWD Dn. Tonk	PWD	-	13(16)	2017-18	1
64.	XEN PWD City Dn. Jodhpur	PWD	-	5(6)	2017-18	1
65.	XEN PWD Dn. Rajgarh (Alwar)	PWD	-	8(16)	2017-18	1
66.	XEN PWD Dn. I Jaisalmer	PWD	-	7(13)	2014-18	1
67.	XEN PWD City Dn. II Jaipur	PWD	-	8(10)	2017-18	1
68.	XEN PWD Dn. Navalgarh	PWD	-	9(7)	2017-18	1
69.	XEN PWD Dn. SMS Medical college Jaipur	PWD	-	6(10)	2017-18	1
70.	XEN PWD Dn. Khetri	PWD	-	7(11)	2017-18	1
71.	XEN PWD Dn. Sikar	PWD	-	9(7)	2017-18	1
72.	XEN PWD Dn. Jhujhunu	PWD	-	6(7)	2017-18	1
73.	XEN PWD Dn. Dungarpur	PWD	-	12(13)	2017-18	1
74.	XEN PWD Dn. Salumber	PWD	-	6(13)	2017-18	1
75.	XEN PWD City Dn. I jaipur	PWD	-	10(10)	2017-18	1
76.	XEN PWD Construction Dn. Jaipur	PWD	-	4(11)	2017-18	1
77.	XEN PWD Dn. Fatehpur	PWD	-	6(15)	2017-18	1
78.	XEN PWD Dn. III Jaipur	PWD	-	8(13)	2017-18	1
79.	XEN PWD NH-Dn,Pali	PWD	-	7(13)	2017-18	1
80.	XEN Khamera canal Dn. Mahi Proj. Banswara	WRD	-	4(9)	2017-18	1
81.	XEN WRD Anoopgarh Branch Dn. I Shri Vijaynagar	WRD	-	7(9)	2017-18	1

Sr. No.	Name of division	Deptt.	Amount in Lakhs	Para no. of Part-II-B	Period of I.R.	Category of defects
1	2	3	4	5	6	7
82.	XEN WRD Gangnagar regulation, Dn. Sriganganagar	WRD	-	4(15)	2017-18	1
83.	XEN WRD Dn. Suratgarh	WRD	-	6(10)	2017-18	1
84.	XEN WRD Dn. Mahi project-I Banswara	WRD	-	7(12)	2017-18	1
85.	XEN WRD Dn. Rawatsar	WRD	-	6(9)	2017-18	1
86.	XEN WRD Dn. I Hanumangarh	WRD	-	7(9)	2017-18	1
87.	XEN WRD (LMC) Dn. Ghari Partapur Banswara	WRD	-	4(10)	2017-18	1
88.	XEN WRD Dn. Nohar	WRD	-	7(13)	2017-18	1
89.	XEN WRD RWSRP Dn. Raisinghnagar	WRD	-	6(9)	2017-18	1
90.	XEN WRD Jakham Dam Dhariyabad	WRD	-	6(12)	2017-18	1
91.	XEN WRD Parwan Project Dn. I Jhalawar	WRD	-	5(10)	2013-18	1
92.	XEN WRD Parwan Project Dn. II Jhalawar	WRD	-	4(10)	2013-18	1
93.	XEN WRD Dn. Rajsamand	WRD	-	7(11)	2017-18	1
94.	XEN WRD Dn. Udaipur	WRD	-	7(10)	2017-18	1
95.	XEN WRD Dn. IV NCP Sanchore	WRD	-	7(9)	2017-18	1
96.	XEN WRD Dn. III Baran	WRD	-	6(13)	2017-18	1
97.	XEN WRD Dn. I Baran	WRD	-	8(11)	2017-18	1
98.	XEN WRD Dn. II Chhabra	WRD	-	11(13)	2017-18	1
99.	XEN WRD Dn. Pratappgarh	WRD	-	5(14)	2017-18	1
100.	XEN WRD Medium irrigation project Bhawanimandi Kota	WRD	-	7(10)	2017-18	1
101.	XEN WRD Dn. Aklera Jhalawar	WRD	-	9(9)	2017-18	1
102.	XEN WRD Jawai Canal Dn. Sumerpur	WRD	-	7(9)	2017-18	1
103.	XEN WRD Dn. Banswara	WRD	-	7(9)	2017-18	1
104.	XEN WRD Dn. Chawali, Jhalawar	WRD	-	8(10)	2017-18	1
105.	XEN WRD Dn. Jalore	WRD	-	8(11)	2017-18	1
106.	XEN WRD Dn. Dungarpur	WRD	-	7(13)	2017-18	1
107.	XEN WRD Dn. Jhalawar	WRD	-	7(10)	2017-18	1
108.	XEN WRD Dn. Kota	WRD	-	11(9)	2017-18	1
109.	XEN WRD Dn. Alwar	WRD	-	5(9)	2017-18	1
110.	XEN WRD Dn. II Dholpur	WRD	-	7(10)	2017-18	1
111.	XEN WRD Dn. Karoli	WRD	-	6(9)	2017-18	1
112.	XEN WRD Dn. I Dholpur	WRD	-	8(10)	2017-18	1
113.	XEN WRD Dn. Sikar	WRD	-	9(11)	2017-18	1
114.	XEN WRD Dn. Tonk	WRD	-	6(10)	2017-18	1
115.	XEN WRD Dn. Bhikabhai, Sagwara	WRD	-	5(13)	2017-18	1
116.	XEN PWD 20Dn, IGNP, Bikaner	IGNP	-	10(9)	2017-18	1
117.	XEN TMC, IGNP Dn. Mohangarh (Jaisalmer)	IGNP	-	7(13)	2017-18	1
118.	XEN kolayat lift Dn. IGNP Bikaner	IGNP	-	4(9)	2017-18	1
119.	XEN 10 th Dn. IGNP Taranagar (Churu)	IGNP	-	7(8)	2017-18	1

Sr. No.	Name of division	Deptt.	Amount in Lakhs	Para no. of Part-II-B	Period of I.R.	Category of defects
1	2	3	4	5	6	7
120.	XEN Gang Canal, OFD Dn. III Suratgarh	CAD	-	4(9)	2014-18	1
121.	XEN Gang Canal, OFD Dn. I Srivijaynagar Hanumangarh	CAD	-	5(8)	2013-18	1
122.	XEN Gang Canal, OFD Dn. VII GangCanal Sriganganagar	CAD	-	6(8)	2013-18	1
123.	XEN LMC Dn. I CAD Kota	CAD	-	7(8)	2015-18	1

ABSTRACT

Name of Deptt.	No. of Units	Amount (in lakhs)
PWD	79	-
WRD	36	-
IGNP	04	-
CAD	04	-
PHED	-	-
Total	123	-

Annexure-M

Statement showing names of divisions where defects were noticed in maintenance of Register of Land and Building

Categories of defects:

- 1 Register was not maintained.
- 2 Register was not maintained properly.

Sr. No.	Name of division	Deptt.	Para no. of Part-II-B	Period of I.R.	Category of defects
1	2	3	4	5	6
1.	XEN PWD Dn. Malpura (Tonk)	PWD	7(13)	2017-18	1
2.	XEN PWD Dn. Kuchaman City (Nagaur)	PWD	8(15)	2017-18	1
3.	XEN PWD Dn. Deedwana (Nagaur)	PWD	6(11)	2017-18	1
4.	XEN PWD Dn. Degana (Nagaur)	PWD	8(15)	2017-18	1
5.	XEN PWD Dn. Parbatsar (Nagaur)	PWD	5(15)	2017-18	1
6.	XEN PWD Dn. Nagaur	PWD	5(13)	2017-18	1
7.	XEN PWD Dn. Merta City (Nagaur)	PWD	5(16)	2017-18	1
8.	XEN PWD Dn. Merta City (Nagaur)	PWD	6(11)	2017-18	1
9.	XEN PWD Dn. Chomella	PWD	8(11)	2017-18	1
10.	XEN PWD Dn. Aklera (Jhalawar)	PWD	11(11)	2017-18	1
11.	XEN PWDDn. Sapotara	PWD	8(16)	2017-18	1
12.	XEN PWD Dn. I Bharatpur	PWD	7(15)	2017-18	1
13.	XEN PWD Dn. Bayana	PWD	8(9)	2017-18	1
14.	XEN PWD Dn. Beawar (Ajmer)	PWD	7(12)	2017-18	1
15.	XEN PWD Dn. I Bhilwara	PWD	6(11)	2017-18	1
16.	XEN PWD Dn. Ajmer	PWD	9(14)	2017-18	1
17.	XEN PWD Dn. I Barmer	PWD	6(11)	2017-18	1
18.	XEN PWD Mechanical Dn. Jaipur	PWD	2(16)	2017-18	1
19.	XEN PWD Dn. Shahpura Jaipur	PWD	7(13)	2017-18	1
20.	XEN PWD NH Dn. I Jaipur	PWD	7(14)	2017-18	1
21.	XEN PWD Sikandara (Dausa)	PWD	10(7)	2017-18	1
22.	XEN PWD Dn. II Alwar	PWD	4(10)	2017-18	1
23.	XEN PWD Dn. Fulera	PWD	7(13)	2017-18	1
24.	XEN PWD Dn. Balotra	PWD	6(11)	2017-18	1
25.	XEN PWD Dn. Dausa	PWD	8(13)	2017-18	1
26.	XEN PWD Dn. Bikaner	PWD	7(8)	2017-18	1
27.	XEN PWD NH Dn. Kota	PWD	7(13)	2017-18	1
28.	XEN PWD Dn. Sangod (Kota)	PWD	9(13)	2017-18	1
29.	XEN PWD Dn. Itawa (Kota)	PWD	9(12)	2017-18	1
30.	XEN PWD Dn. Anoopgarh	PWD	8(8)	2017-18	1
31.	XEN PWD Dn. Ratangarh (Churu)	PWD	6(17)	2017-18	1
32.	XEN PWD Dn. Nohar	PWD	9(9)	2017-18	1
33.	XEN PWD Dn. Chhabra (Baran)	PWD	8(11)	2017-18	1
34.	XEN PWD Dn. Shahbad (Baran)	PWD	9(13)	2017-18	1
35.	XEN PWD Dn. Khanpur (Jhalawar)	PWD	10(12)	2017-18	1
36.	XEN PWD Dn. Garhi (Banswara)	PWD	6(7)	2017-18	1
37.	XEN PWD Dn. III Pratapgarh	PWD	10(13)	2017-18	1
38.	XEN PWD Dn. Dhariyawad	PWD	5(11)	2017-18	1
39.	XEN PWD Dn. Nimbahera	PWD	7(15)	2017-18	1
40.	XEN PWD City Dn. Udaipur	PWD	5(11)	2017-18	1

Sr. No.	Name of division	Deptt.	Para no. of Part-II-B	Period of I.R.	Category of defects
1	2	3	4	5	6
41.	XEN PWD City Dn. Rajsamand	PWD	5(12)	2017-18	1
42.	XEN PWD City Dn. Ballabhnagar	PWD	7(14)	2017-18	1
43.	XEN PWD City Dn. Khairwara	PWD	7(8)	2017-18	1
44.	XEN PWD City Dn. Begun	PWD	7(11)	2017-18	1
45.	XEN PWD City Dn. Simalwara	PWD	8(11)	2017-18	1
46.	XEN PWD Dn. Bari	PWD	8(13)	2017-18	1
47.	XEN PWD Dn. I Banswara	PWD	8(7)	2017-18	1
48.	XEN PWD Dn. Chittorgarh	PWD	9(10)	2017-18	1
49.	XEN PWD Dn. Bhinmal	PWD	7(13)	2017-18	1
50.	XEN PWD Dn. II Sawaimadhampur	PWD	6(14)	2017-18	1
51.	XEN PWD Dn. Sirohi	PWD	6(11)	2017-18	1
52.	XEN PWD Dn. Bhawanimandi	PWD	7(13)	2017-18	1
53.	XEN PWD Dn. Baran	PWD	7(8)	2017-18	1
54.	XEN PWD Dn. Ramganjmandi	PWD	7(16)	2017-18	1
55.	XEN PWD Dn. Suratgarh	PWD	6(9)	2017-18	1
56.	XEN PWD Dn. Tonk	PWD	13(8)	2017-18	1
57.	XEN PWD City Dn. Jodhpur	PWD	5(14)	2017-18	1
58.	XEN PWD Dn. Rajgarh (Alwar)	PWD	8(8)	2017-18	1
59.	XEN PWD Dn. I Jaisalmer	PWD	7(10)	2014-18	1
60.	XEN PWD City Dn. II Jaipur	PWD	8(11)	2017-18	1
61.	XEN PWD Dn. Navalgarh	PWD	9(16)	2017-18	1
62.	XEN PWD Dn. SMS Medical college Jaipur	PWD	6(13)	2017-18	1
63.	XEN PWD Dn. Khetri	PWD	7(9)	2017-18	1
64.	XEN PWD Dn. Sikar	PWD	9(16)	2017-18	1
65.	XEN PWD Dn. Jhujhunu	PWD	6(17)	2017-18	1
66.	XEN PWD Dn. Dungarpur	PWD	12(8)	2017-18	1
67.	XEN PWD Dn. Salumber	PWD	6(11)	2017-18	1
68.	XEN PWD City Dn. I jaipur	PWD	10(13)	2017-18	1
69.	XEN PWD Construction Dn. Jaipur	PWD	4(9)	2017-18	1
70.	XEN PWD Dn. Fatehpur	PWD	8(9)	2017-18	1
71.	XEN PWD Dn. III Jaipur	PWD	8(11)	2017-18	1
72.	XEN PWD NH-Dn,Pali	PWD	7(11)	2017-18	1
73.	XEN Khamera canal Dn. Mahi Proj. Banswara	WRD	4(10)	2017-18	1
74.	XEN WRD Anoopgarh Branch Dn. I Shri Vijaynagar	WRD	7(10)	2017-18	1
75.	XEN WRD Gangnahar regulation, Dn. Sriganganagar	WRD	4(8)	2017-18	1
76.	XEN WRD Dn. Suratgarh	WRD	6(9)	2017-18	1
77.	XEN WRD Dn. Mahi project-I Banswara	WRD	7(13)	2017-18	1
78.	XEN WRD Dn. Rawatsar	WRD	6(10)	2017-18	1
79.	XEN WRD Dn. I Hanumangarh	WRD	7(10)	2017-18	1
80.	XEN WRD (LMC) Dn. Ghari Partapur Banswara	WRD	3(13)	2017-18	1
81.	XEN WRD Dn. Nohar	WRD	11(13)	2017-18	1
82.	XEN WRD RWSRP Dn. Raisinghnagar	WRD	6(10)	2017-18	1
83.	XEN WRD Jakham Dam Dhariyabad	WRD	6(15)	2017-18	1
84.	XEN WRD Parwan Project Dn. I Jhalawar	WRD	5(12)	2013-18	1

Sr. No.	Name of division	Deptt.	Para no. of Part-II-B	Period of I.R.	Category of defects
1	2	3	4	5	6
85.	XEN WRD Parwan Project Dn. II Jhalawar	WRD	4(12)	2013-18	1
86.	XEN WRD Dn. Udaipur	WRD	7(11)	2017-18	1
87.	XEN WRD Dn. IV NCP Sanchore	WRD	7(13)	2017-18	1
88.	XEN WRD Dn. III Baran	WRD	6(7)	2017-18	1
89.	XEN WRD Dn. II Chhabra	WRD	11(11)	2017-18	1
90.	XEN WRD Dn. Pratapgarh	WRD	5(10)	2017-18	1
91.	XEN WRD Medium irrigation project Bhawanimandi Kota	WRD	7(13)	2017-18	1
92.	XEN WRD Dn. Aklera Jhalawar	WRD	9(11)	2017-18	1
93.	XEN WRD Jawai Canal Dn. Sumerpur	WRD	7(11)	2017-18	1
94.	XEN WRD Dn. Banswara	WRD	7(10)	2017-18	1
95.	XEN WRD Dn. Chawali, Jhalawar	WRD	8(13)	2017-18	1
96.	XEN WRD Dn. Dungarpur	WRD	7(8)	2017-18	1
97.	XEN WRD Dn. Jhalawar	WRD	7(12)	2017-18	1
98.	XEN WRD Dn. Kota	WRD	11(13)	2017-18	1
99.	XEN WRD Dn. Alwar	WRD	5(10)	2017-18	1
100.	XEN WRD Dn. II Dholpur	WRD	7(13)	2017-18	1
101.	XEN WRD Dn. Karoli	WRD	6(10)	2017-18	1
102.	XEN WRD Dn. I Dholpur	WRD	8(13)	2017-18	1
103.	XEN WRD Dn. Sikar	WRD	9(13)	2017-18	1
104.	XEN WRD Dn. Tonk	WRD	6(8)	2017-18	1
105.	XEN WRD Regulation Dn. I Hanumangarh	WRD	7(11)	2017-18	1
106.	XEN WRD Dn. II Hanumangarh	WRD	9(11)	2017-18	1
107.	XEN WRD Dn. Bhikabhai, Sagwara	WRD	5(14)	2017-18	1
108.	XEN PWD 20Dn, IGNP, Bikaner	IGNP	10(10)	2017-18	1
109.	XEN TMC, IGNP Dn. Mohangarh (Jaisalmer)	IGNP	7(8)	2017-18	1
110.	XEN kolayat lift Dn. IGNP Bikaner	IGNP	4(10)	2017-18	1
111.	XEN 10 th Dn. IGNP Taranagar (Churu)	IGNP	7(9)	2017-18	1
112.	XEN Gang Canal, OFD Dn. III Suratgarh	CAD	4(10)	2014-18	1
113.	XEN Gang Canal, OFD Dn. I Srivijaynagar Hanumangarh	CAD	5(9)	2013-18	1
114.	XEN Gang Canal, OFD Dn. VII GangCanal Sriganganagar	CAD	6(9)	2013-18	1
115.	XEN LMC Dn. I CAD Kota	CAD	7(9)	2015-18	1
116.	XEN PHED Dn. Jhalawar	PHED	10(xiv)	4/16 to 3/18	1
117.	XEN PHED PRO. Div-I Jhalawar	PHED	3(xiv)	4/16 to 3/18	1
118.	XEN PHED PRO. Div-II Jhalawar	PHED	2(xiv)	4/15 to 3/18	1
119.	XEN PHED Project Div. Baran	PHED	6(xiv)	4/16 to 3/18	1
120.	XEN PHED NAGAR Dn. I Kota	PHED	6(xiv)	4/15 to 3/18	1
121.	XEN PHED Dn. Baran	PHED	11(viii)	4/15 to 3/18	1
122.	XEN PHED Dn. Chhabra (Baran)	PHED	7(viii)	4/16 to 3/18	1
123.	XEN PHED Distt. Dn. Kota	PHED	9(xiv)	4/15 to 3/18	1
124.	XEN PHED PRO. Dn. Bhawanimandi Jhalawar	PHED	4 (xiv)	4/16 to 3/18	1
125.	XEN PHED Dn. Bundi	PHED	9 (viii)	4/16 to 3/18	1
126.	XEN PHED PRO Dn. Bundi	PHED	5 (xiv)	4/16 to 3/18	1
127.	XEN PHED PRO Dn. I Kota	PHED	3 (xiv)	4/16 to 3/18	1
128.	XEN PHED Dn. Lakheri	PHED	11(xiv)	4/14 to 3/18	1

Sr. No.	Name of division	Deptt.	Para no. of Part-II-B	Period of I.R.	Category of defects
1	2	3	4	5	6
129.	XEN PHED City Dn. II Kota	PHED	7(xiv)	4/14 to 3/18	1
130.	XEN PHED Dn. Bhawanimandi	PHED	7(xiv)	2/14 to 3/18	1
131.	XEN PHED PRO. Dn. TONK	PHED	5(xiv)	3/08 to 3/18	1
132.	XEN PHED Dn. Ramganjmandi (Kota)	PHED	11(xiv)	4/16 to 3/18	1
133.	XEN PHED PRO. Dn. Niwai	PHED	11(xiv)	10/07 to 3/18	1
134.	XEN PHED PRO. Dn. Soyala (Tonk)	PHED	4(xiv)	9/14 to 3/18	1
135.	XEN PHED City Dn. III Jaipur(South)	PHED	9(x)	4/14 to 3/18	1
136.	XEN PHED PRO. Dn. Jaitaran	PHED	5(1)(xii)	1/08 to 3/17	1
137.	XEN PHED PRO. Dn. Pokaran (Jaisalmer)	PHED	6 (viii)	10/07 to 3/17	1
138.	XEN PHED Distt. Dn. Jaisalmer	PHED	10(xii)	4/16 to 3/17	1
139.	XEN PHED PRO. Dn. II Jaipur	PHED	3(xiv)	4/16 to 3/18	1
140.	XEN PHED Dn. III (South) MIstri Khana (Jaipur)	PHED	8(xiv)	2/14 to 3/18	1
141.	XEN PHED PRO. Dn. BALESAR	PHED	4 (xi)	2/14 to 3/17	1
142.	XEN PHED Dn. Bassi (Jaipur)	PHED	2 (xiv)	7/14 to 3/18	1
143.	XEN PHED PRO. Dn. SAMBHAR	PHED	2 (xiv)	9/13 to 3/18	1
144.	XEN PHED Distt. (Rural) Dn. I Jaipur	PHED	8(xi)	4/16 to 3/18	1
145.	XEN PHED PRO. Dn. I Mansarovar, Jaipur	PHED	5(viii)	4/15 to 3/18	1
146.	XEN PHED City Dn. I (North)Jaipur	PHED	8 (xiv)	4/15 to 3/18	1
147.	XEN PHED Distt. Dn. I Jhunjhunu	PHED	7(viii)	4/14 to 3/18	1
148.	XEN PHED PRO. Dn. Phagi (Jaipur)	PHED	7(xiv)	2/14 to 3/18	1
149.	XEN PHED Distt.(Rural) Dn. II Jaipur	PHED	11 (xii)	4/16 to 3/18	1
150.	XEN PHED Dn. Shahpura (Jaipur)	PHED	9(a) (viii)	STARTING to 3/18	1
151.	XEN PHED Dn. Mahua	PHED	12 (xvii)	4/16 to 3/18	1
152.	XEN PHED City Dn. II Jyoti Nagar (Jaipur)	PHED	12 (viii)	4/15 to 3/18	1
153.	XEN PHED Dn. Dausa	PHED	12(xvii)	4/16 to 3/18	1
154.	XEN PHED City Dn. Jhunjhunu	PHED	14 (viii)	4/16 to 3/18	1
155.	XEN PHED Dn. Neem Ka Thana (Sikar)	PHED	12(viii)	4/16 to 3/18	1
156.	XEN PHED DRILLING Dn. Jaipur	PHED	9(xi)	4/15 to 3/18	1
157.	XEN PHED Dn. Sikar	PHED	11(viii)	4/16 to 3/18	1
158.	XEN PHED PRO.Dn. Dudu	PHED	7(xiv)	4/16 to 3/18	1
159.	XEN PHED DRILLING Dn. Pali	PHED	6(xiv)	4/15 to 3/18	1
160.	XEN PHED &HP Dn. Udaipur	PHED	9(xiv)	4/15 to 3/18	1
161.	XEN PHED PRO. Dn. I Pratap Nagar (Jaipur)	PHED	3(xiv)	4/14 to 3/18	1
162.	XEN PHED Dn. Khetri	PHED	10 (viii)	4/16 to 3/18	1

ABSTRACT

Name of Deptt.	No. of Units	Amount (in lakhs)
PWD	72	-
WRD	35	-
IGNP	04	-
CAD	04	-
PHED	47	-
Total	162	-

Annexure-N

Statement showing Heavy outstanding on account of rent of Govt. buildings

Sr. No.	Name of division	Deptt.	Amount in Lakhs	Para no. of Part-II-B	Period of I.R.
1	2	3	4	5	6
1.	XEN PWD Dn. Malpura (Tonk)	PWD	-	7(12)	2017-18
2.	XEN PWD Dn. Aklera (Jhalawar)	PWD	-	11(12)	2017-18
3.	XEN PWD Dn. I Bharatpur	PWD	-	7(16)	2017-18
4.	XEN PWD Dn. Bayana	PWD	-	8(10)	2017-18
5.	XEN PWD Mechanical Dn. Jaipur	PWD	-	6(10)	2017-18
6.	XEN PWD Dn. Nohar	PWD	-	9(10)	2017-18
7.	XEN PWD Dn. Nimbahera	PWD	-	7(16)	2017-18
8.	XEN PWD Dn. Rajsamand	PWD	-	5(13)	2017-18
9.	XEN PWD Dn. Chittorgarh	PWD	-	9(11)	2017-18
10.	XEN PWD Dn. Baran	PWD	-	7(16)	2017-18
11.	XEN PWD City Dn. Jodhpur	PWD	-	5(15)	2017-18
12.	XEN Khamera canal Dn. Mahi Proj. Banswara	WRD	-	4(11)	2017-18
13.	XEN WRD Anoopgarh Branch Dn. I Shri Vijaynagar	WRD	-	7(11)	2017-18
14.	XEN WRD Gangnahar regulation, Dn. Sriganganagar	WRD	-	4(9)	2017-18
15.	XEN WRD Dn. I Hanumangarh	WRD	-	7(11)	2017-18
16.	XEN WRD RWSRP Dn. Raisinghnagar	WRD	-	6(11)	2017-18
17.	XEN WRD Jakham Dam Dhariyabad	WRD	-	6(17)	2017-18
18.	XEN WRD Jawai Canal Dn. Sumerpur	WRD	-	7(12)	2017-18
19.	XEN WRD Dn. Banswara	WRD	-	7(11)	2017-18
20.	XEN WRD Dn. Jalore	WRD	-	8(8)	2017-18
21.	XEN WRD Dn. Alwar	WRD	-	5(11)	2017-18
22.	XEN WRD Dn. Sawaimadhopur	WRD	-	10(13)	2017-18
23.	XEN WRD Dn. Karoli	WRD	-	6(11)	2017-18
24.	XEN kolayat lift Dn. IGNP Bikaner	IGNP	-	4(11)	2017-18
25.	XEN 10 th Dn. IGNP Taranagar (Churu)	IGNP	-	7(10)	2017-18
26.	XEN Gang Canal, OFD Dn. III Suratgarh	CAD	-	4(11)	2014-18
27.	XEN Gang Canal, OFD Dn. I Srivijaynagar Hanumangarh	CAD	-	5(10)	2013-18
28.	XEN Gang Canal, OFD Dn. VII GangCanal Sriganganagar	CAD	-	6(10)	2013-18
29.	XEN LMC Dn. I CAD Kota	CAD	-	7(10)	2015-18

ABSTRACT

Name of Deptt.	No. of Units	Amount (in lakhs)
PWD	11	-
WRD	12	-
IGNP	02	-
CAD	04	-
PHED	-	-
Total	29	-

Annexure-O

Statement showing outstanding Irrigation dues, Water charges, Betterment levy & drilling dues, Royalty, O.B. Item, Audit Notes, Power Factor Surcharge/Lack of replacement of old meters etc.

Sr. No.	Name of division	Deptt.	Amount in Lakhs	Para no. of Part-II-B	Period of I.R.
1	2	3		5	6
1.	XEN PWD Dn. Malpura (Tonk)	PWD	-	7(12)	2017-18
2.	XEN PWD Dn. Kuchaman City (Nagaur)	PWD	17.99	8(14),4(1)	2017-18
3.	XEN PWD Dn. Chomella	PWD	-	8(16)	2017-18
4.	XEN PWD Dn. Aklera (Jhalawar)	PWD	-	11(16)	2017-18
5.	XEN PWD Dn. I-Sawaimadhopur	PWD	35.76	9(10)	2017-18
6.	XEN PWDDn. Sapotara	PWD	136.00	8(13)	2017-18
7.	XEN PWDDn. Hindaun City	PWD	-	8(12,13)	2017-18
8.	XEN PWD Dn. I Bharatpur	PWD	87.18	7(14)	2017-18
9.	XEN PWD Dn. Bayana	PWD	-	8(17)	2017-18
10.	XEN PWD Dn. Beawar (Ajmer)	PWD	-	7(11)	2017-18
11.	XEN PWD Dn. I Bhilwara	PWD	-	6(9)	2017-18
12.	XEN PWD Dn. Ajmer	PWD	-	9(12)	2017-18
13.	XEN PWD Dn. I Barmer	PWD	106.20	6(14)	2017-18
14.	XEN PWD NH Dn. Barmer	PWD	-	6(13)	2017-18
15.	XEN PWD Dn. I Alwar	PWD	157.96	8(10)	2017-18
16.	XEN PWD Mechanical Dn. Jaipur	PWD	-	2(15)	2017-18
17.	XEN PWD NH Dn. I Jaipur	PWD	-	7(12)(13)	2017-18
18.	XEN PWD Sikandara (Dausa)	PWD	-	10(10)	2017-18
19.	XEN PWD Dn. II Alwar	PWD	-	4(13)	2017-18
20.	XEN PWD Dn. Fulera	PWD	-	7(12)	2017-18
21.	XEN PWD Dn. Balotra	PWD	-	6(13)	2017-18
22.	XEN PWD Dn. Dausa	PWD	-	8(16)	2017-18
23.	XEN PWD Dn. Bikaner	PWD	-	7(10)	2017-18
24.	XEN PWD NH Dn. Kota	PWD	0.86	7(15)	2017-18
25.	XEN PWD Dn. Sangod (Kota)	PWD	-	9(12)	2017-18
26.	XEN PWD Dn. Itawa (Kota)	PWD	-	9(15)	2017-18
27.	XEN PWD Dn. Anoopgarh	PWD	-	8(9)(10)	2017-18
28.	XEN PWD City Dn. Kota	PWD	0.14	7(10,11)	2017-18
29.	XEN PWD Dn. Ratangarh (Churu)	PWD	0.57	6(11)(12)	2017-18
30.	XEN PWD Dn. Nohar	PWD	-	9(13)	2017-18
31.	XEN PWD Dn. Chhabra (Baran)	PWD	2.93	8(14,15)	2017-18
32.	XEN PWD Dn. Shahbad (Baran)	PWD	-	9(15)(16)	2017-18
33.	XEN PWD Dn. Khanpur (Jhalawar)	PWD	-	10(14,16)	2017-18
34.	XEN PWD Dn. Garhi (Banswara)	PWD	-	6(16,17)	2017-18
35.	XEN PWD Dn. III Pratapgarh	PWD	1.22	10(12)	2017-18
36.	XEN PWD Dn. Dhariyawad	PWD	-	5(8)	2017-18
37.	XEN PWD Dn. Nimbahera	PWD	-	7(12)(13)	2017-18

Sr. No.	Name of division	Deptt.	Amount in Lakhs	Para no. of Part-II-B	Period of I.R.
1	2	3		5	6
38.	XEN PWD City Dn. Udaipur	PWD	-	5(14)(15)	2017-18
39.	XEN PWD City Dn. Rajsamand	PWD	-	5(14,16)	2017-18
40.	XEN PWD City Dn. Ballabhnagar	PWD	-	7(15,16)	2017-18
41.	XEN PWD City Dn. Khairwara	PWD	-	7(9)(10)	2017-18
42.	XEN PWD City Dn. Begun	PWD	-	7(8)	2017-18
43.	XEN PWD City Dn. Simalwara	PWD	-	8(14)(15)	2017-18
44.	XEN PWD Dn. Bari	PWD	-	8(12)	2017-18
45.	XEN PWD Dn. Abu road	PWD	-	7(13)(14)	2017-18
46.	XEN PWD Dn. I Banswara	PWD	-	8(15)(16)	2017-18
47.	XEN PWD Dn. Chittorgarh	PWD	25.17	9(14)	2017-18
48.	XEN PWD Dn. Bhinmal	PWD	-	7(15)	2017-18
49.	XEN PWD Dn. II Sawaimadhapur	PWD	144.40	6(13)	2017-18
50.	XEN PWD Dn. Sirohi	PWD	-	6(14)(15)	2017-18
51.	XEN PWD Dn. Bhawanimandi	PWD	14.55	7(9)(10)	2017-18
52.	XEN PWD Dn. Baran	PWD	215.40	7(14)(15)	2017-18
53.	XEN PWD Dn. Ramganjmandi	PWD	-	7(13,14)	2017-18
54.	XEN PWD Dn. Suratgarh	PWD	40.54	6(17)(18)	2017-18
55.	XEN PWD Dn. Tonk	PWD	-	13(9)(10)	2017-18
56.	XEN PWD City Dn. Jodhpur	PWD	10.57	5(12,13)	2017-18
57.	XEN PWD Dn. Rajgarh (Alwar)	PWD	28.43	8(9,10)	2017-18
58.	XEN PWD Dn. I Jaisalmer	PWD	-	7(16)	2014-18
59.	XEN PWD City Dn. II Jaipur	PWD	-	8(13)	2017-18
60.	XEN PWD Dn. Navalgarh	PWD	-	9(11)(12)	2017-18
61.	XEN PWD Dn. SMS Medical college Jaipur	PWD	-	6(12)	2017-18
62.	XEN PWD Dn. Khetri	PWD	-	7(12,13)	2017-18
63.	XEN PWD Dn. Sikar	PWD	-	9(11,12)	2017-18
64.	XEN PWD Dn. Jhujhunu	PWD	80.89	6(11)(12)	2017-18
65.	XEN PWD Dn. Dungarpur	PWD	-	12(9)(10)	2017-18
66.	XEN PWD Dn. Salumber	PWD	-	6(14,15)	2017-18
67.	XEN PWD City Dn. I jaipur	PWD	-	10(12)	2017-18
68.	XEN PWD Construction Dn. Jaipur	PWD	-	4(12,13)	2017-18
69.	XEN PWD Dn. Fatehpur	PWD	-	8(12,13)	2017-18
70.	XEN PWD Dn. III Jaipur	PWD	-	8(14,15)	2017-18
71.	XEN PWD NH-Dn,Pali	PWD	-	7(14,15)	2017-18
72.	XEN Khamera canal Dn. Mahi Proj. Banswara	WRD	-	4(14)(15)	2017-18
73.	XEN WRD Anoopgarh Branch Dn. I Shri Vijaynagar	WRD	-	7(14)(15)	2017-18
74.	XEN WRD Gangnagar regulation, Dn. Sriganganagar	WRD	-	4(18)(19)	2017-18
75.	XEN WRD Dn. Suratgarh	WRD	-	6(12)	2017-18
76.	XEN WRD Dn. Mahi project-I Banswara	WRD	0.43	7(9)(10)	2017-18
77.	XEN WRD Dn. Rawatsar	WRD	11.31	6(14)(15)	2017-18
78.	XEN WRD Dn. I Hanumangarh	WRD	-	7(14)(15)	2017-18

Sr. No.	Name of division	Deptt.	Amount in Lakhs	Para no. of Part-II-B	Period of I.R.
1	2	3		5	6
79.	XEN WRD (LMC) Dn. Ghari Partapur Banswara	WRD	-	4(12)	2017-18
80.	XEN WRD Dn. Nohar	WRD	1.33	7(9)(10)	2017-18
81.	XEN WRD RWSRP Dn. Raisinghnagar	WRD	-	6(15)(16)	2017-18
82.	XEN WRD Jakham Dam Dhariyabad	WRD	-	6(14)	2017-18
83.	XEN WRD Parwan Project Dn. I Jhalawar	WRD	-	5(9)	2017-18
84.	XEN WRD Parwan Project Dn. II Jhalawar	WRD	-	4(9)(15)	2017-18
85.	XEN WRD Dn. Rajsamand	WRD	22.62	7(14)	2017-18
86.	XEN WRD Dn. Udaipur	WRD	-	7(12)(13)	2017-18
87.	XEN WRD Dn. IV NCP Sanchore	WRD	1.09	7(14)(15)	2017-18
88.	XEN WRD Dn. III Baran	WRD	0.91	6(15)(16)	2017-18
89.	XEN WRD Dn. I Baran	WRD	0.65	8(14)	2017-18
90.	XEN WRD Dn. II Chhabra	WRD	-	11(15)(16)	2017-18
91.	XEN WRD Medium irrigation project Bhawanimandi Kota	WRD	6.82	7(12)	2017-18
92.	XEN WRD Jawai Canal Dn. Sumerpur	WRD	-	7(13)(15)	2017-18
93.	XEN WRD Dn. Banswara	WRD	-	7(14)(15)	2017-18
94.	XEN WRD Dn. Chawali, Jhalawar	WRD	-	8(12)	2017-18
95.	XEN WRD Dn. Jalore	WRD	-	8(15)(16)	2017-18
96.	XEN WRD Dn. Dungarpur	WRD	-	7(15)	2017-18
97.	XEN WRD Dn. Jhalawar	WRD	-	7(15)	2017-18
98.	XEN WRD Dn. Kota	WRD	-	11(12)	2017-18
99.	XEN WRD Dn. Alwar	WRD	-	5(14)(15)	2017-18
100.	XEN WRD Dn. Kota	WRD	18.53	5	2017-18
101.	XEN WRD Dn. Sawaimadhapur	WRD	-	10(12)	2017-18
102.	XEN WRD Dn. II Dholpur	WRD	-	7(12)	2017-18
103.	XEN WRD Dn. Karoli	WRD	5053.47	6(15)	2017-18
104.	XEN WRD Dn. I Dholpur	WRD	-	8(12)	2017-18
105.	XEN WRD Dn. Sikar	WRD	0.29	9(15)(16)	2017-18
106.	XEN WRD Dn. Tonk	WRD	18.33	6(15)(16)	2017-18
107.	XEN WRD Regulation Dn. I Hanumangarh	WRD	-	7(13)(14)	2017-18
108.	XEN WRD Dn. II Hanumangarh	WRD	-	9(13)(14)	2017-18
109.	XEN WRD Dn. Bhikabhai, Sagwara	WRD	-	5(15)(16)	2017-18
110.	XEN PWD 20Dn, IGNP, Bikaner	IGNP	-	10(14)(15)	2017-18
111.	XEN TMC, IGNP Dn. Mohangarh (Jaisalmer)	IGNP	-	7(9)(10)	2017-18
112.	XEN kolayat lift Dn. IGNP Bikaner	IGNP	-	4(14)(15)	2017-18
113.	XEN 10 th Dn. IGNP Taranagar	IGNP	-	7(13)(14)	2017-18

Sr. No.	Name of division	Deptt.	Amount in Lakhs	Para no. of Part-II-B	Period of I.R.
1	2	3		5	6
	(Churu)				
114.	XEN Gang Canal, OFD Dn. III Suratgarh	CAD	-	2014-18	2017-18
115.	XEN Gang Canal, OFD Dn. I Srivijaynagar Hanumangarh	CAD	-	2013-18	2017-18
116.	XEN Gang Canal, OFD Dn. VII GangCanal Sriganganagar	CAD	-	2013-18	2017-18
117.	XEN LMC Dn. I CAD Kota	CAD	-	2015-18	2017-18
118.	XEN PHED Dn. Jhalawar	PHED	566.00	8	4/16 to 3/18
119.	XEN PHED NAGAR Dn. I Kota	PHED	23.97	3	4/15 to 3/18
			7270.69	5(i)	4/15 to 3/18
120.	XEN PHED Dn. Baran	PHED	589.74	10(i)	4/15 to 3/18
121.	XEN PHED Dn. Chhabra (Baran)	PHED	194.67	6(i)	4/16 to 3/18
122.	XEN PHED Distt. Dn. Kota	PHED	439.04	8	4/15 to 3/18
123.	XEN PHED Dn. Bundi	PHED	23.41	4(i)	4/16 to 3/18
124.	XEN PHED Dn. Lakheri	PHED	0.72	8	4/14 to 3/18
			268.25	10	4/14 to 3/18
125.	XEN PHED City Dn. II Kota	PHED	22.28	4	4/14 to 3/18
			5944.00	5	4/14 to 3/18
126.	XEN PHED Dn. Bhawanimandi	PHED	2.32	4	2/14 to 3/18
			144.00	5	2/14 to 3/18
127.	XEN PHED Dn. Ramganjmandi (Kota)	PHED	357.88	10	4/16 to 3/18
128.	XEN PHED City Dn. III Jaipur(South)	PHED	0	8	4/14 to 3/18
129.	XEN PHED PRO. Dn. Jaitaran	PHED	238.82	1 (x)	1/08 to 3/17
			13.26	2 (i)	1/08 to 3/17
130.	XEN PHED Dn. III (South) Mistri Khana (Jaipur)	PHED	0	6 a	2/14 to 3/18
131.	XEN PHED PRO. Dn. SAMBHAR	PHED	2.75	1 (iii)	9/13 to 3/18
132.	XEN PHED Distt. (Rural) Dn. I Jaipur	PHED	618.10	6(i)	4/16 to 3/18
			0	6(iii)	4/16 to 3/18
133.	XEN PHED City Dn. I (North)Jaipur	PHED	724.00	7	4/15 to 3/18
134.	XEN PHED Distt. Dn. I Jhunjhunu	PHED	202.49	5(a)	4/14 to 3/18
135.	XEN PHED Distt.(Rural) Dn. II Jaipur	PHED	48.13	9	4/16 to 3/18
136.	XEN PHED Dn. Shahpura (Jaipur)	PHED	211.42	8 (i)	STARTING to 3/18
			211.42	8 (iii)	STARTING to 3/18
137.	XEN PHED Dn. Mahua	PHED	94.68	4 (a)	4/16 to 3/18
138.	XEN PHED City Dn. II Jyoti Nagar (Jaipur)	PHED	609.44	11 (i)	4/15 to 3/18
			1129.04	11 (iii)	4/15 to 3/18
139.	XEN PHED Dn. Dausa	PHED	751.50	6(a)	4/16 to 3/18
140.	XEN PHED City Dn. Jhunjhunu	PHED	278.81	9	4/16 to 3/18
141.	XEN PHED Dn. Neem Ka Thana	PHED	260.15	4(a)(i)	4/16 to 3/18

Sr. No.	Name of division	Deptt.	Amount in Lakhs	Para no. of Part-II-B	Period of I.R.
1	2	3		5	6
	(Sikar)				
142.	XEN PHED Dn. Sikar	PHED	742.31	8(i)	4/16 to 3/18
143.	XEN PHED Dn. Khetri	PHED	229.40	6 (a)	4/16 to 3/18

ABSTRACT

Name of Deptt.	No. of Units	Amount (in lakhs)
PWD	71	1106.76
WRD	38	5135.78
IGNP	04	-
CAD	04	-
PHED	26	22212.69
Total	143	28455.23

Annexure-P

Instance of blocking capital in stores as surplus stores/unserviceable articles

Sr. No.	Name of division	Deptt.	Amount in Lakhs	Para no. of Part-II-B	Period of I.R.
1	2	3	4	5	6
1.	XEN PWD Dn. Deedwana (Nagaur)	PWD	-	5	2017-18
2.	XEN PWD Dn. Degana (Nagaur)	PWD	0.14	5	2017-18
3.	XEN PWD Dn. Parbatsar (Nagaur)	PWD	0.94	8	2017-18
4.	XEN PWD Dn. Nagaur	PWD	2.36	8	2017-18
5.	XEN PWD Dn. Mandalgarh (Bhilwara)	PWD	24.19	4(2)	2017-18
6.	XEN PHED Dn. Jhalawar	PHED	33.80	9	4/16 to 3/18
7.	XEN PHED Dn. Chhabra (Baran)	PHED	96.60	5(a)	4/16 to 3/18
			5.37	5(b)	4/16 to 3/18
8.	XEN PHED Dn. Bundi	PHED	67.93	5 (a)	4/16 to 3/18
			0.71	5 (c)	4/16 to 3/18
9.	XEN PHED Distt. Dn. I Jhunjhunu	PHED	18.99	6	4/14 to 3/18
10.	XEN PHED Dn. Mahua	PHED	1.92	10	4/16 to 3/18
11.	XEN PHED Dn. Dausa	PHED	114.24	9	4/16 to 3/18
12.	XEN PHED City Dn. Jhunjhunu	PHED	7.86	11	4/16 to 3/18
13.	XEN PHED Dn. Neem Ka Thana (Sikar)	PHED	6.84	9	4/16 to 3/18
14.	XEN PHED DRILLING Dn. Jaipur	PHED	19.08	7	4/15 to 3/18

ABSTRACT

Name of Deptt.	No. of Units	Amount (in lakhs)
PWD	05	27.63
WRD	-	-
IGNP	-	-
CAD	-	-
PHED	09	373.34
Total	14	400.97

Annexure-Q

Statement showing cases of irregular supply orders

Categories of defects:

1. Avoided notice inviting tenders.
2. Financial powers were exceeded.
3. Below specification work/Non supply of material.
4. Work completion certificate not issued/work not completed.
5. Financial bid not opened in time.

Sr. No.	Name of division	Deptt.	Amount in Lakhs	Para no. of Part-II-B	Period of I.R.	Category of defects
1	2	3	4	5	6	7
1.	XEN PWD City Malpura (Tonk)	PWD	2.25	2(6)	2017-18	3
2.	XEN PWD Dn. Deedwana (Nagaur)	PWD	-	2(2)	2017-18	3
3.	XEN PWD Dn. I- Sawaimadhopur	PWD	-	1(11)	2017-18	3
4.	XEN PWDDn. Sapotara	PWD	-	3(3),4(5)	2017-18	3
5.	XEN PWDDn. Hindaun City	PWD	1.46	3(4)	2017-18	3
6.	XEN PWD Dn. I Bharatpur	PWD	-	4(4)	2017-18	3
7.	XEN PWD Dn. Bayana	PWD	-	1(6),2(2)	2017-18	3
8.	XEN PWD Dn. Beawar (Ajmer)	PWD	160.00	1(7)	2017-18	3
9.	XEN PWD Dn. Ajmer	PWD	5.45	1(5)	2017-18	3
10.	XEN PWD Dn. I Barmer	PWD	6.18	1(3)	2017-18	3
11.	XEN PWD Dn. I Alwar	PWD	77.07	2(2a),(5)	2017-18	3
12.	XEN PWD Dn. Shahpura Jaipur	PWD	-	2(7),3(1)	2017-18	3
13.	XEN PWD NH Dn. I Jaipur	PWD	89.94	1(3)	2017-18	3
14.	XEN PWD Sikandara (Dausa)	PWD	937.00	1pt-II-A, 1(1)pt-II-B	2017-18	3
15.	XEN PWD Dn. II Alwar	PWD	35.77	1(2)	2017-18	3
16.	XEN PWD Dn. Balotra	PWD	-	1(5),3(6)	2017-18	3
17.	XEN PWD Dn. Sangod (Kota)	PWD	527.56	2(1),4(2)	2017-18	3
18.	XEN PWD Dn. Anoopgarh	PWD	199.66	1(4), 3(2)	2017-18	3
19.	XEN PWD City Dn. Kota	PWD	155.05	1(3),2(5,6), 5(3)	2017-18	3
20.	XEN PWD Dn. Ratangarh (Churu)	PWD	3231.11	3(4)(10)	2017-18	3
21.	XEN PWD Dn. Nohar	PWD	6.09	4(2)	2017-18	3
22.	XEN PWD Dn. Chhabra	PWD	410.14	1(5),2(2)(2017-18	3

Sr. No.	Name of division	Deptt.	Amount in Lakhs	Para no. of Part-II-B	Period of I.R.	Category of defects
1	2	3	4	5	6	7
	(Baran)			3)		
23.	XEN PWD Dn. Shahbad (Baran)	PWD	9.97	1(3),2(2)	2017-18	3
24.	XEN PWD Dn. Khanpur (Jhalawar)	PWD	38.37	1(6), 4(3),(6) 5(2)	2017-18	3
25.	XEN PWD Dn. Garhi (Banswara)	PWD	117.89	1(2),2(4)	2017-18	3
26.	XEN PWD Dn. III Pratapgarh	PWD	-	3(2),7(8)	2017-18	3
27.	XEN PWD Dn. Dhariyawad	PWD	12.34	1(1)	2017-18	3
28.	XEN PWD City Dn. Rajsamand	PWD	-	1(7)	2017-18	3
29.	XEN PWD City Dn. Khairwara	PWD	18.03	1(3,4),2(3)	2017-18	3
30.	XEN PWD Dn. Bari	PWD	-	7(8)	2017-18	3
31.	XEN PWD Dn. Abu road	PWD	-	1(1), 4(5)	2017-18	3
32.	XEN PWD Dn. I Banswara	PWD	5.18	1(1)	2017-18	3
33.	XEN PWD Dn. Chittorgarh	PWD	910.00	4(5)	2017-18	3
34.	XEN PWD Dn. II Sawaimadhopur	PWD	28.97	1(4),2(4)	2017-18	3
35.	XEN PWD Dn. Sirohi	PWD	113.32	1(1),2(1), 3(2)	2017-18	3
36.	XEN PWD Dn. Bhawanimandi	PWD	-	-	2017-18	3
37.	XEN PWD Dn. Baran	PWD	17.54	1(1,4),4(4), 5(3)	2017-18	3
38.	XEN PWD Dn. Ramganjmandi	PWD	5.69	1(7),2(2)	2017-18	3
39.	XEN PWD Dn. Suratgarh	PWD	141.98	1(6)	2017-18	3
40.	XEN PWD Dn. Tonk	PWD	19.48	2(2),4(1), 5(1),6(1), 7(1)	2017-18	3
41.	XEN PWD City Dn. Jodhpur	PWD	1.21	1(3),2(2), 3(1,3)	2017-18	3
42.	XEN PWD Dn. Rajgarh (Alwar)	PWD	47.61	1(9),2(2,3)	2017-18	3
43.	XEN PWD Dn. I Jaisalmer	PWD	16.60	1(6,8)	2014-18	3
44.	XEN PWD Dn. Sikar	PWD	2.60	1(5,8),5(4)	2017-18	3
45.	XEN PWD Dn. Jhujhunu	PWD	1.41	5(4)	2017-18	3
46.	XEN PWD Dn. Dungarpur	PWD	135.56	4b(7,8),5(2),8(3)	2017-18	3
47.	XEN PWD Dn. Salumber	PWD	1.21	3(1)	2017-18	3
48.	XEN PWD Dn. III Jaipur	PWD	19.82	1(2), 3(1)	2017-18	3

Sr. No.	Name of division	Deptt.	Amount in Lakhs	Para no. of Part-II-B	Period of I.R.	Category of defects
1	2	3	4	5	6	7
49.	XEN PWD NH-Dn,Pali	PWD	18.36	2(6)	2017-18	3
50.	XEN WRD Anoopgarh Branch Dn. I Shri Vijaynagar	WRD	24.31	1(5)	2017-18	3
51.	XEN WRD Dn. Rawatsar	WRD	-	2(4)	2017-18	3
			44.81	4(1)	2017-18	3
			75.35	5(4)	2017-18	3
			218.96	6(3)	2017-18	3
52.	XEN WRD Dn. Rajsamand	WRD	0.99	3(3)	2017-18	3
			38.56	1(3)	2017-18	3
53.	XEN WRD Dn. I Baran	WRD	-	1(5)	2017-18	3
54.	XEN WRD Dn. II Chhabra	WRD	1.32	4(1)	2017-18	3
55.	XEN WRD Medium irrigation project Bhawanimandi Kota	WRD	138.59	2(7)	2017-18	3
56.	XEN WRD Dn. Dungarpur	WRD	59.14	1(3)	2017-18	3
57.	XEN WRD Dn. Kota	WRD	11.14	1(9)	2017-18	3
58.	XEN WRD Dn. Sawaimadhopur	WRD	295.96	1(8)	2017-18	3
		WRD	22.50	1(7)	2017-18	3
59.	XEN WRD Dn. Karoli	WRD	160.07	1(2)	2017-18	3
60.	XEN WRD Dn. I Dholpur	WRD	8.50	1(3)	2017-18	3
61.	XEN WRD Dn. Sikar	WRD	5.32	1(2)	2017-18	3
		WRD	22.98	1(3)	2017-18	3
		WRD	8.42	1(4)	2017-18	3
		WRD	9.61	2(5)	2017-18	3
		WRD	2.53	3(2)	2017-18	3
62.	XEN WRD Dn. Tonk	WRD	93.53	1(1)	2017-18	3
		WRD	29.41	1(3)	2017-18	3
		WRD	19.38	1(4)	2017-18	3
		WRD	25.74	4(2)	2017-18	3
		WRD	47.13	4(3)	2017-18	3

ABSTRACT

Name of Deptt.	No. of Units	Amount (in lakhs)
PWD	49	7527.87
WRD	13	1364.25
IGNP	-	-
CAD	-	-
PHED	-	-
Total	62	8892.12

Annexure-R

Statement showing cases of commencement of work without sanction/estimates & scheme drawings

Sr. No.	Name of division	Deptt.	Amount in Lakhs	Para no. of Part-II-B	Period of I.R.
1	2	3	4	5	6
1.	XEN PWD Dn. Malpura (Tonk)	PWD	-	1(1)	2017-18
2.	XEN PWD Dn. Kekdi (Ajmer)	PWD	5.78	4	2017-18
3.	XEN PWD Dn. Parbatsar (Nagaur)	PWD	0.50	1(3)	2017-18
4.	SE PWD District circle Nagaur	PWD	122.61	1(5),3(4)	2017-18
5.	XEN PWD Dn. Chabra Baran	PWD	48.41	1(3,4), 2(7)	2017-18
6.	XEN PWD Dn. Anoopgarh	PWD	90.38	1(1), 3(8), 6	2017-18
7.	XEN PWD Dn. Shahbad (Baran)	PWD	42.25	1pt-II-A	2017-18
8.	XEN PWD City Dn. Rajsamand	PWD	16.12	3(1),4(2)	2017-18
9.	XEN PWD Dn. I Jaisalmer	PWD	16.16	3	2014-18
10.	XEN WRD Parwan Project Dn. II Jhalawar	WRD	12.16	2(1)	2013-18
11.	XEN PHED Project Div. Baran	PHED	0	2(i)	4/16 to 3/18
12.	XEN PHED NAGAR Dn. I Kota	PHED	0	1(ix)	4/15 to 3/18
13.	XEN PHED Dn. Baran	PHED	0	1(iii)	4/15 to 3/18
			0	4(i)	4/15 to 3/18
14.	XEN PHED Dn. Chhabra (Baran)	PHED	0	2a(v)	4/16 to 3/18
15.	XEN PHED Distt. Dn. Kota	PHED	0	2(i)	4/15 to 3/18
			2.42	3(ii)	4/15 to 3/18
			0	5(ii)	4/15 to 3/18
			7.34	7(i)	4/15 to 3/18
16.	XEN PHED PRO. Dn. Bhawanimandi Jhalawar	PHED	15.65	2 (ii)	4/16 to 3/18
			30.18	3 (ii)	4/16 to 3/18
17.	XEN PHED PRO Dn. I Kota	PHED	0	1 (iv)	4/16 to 3/18
18.	XEN PHED Dn. Lakheri	PHED	2.17	2(iii)	4/14 to 3/18
19.	XEN PHED Dn. Bhawanimandi	PHED	0	2b	2/14 to 3/18
20.	XEN PHED Dn. Ramganjmandi (Kota)	PHED	0	7(i)	4/16 to 3/18
21.	XEN PHED PRO. Dn. Niwai	PHED	0	2(i)	10/07 to 3/18
			0	3(ii)	10/07 to 3/18
22.	XEN PHED PRO. Dn. Soyala (Tonk)	PHED	0	1(ii)	9/14 to 3/18
23.	XEN PHED City Dn. III Jaipur(South)	PHED	62.22	1(i) PART II A	4/14 to 3/18
			1.59	1(iv) PART II A	4/14 to 3/18
			0	2(v)	4/14 to 3/18
24.	XEN PHED PRO. Dn. Jaitaran	PHED	0	1 (xv)	1/08 to 3/17
25.	XEN PHED Distt. Dn. Jaisalmer	PHED	0	5 (ii)	4/16 to 3/17
26.	XEN PHED Dn. III (South) MIstri Khana (Jaipur)	PHED	5.76	2(i)	2/14 to 3/18
			0.85	2(ii)	2/14 to 3/18

Sr. No.	Name of division	Deptt.	Amount in Lakhs	Para no. of Part-II-B	Period of I.R.
1	2	3	4	5	6
			35.80	4	2/14 to 3/18
27.	XEN PHED PRO. Dn. BALESAR	PHED	0	1 (iii)	2/14 to 3/17
			0	2 (i)	2/14 to 3/17
28.	XEN PHED PRO. Dn. SAMBHAR	PHED	894.00	1 (ii)	9/13 to 3/18
29.	XEN PHED Distt.(Rural) Dn. II Jaipur	PHED	0	3(vii)	4/16 to 3/18
30.	XEN PHED Dn. Shahpura (Jaipur)	PHED	12.17	1 (i)	STARTING to 3/18
			0	1 (v)	STARTING to 3/18
			0	2 (iv)	STARTING to 3/18
			0	3 (iii)	STARTING to 3/18
			0	5 (iii)	STARTING to 3/18
31.	XEN PHED Dn. Mahua	PHED	230.67	5	4/16 to 3/18
32.	XEN PHED Dn. Dausa	PHED	0	1 (v)	4/16 to 3/18
			0	5(iv)	4/16 to 3/18
33.	XEN PHED City Dn. Jhunjhunu	PHED	0	1 (xvi)	4/16 to 3/18
			113.25	6	4/16 to 3/18
34.	XEN PHED Dn. Neem Ka Thana (Sikar)	PHED	0	1(b) (ii)	4/16 to 3/18
			5.58	2 (iv)	4/16 to 3/18
			5.52	2 (v)	4/16 to 3/18
			0	3 (b)(i)	4/16 to 3/18
			0	4(a)(ii)	4/16 to 3/18
			140.48	6	4/16 to 3/18
35.	XEN PHED DRILLING Dn. Jaipur	PHED	0	1(iii)	4/15 to 3/18
36.	XEN PHED Dn. Sikar	PHED	0	6(iii)	4/16 to 3/18
37.	XEN PHED PRO.Dn. Dudu	PHED	118.00	5(i)	4/16 to 3/18
38.	XEN PHED DRILLING Dn. ALWAR	PHED	0	1(iv)	4/14 to 3/18
39.	XEN PHED Dn. Khetri	PHED	0	2 (xvi)	4/16 to 3/18
			0	3 (iii)	4/16 to 3/18
			0	4 (iv)	4/16 to 3/18
			0	5 (ii)	4/16 to 3/18

ABSTRACT

Name of Deptt.	No. of Units	Amount (in lakhs)
PWD	09	342.21
WRD	01	12.16
IGNP	-	-
CAD	-	-
PHED	29	1683.65
Total	39	2038.02

Annexure - R (i)

Works not done as per technical specifications or equipments, material not used as per specifications or as per condition of agreement or as per guidelines

Sr. No.	Name of Division	Deptt.	Outstanding balance (in lakhs)	Para No. of Part – II - A & B	Period of IR
1	2	3	4	5	6
1.	XEN PHED Dn. Jhalawar	PHED	12.84	3(iii)	4/16 to 3/18
2.	XEN PHED Distt. Dn. Kota	PHED	0	2(iv)	4/15 to 3/18
		PHED	7.34	7(ii)	4/15 to 3/18
3.	XEN PHED Dn. Lakheri	PHED	0	1(v)	4/14 to 3/18
		PHED	0	5(ii)	4/14 to 3/18
		PHED	13.13	7	4/14 to 3/18
4.	XEN PHED City Dn. II Kota	PHED	0	2a (6)	4/14 to 3/18
5.	XEN PHED Dn. Bhawanimandi	PHED	10.51	1a (i)	2/14 to 3/18
		PHED	1.98	1b (ii)	2/14 to 3/18
		PHED	0	3(ii)	2/14 to 3/18
6.	XEN PHED Dn. Ramganjmandi (Kota)	PHED	0	1(viii)	4/16 to 3/18
7.	XEN PHED City Dn. III Jaipur(South)	PHED	4.68	2(iii)	4/14 to 3/18
8.	XEN PHED PRO. Dn. Jaitaran	PHED	0	1 (xii)	1/08 to 3/17
		PHED	0	1 (xvi)	1/08 to 3/17
		PHED	0	4	1/08 to 3/17
9.	XEN PHED Distt. Dn. I Jhunjhunu	PHED	6.16	2(vi)	4/14 to 3/18
10.	XEN PHED Distt.(Rural) Dn. II Jaipur	PHED	0	1(iii)	4/16 to 3/18
		PHED	16.81	3(v)	4/16 to 3/18
		PHED	0	4(iii)	4/16 to 3/18
		PHED	0	5(ii)	4/16 to 3/18
11.	XEN PHED Dn. Dausa	PHED	0	1 (x)	4/16 to 3/18
12.	XEN PHED Dn. Neem Ka Thana (Sikar)	PHED	0	1 (iii)	4/16 to 3/18
		PHED	293.00	1 (xi)	4/16 to 3/18
13.	XEN PHED Dn. Sikar	PHED	0	3(v)	4/16 to 3/18
		PHED	0	5(v)	4/16 to 3/18
14.	XEN PHED Dn. Khetri	PHED	0	2 (xiv)	4/16 to 3/18
		PHED	6.8	2 (xv)	4/16 to 3/18

ABSTRACT

Name of Deptt.	No. of Units	Amount (in lakhs)
PWD	-	-
WRD	-	-
IGNP	-	-
CAD	-	-
PHED	14	373.25
Total	14	373.25

Annexure R (ii)

Works not completed and works not started

Sr. No.	Name of Division	Deptt.	Outstanding balance (in lakhs)	Para No. of Part – II - A & B	Period of IR
1	2	3	4	5	6
1.	XEN PHED City Dn. Jaisalmer	PHED	0	1(1)	4/16 to 3/17
2.	XEN PHED PRO. Dn. II Jodhpur	PHED	0	1(ii)	4/14 to 3/17
3.	XEN PHED Distt. Dn. I Jhunjhunu	PHED	0	2(v)PART-II A	4/14 to 3/18
			30.62	1(ix)	4/14 to 3/18
4.	XEN PHED Dn. Shahpura (Jaipur)	PHED	0	7 (ii)	STARTING to 3/18
5.	XEN PHED Dn. Neem Ka Thana (Sikar)	PHED	0	1(b) (iv)	4/16 to 3/18

ABSTRACT

Name of Deptt.	No. of Units	Amount (in lakhs)
PWD	-	-
WRD	-	-
IGNP	-	-
CAD	-	-
PHED	05	30.62
Total	05	30.62

Annexure - R - (iii)

Items deleted in execution of A/F in contravention of TS and TS issued in excess

Sr. No.	Name of Division	Deptt.	Outstanding balance (in lakhs)	Para No. of Part – II - A & B	Period of IR
1	2	3	4	5	6
1	XEN PHED Dn. Jhalawar	PHED	0	2(iii)	4/16 to 3/18
			0	3(ii)	4/16 to 3/18

ABSTRACT

Name of Deptt.	No. of Units	Amount (in lakhs)
PWD	-	-
WRD	-	-
IGNP	-	-
CAD	-	-
PHED	01	-
Total	01	-

Annexure - R (iv)

**Benefit of the Project could not be achieved due to non-connection of electric connection
/ without Water storage/ certificate of commissioning of Project**

Sr. No.	Name of Division	Deptt.	Outstanding balance (in lakhs)	Para No. of Part – II - A & B	Period of IR
1	2	3	4	5	6
1	XEN PHED Dn. Jhalawar	PHED	0	1(i)	4/16 to 3/18
2	XEN PHED PRO. Dn. II Jaipur	PHED	0	1(iv)	4/16 to 3/18
3	XEN PHED Dn. Dausa	PHED	0	5(iii)	4/16 to 3/18

ABSTRACT

Name of Deptt.	No. of Units	Amount (in lakhs)
PWD	-	-
WRD	-	-
IGNP	-	-
CAD	-	-
PHED	03	-
Total	03	-

Annexure R (v)

Commencement of work without execution of contract/signature of XEN missing in contract

Sr. No.	Name of Division	Deptt.	Outstanding balance (in lakhs)	Para No. of Part – II - A & B	Period of IR
1	2	3	4	5	6
1	XEN PHED Dn. Pokaran	PHED	0	1(4)	4/16 TO 3/17
2	XEN PHED PRO. Dn. Pokaran (Jaisalmer)	PHED	0	4 (iii)	10/07 to 3/17
3	XEN PHED Distt.(Rural) Dn. II Jaipur	PHED	0	4(iv)	4/16 to 3/18
4	XEN PHED Dn. Mahua	PHED	0	1 (vii)	4/16 to 3/18
		PHED	129.42	6 (b)	4/16 to 3/18
5	XEN PHED Dn. Neem Ka Thana (Sikar)	PHED	0	2 (vii)	4/16 to 3/18

ABSTRACT

Name of Deptt.	No. of Units	Amount (in lakhs)
PWD	-	-
WRD	-	-
IGNP	-	-
CAD	-	-
PHED	05	129.42
Total	05	129.42

Annexure R (vi)

Lack of proposing of scheme in due time/Lack of preparation of DPR

Sr. No.	Name of Division	Deptt.	Outstanding balance (in lakhs)	Para No. of Part – II - A & B	Period of IR
1	2	3	4	5	6
1	XEN PHED PRO. Dn. Pokaran (Jaisalmer)	PHED	0	5 (i)	10/07 to 3/17
2	XEN PHED Dn. III (South) MIstri Khana (Jaipur)	PHED	0	2(iv)	2/14 to 3/18
3	XEN PHED Dn. Dausa	PHED	0	3 b(b)	4/16 to 3/18

ABSTRACT

Name of Deptt.	No. of Units	Amount (in lakhs)
PWD	-	-
WRD	-	-
IGNP	-	-
CAD	-	-
PHED	03	-
Total	03	-

Annexure R (vii)

Lack of submission or irregular payment of final bills/monthly bills

Sr. No.	Name of Division	Deptt.	Outstanding balance (in lakhs)	Para No. of Part – II - A & B	Period of IR
1	2	3	4	5	6
1.	XEN PHED Dn. Jhalawar	PHED	36.35	3(iv)	4/16 to 3/18
		PHED	15.22	4(ii)	4/16 to 3/18
2.	XEN PHED Dn. Baran	PHED	0	1(ii)	4/15 to 3/18
		PHED	0	2(iv)	4/15 to 3/18
3.	XEN PHED Dn. Bundi	PHED	0	2(i)(b)	4/16 to 3/18
4.	XEN PHED City Dn. III Jaipur(South)	PHED	0	1(iii)	4/14 to 3/18
5.	XEN PHED Dn. III (South) MIstri Khana (Jaipur)	PHED	0	1(iv)	2/14 to 3/18
6.	XEN PHED PRO. Dn. BALESAR	PHED	0	1 (iv)	2/14 to 3/17
7.	XEN PHED Dn. Shahpura (Jaipur)	PHED	0.41	6 (i)	STARTING to 3/18
8.	XEN PHED City Dn. II Jyoti Nagar (Jaipur)	PHED	6.57	7	4/15 to 3/18
9.	XEN PHED City Dn. Jhunjhunu	PHED	0	2 (xii)	4/16 to 3/18
10.	XEN PHED Dn. Neem Ka Thana (Sikar)	PHED	0	1 (x)	4/16 to 3/18

ABSTRACT

Name of Deptt.	No. of Units	Amount (in lakhs)
PWD	-	-
WRD	-	-
IGNP	-	-
CAD	-	-
PHED	10	58.55
Total	10	58.55

Annexure R (viii)

Irregularities in NITs and Tehnical sanction and Lack of A&F

Sr. No.	Name of Division	Deptt.	Outstanding balance (in lakhs)	Para No. of Part – II - A & B	Period of IR
1	2	3	4	5	6
1.	XEN Rigeep Dn. Barmer	PHED	0	2(1)	4/16 to 3/17
2.	XEN PHED Dn. Chhabra (Baran)	PHED	0	1(vi)	4/16 to 3/18
3.	XEN PHED Dn. Lakheri	PHED	0	1(iii)	4/14 to 3/18
4.	XEN PHED City Dn. II Kota	PHED	0	1 (ii)	4/14 to 3/18
5.	XEN PHED Dn. Bhawanimandi	PHED	0	1 (ii) PART-II A	2/14 to 3/18
		PHED	0	1 (iv) PART-II A	2/14 to 3/18
		PHED	0	1 (v) PART-II A	2/14 to 3/18
		PHED	0	1 (vii) PART-II A	2/14 to 3/18
6.	XEN PHED City Dn. III Jaipur(South)	PHED	0	1(iii) PART II A	4/14 to 3/18
		PHED	0	5(iii)	4/14 to 3/18
7.	XEN PHED PRO. Dn. Pokaran (Jaisalmer)	PHED	0	1(vii) PART II A	10/07 to 3/17
		PHED	0	1(xi) PART II A	10/07 to 3/17
		PHED	741.00	2b (i)	10/07 to 3/17
8.	XEN PHED Dn. Bassi (Jaipur)	PHED	0	1 (vi)	7/14 to 3/18
9.	XEN PHED Distt. (Rural) Dn. I Jaipur	PHED	1.49	3(a)	4/16 to 3/18
		PHED	0	3(b)(i)	4/16 to 3/18
10.	XEN PHED PRO. Dn. I Mansarovar (Jaipur)	PHED	0	4(ii)	4/15 to 3/18
11.	XEN PHED Distt. Dn. I Jhunjhunu	PHED	0	2(iv) PART-II A	4/14 to 3/18
		PHED	0	1(ii)	4/14 to 3/18
		PHED	0	2(i)	4/14 to 3/18
		PHED	0.07	2(viii)	4/14 to 3/18
12.	XEN PHED Dn. Shahpura (Jaipur)	PHED	0	4 (iii)	STARTING to 3/18
13.	XEN PHED Dn. Mahua	PHED	0	1 (i)	4/16 to 3/18
14.	XEN PHED City Dn. II Jyoti Nagar (Jaipur)	PHED	0	1 (i)	4/15 to 3/18
		PHED	1.10	1 (vii)	4/15 to 3/18
		PHED	0	2 (iii)	4/15 to 3/18
15.	XEN PHED Dn. Dausa	PHED	0	1 (i)	4/16 to 3/18
		PHED	1.54	2 (ii)	4/16 to 3/18
		PHED	0	3 a (iii)	4/16 to 3/18
16.	XEN PHED City Dn.	PHED	0	2 (ii)	4/16 to 3/18

Sr. No.	Name of Division	Deptt.	Outstanding balance (in lakhs)	Para No. of Part – II - A & B	Period of IR
1	2	3	4	5	6
	Jhunjhunu	PHED	0	3 (viii)	4/16 to 3/18
17.	XEN PHED Dn. Neem Ka Thana (Sikar)	PHED	0	2 (i)	4/16 to 3/18
18.	XEN PHED Dn. Sikar	PHED	17.68	5(i)	4/16 to 3/18
		PHED	0	5(iii)	4/16 to 3/18
19.	XEN PHED Dn. Khetri	PHED	13.39	1 (iv)	4/16 to 3/18
		PHED	0	2 (ii)	4/16 to 3/18
		PHED	0	3 (i)	4/16 to 3/18

ABSTRACT

Name of Deptt.	No. of Units	Amount (in lakhs)
PWD	-	-
WRD	-	-
IGNP	-	-
CAD	-	-
PHED	19	776.27
Total	19	776.27

Annexure R (ix)

Lack of recovery of bill making amount

Sr. No.	Name of Division	Deptt.	Outstanding balance (in lakhs)	Para No. of Part – II - A & B	Period of IR
1	2	3	4	5	6
1	XEN PHED Dn. III (South) MIstri Khana (Jaipur)	PHED	0	2(vii)	2/14 to 3/18
2	XEN PHED Distt. Dn. I Jhunjhunu	PHED	0	1(viii)	4/14 to 3/18
3	XEN PHED Dn. Mahua	PHED	0.38	1 (vi)	4/16 to 3/18
4	XEN PHED Dn. Dausa	PHED	0.21	4(iv)	4/16 to 3/18
5	XEN PHED Dn. Neem Ka Thana (Sikar)	PHED	0.38	1(b) (xi)	4/16 to 3/18
6	XEN PHED Dn. Sikar	PHED	0.85	2(iv)	4/16 to 3/18

ABSTRACT

Name of Deptt.	No. of Units	Amount (in lakhs)
PWD	-	-
WRD	-	-
IGNP	-	-
CAD	-	-
PHED	06	1.82
Total	06	1.82

Annexure-S

Statement showing instances of unauthorized financial aid /undue benefit to contractors.

S. No.	Name of division	Deptt.	Amount in Lakhs	Para no. of Part-II-B	Period of I.R.
1	2	3	4	5	6
1.	XEN PWD Dn. Malpura (Tonk)	PWD	21.16	1(3),2(1),2(9)	2017-18
2.	XEN PWD Dn. Sangod Kota	PWD	268.50	1(2),(3),2(1),2(2), 3(1),5a(1),5b(1), 5c(1)	2017-18
3.	XEN PWD Dn. Kekdi (Ajmer)	PWD	3.74	2	2017-18
4.	XEN PWD Dn. Deedwana (Nagaur)	PWD	439.06	1(9),2(9)	2017-18
5.	XEN PWD Dn. Degana (Nagaur)	PWD	2.52	2(2)	2017-18
6.	XEN PWD Dn. Parbatsar (Nagaur)	PWD	696.89	1(6),1(3),4(2),2(6), 4(2)	2017-18
7.	SE PWD District circle Nagaur	PWD	7.61	3(3)	2017-18
8.	XEN PWD Dn. Merta City (Nagaur)	PWD	27.09	1(2),2(1)	2017-18
9.	XEN PWD Dn. Merta City (Nagaur)	PWD	42.74	1(1)-pt-II-A	2017-18
10.	XEN PWD Dn. Chomella	PWD	11.83	4(3),5(2),6(4)	2017-18
11.	XEN PWD Dn. Aklera (Jhalawar)	PWD	188.33	1(1), 2(1,2), 5(3),6(2)	2017-18
12.	XEN PWD Dn. I-Sawaimadhopur	PWD	31.48	2(4)	2017-18
13.	XEN PWDDn. Hindaun City	PWD	299.9	1(2,3,8),2(5),4,5	2017-18
14.	XEN PWD Dn. I Bharatpur	PWD	115.82	3(2,3),4(1)	2017-18
15.	XEN PWD Dn. I Bhilwara	PWD	5.51	1(2)	2017-18
16.	XEN PWD Dn. I Barmer	PWD	1.12	1(2),4	2017-18
17.	XEN PWD Dn. I Alwar	PWD	381.04	2pt-II-A,1(2)pt-II-B, 1(5), 2(5),2(3),2(4), 4(1),5	2017-18
18.	XEN PWD NH Dn. I Jaipur	PWD	13.19	2(1)	2017-18
19.	XEN PWD Sikandara (Dausa)	PWD	9.67	1(6),3	2017-18
20.	XEN PWD Dn. Fulera	PWD	12.63	3(2),4	2017-18
21.	XEN PWD Dn. Balotra	PWD	8.77	1(4),2(3)	2017-18
22.	XEN PWD Dn. Dausa	PWD	26.97	2(3),3(1), 6(1)	2017-18
23.	XEN PWD Dn. Bikaner	PWD	65.73	1(2),2(2)	2017-18
24.	XEN PWD NH Dn. Kota	PWD	20.13	1(6), 2(1),	2017-18
25.	XEN PWD Dn. Sangod (Kota)	PWD	73.05	3(2,3,4), 4(1),6(1,2)	2017-18
26.	XEN PWD Dn. Itawa (Kota)	PWD	449.15	1(1a,1b)pt-II-A, 1(2), 2(2), 3(5,6) 4(4) pt- II-B	2017-18
27.	XEN PWD Dn. Anoopgarh	PWD	156.41	1(1,2)pt-II-A, 2(1)	2017-18
28.	XEN PWD City Dn. Kota	PWD	82.08	2(4),3(4), 4(4), 5(5)	2017-18
29.	XEN PWD Dn. Ratangarh (Churu)	PWD	91.30	1(3),(4),(8), 2(8), 3(11), 4(2)(3)	2017-18
30.	XEN PWD Dn. Nohar	PWD	45.96	2(3),(5), 3(2),(3),(4), 5(4)	2017-18
31.	XEN PWD Dn. Chhabra (Baran)	PWD	4.32	6(1)	2017-18
32.	XEN PWD Dn. Shahbad (Baran)	PWD	12.85	1(2),2(3),6	2017-18

S. No.	Name of division	Deptt.	Amount in Lakhs	Para no. of Part-II-B	Period of I.R.
1	2	3	4	5	6
33.	XEN PWD Dn. Khanpur (Jhalawar)	PWD	50.27	1(8), 3(3),5(2), 6(1), 7(10), 8(1)	2017-18
34.	XEN PWD Dn. Garhi (Banswara)	PWD	17.20	3(1)	2017-18
35.	XEN PWD Dn. III Pratapgarh	PWD	21.20	4,5(2)	2017-18
36.	XEN PWD Dn. Dhariyawad	PWD	3.62	1(2),2(1),3(1),3(3)	2017-18
37.	XEN PWD Dn. Nimbahera	PWD	1513.93	1(1)pt-II-A, 5	2017-18
38.	XEN PWD City Dn. Rajsamand	PWD	124.47	1(2),(5),(6),4	2017-18
39.	XEN PWD City Dn. Ballabhnagar	PWD	35.86	2(2,5)	2017-18
40.	XEN PWD City Dn. Khairwara	PWD	523.52	3(1,2),5(1)	2017-18
41.	XEN PWD City Dn. Begun	PWD	44.28	4(2), 5(7,8)	2017-18
42.	XEN PWD City Dn. Simalwara	PWD	45.42	2(3), 4(3), 5(2)	2017-18
43.	XEN PWD Dn. Bari	PWD	0.60	1(2)	2017-18
44.	XEN PWD Dn. Abu road	PWD	61.35	1(3), 5(2), 6(2), 7(2)	2017-18
45.	XEN PWD Dn. I Banswara	PWD	58.43	2(2)	2017-18
46.	XEN PWD Dn. Chittorgarh	PWD	980.72	2(2),4(1,2),5(2),6(2)	2017-18
47.	XEN PWD Dn. Bhinmal	PWD	42.41	1(12),2(1),3(7),	2017-18
48.	XEN PWD Dn. II Sawaimadhopur	PWD	738.78	1(3)	2017-18
49.	XEN PWD Dn. Sirohi	PWD	133.56	1(2),2(4),4(4)	2017-18
50.	XEN PWD Dn. Bhawanimandi	PWD	36.36	2(1)pt-II-a, 3,	2017-18
51.	XEN PWD Dn. Baran	PWD	14.44	1(6,7),2(1),4(7)	2017-18
52.	XEN PWD Dn. Ramganjmandi	PWD	2.45	1(3),	2017-18
53.	XEN PWD Dn. Suratgarh	PWD	2.35	2(3),3(7)	2017-18
54.	XEN PWD Dn. Tonk	PWD	390.14	1(1,4)pt-II-A,2(7), 5(5)	2017-18
55.	XEN PWD City Dn. Jodhpur	PWD	2.17	1(6),2(7)	2017-18
56.	XEN PWD Dn. Rajgarh (Alwar)	PWD	4.00	1(7),3(2),5(1)	2017-18
57.	XEN PWD Dn. I Jaisalmer	PWD	1.19	1(3),4	2014-18
58.	XEN PWD City Dn. II Jaipur	PWD	-	2(3)	2017-18
59.	XEN PWD Dn. Navalgarh	PWD	8.45	1(2,3),4,5,6(4)	2017-18
60.	XEN PWD Dn. Khetri	PWD	12.86	1(3),3(3),	2017-18
61.	XEN PWD Dn. Sikar	PWD	8.29	3(4),	2017-18
62.	XEN PWD Dn. Jhujhunu	PWD	119.91	1(3),2(3,7),3(1,3), 4(1,3),5(1,6)	2017-18
63.	XEN PWD Dn. Dungarpur	PWD	305.86	1(2,6),3(2),4b(1), 5(1),6(2),8(6),9	2017-18
64.	XEN PWD City Dn. I jaipur	PWD	60.12	1(1,6),2(3)	2017-18
65.	XEN PWD Dn. III Jaipur	PWD	30.85	2(2,6),4(2)	2017-18
66.	XEN PWD NH-Dn,Pali	PWD	991.78	1(3),2(1,3),4(2),5(3)	2017-18
67.	XEN WRD Anoopgarh Branch Dn. I Shri Vijaynagar	WRD	97.95	1(3),2(6) 3(3),4	2017-18
68.	XEN WRD Dn. Mahi project-I Banswara	WRD	2.19	1(2)	2017-18
69.	XEN WRD Dn. Rawatsar	WRD	150.01	2(2),3(1)	2017-18
70.	XEN WRD Dn. I Hanumangarh	WRD	35.59	1(2)pt-II-A,	2017-18
71.	XEN WRD RWSRP Dn. Raisinghnagar	WRD	0.62	4	2017-18
72.	XEN WRD Jakham Dam Dhariyabad	WRD	5.33	1(2)	2017-18
			7.03	2(4)	2017-18

S. No.	Name of division	Deptt.	Amount in Lakhs	Para no. of Part-II-B	Period of I.R.
1	2	3	4	5	6
			1.26	4	2017-18
73.	XEN WRD Parwan Project Dn. I Jhalawar	WRD	4.60	1(2)	2013-18
			4.64	1(10)	2013-18
			0.96	2	2013-18
74.	XEN WRD Dn. Rajsamand	WRD	0.30	1(3)	2017-18
			0.54	2(2)	2017-18
			0.35	4	2017-18
75.	XEN WRD Dn. Udaipur	WRD	2.91	1(8)	2017-18
			0.46	2(2)	2017-18
			1.24	2(7)	2017-18
76.	XEN WRD Dn. III Baran	WRD	18.71	4	2017-18
77.	XEN WRD Dn. I Baran	WRD	14.11	2-II-A	2017-18
			0.35	1(3)	2017-18
			29.90	1(9)	2017-18
			0.88	4	2017-18
			15.31	5(2)	2017-18
78.	XEN WRD Dn. II Chhabra	WRD	198.28	1(2)-II-A	2017-18
			19.91	2(1)	2017-18
			6.96	3	2017-18
			12.00	4(2)	2017-18
			0.70	4(4)	2017-18
			0.64	5(1)	2017-18
79.	XEN WRD Dn. Pratapgarh	WRD	4.33	1(2)-II-A	2017-18
			28.70	2(1)-II-A	2017-18
80.	XEN WRD Medium irrigation project Bhawanimandi Kota	WRD	0.66	1(2)	2017-18
81.	XEN WRD Dn. Aklera Jhalawar	WRD	0.67	1(7)	2017-18
82.	XEN WRD Jawai Canal Dn. Sumerpur	WRD	4.22	1(2)	2017-18
83.	XEN WRD Dn. Chawali, Jhalawar	WRD	142.09	1-II-A	2017-18
			44.88	1(1)-II-B	2017-18
			14.79	1(3)	2017-18
			5.39	4	2017-18
84.	XEN WRD Dn. Jalore	WRD	0.27	1(5)	2017-18
			0.24	4(6)	2017-18
85.	XEN WRD Dn. Dungarpur	WRD	0.65	1(2)	2017-18
86.	XEN WRD Dn. Jhalawar	WRD	1.15	2(3)	2017-18
		WRD	0.73	1(4)	2017-18
87.	XEN WRD Dn. Kota	WRD	0.03	1(7)	2017-18
			1.22	1(13)	2017-18
			8.21	2(7)	2017-18
			14.52	2(17)	2017-18
			0.88	3	2017-18
			16.55	7	2017-18
88.	XEN WRD Dn. Sawaimadhapur	WRD	10.26	1(3)	2017-18
			10.96	2(4)	2017-18
89.	XEN WRD Dn. II Dholpur	WRD	452.32	1(1)-II-A	2017-18
			0.44	3(7)	2017-18
90.	XEN WRD Dn. Karoli	WRD	11.73	1(3)	2017-18

S. No.	Name of division	Deptt.	Amount in Lakhs	Para no. of Part-II-B	Period of I.R.
1	2	3	4	5	6
91.	XEN WRD Dn. I Dholpur	WRD	1.21	1(5)	2017-18
92.	XEN WRD Dn. II Hanumangarh	WRD	61.16	1(1)	2017-18
93.	XEN PWD 20Dn, IGNP, Bikaner	IGNP	0.20	6(2)	2017-18
94.	XEN TMC, IGNP Dn. Mohangarh (Jaisalmer)	IGNP	175.96	1,3,4	2017-18
95.	XEN kolayat lift Dn. IGNP Bikaner	IGNP	3.04	1(2)	2017-18
96.	XEN 10 th Dn. IGNP Taranagar (Churu)	IGNP	19.92	5(a),5(b)	2017-18
97.	XEN LMC Dn. I CAD Kota	CAD	0.48	1(3)	2015-18
98.	XEN PHED DiV Jhalawar	PHED	37.15	1(iv)	4/16 to 3/18
99.	XEN PHED PRO. Div-I Jhalawar	PHED	63.02	1(ii)	4/16 to 3/18
100.	XEN PHED Dn. Baran	PHED	0.58	6	4/15 to 3/18
101.	XEN PHED Dn. Chhabra (Baran)	PHED	0	1(i)	4/16 to 3/18
			5.22	2a(i)	4/16 to 3/18
			0	2b(i)	4/16 to 3/18
			0	2b(iv)	4/16 to 3/18
102.	XEN PHED PRO. Dn. Bhawanimandi Jhalawar	PHED	7.27	1 (ii)	4/16 to 3/18
103.	XEN PHED City Dn. II Kota	PHED	201.12	1 (i)	4/14 to 3/18
			0	1 (iii)	4/14 to 3/18
104.	XEN PHED PRO. Dn. TONK	PHED	986	1(ii)	3/08 to 3/18
			0	1(iv)	3/08 to 3/18
			0	1(v)	3/08 to 3/18
			0	2	3/08 to 3/18
105.	XEN PHED Dn. Ramganjmandi (Kota)	PHED	0	1(vii)	4/16 to 3/18
106.	XEN PHED PRO. Dn. Niwai	PHED	0	3(iv)	10/07 to 3/18
			1.84	4	10/07 to 3/18
107.	XEN PHED PRO. Dn. Soyala (Tonk)	PHED	0	1(iv)	9/14 to 3/18
108.	XEN PHED City Dn. III Jaipur(South)	PHED	13.39	2(i)	4/14 to 3/18
109.	XEN PHEDPRO. Dn. SHRI MOHANGARH	PHED	0	1(i)	4/14 to 3/17
110.	XEN PHED PRO. Dn. Jaitaran	PHED	76.06	1 (xvii)	1/08 to 3/17
			0	2 (ii)	1/08 to 3/17
			13.26	2 (v)	1/08 to 3/17
111.	XEN PHED PRO. Dn. Pokaran (Jaisalmer)	PHED	6090	1(ii) PART II A	10/07 to 3/17
			103.00	2b (iii)	10/07 to 3/17
112.	XEN PHED Distt. Dn. Jaisalmer	PHED	8.17	1 (i)	4/16 to 3/17
			7.63	2 (ii)	4/16 to 3/17
			7.25	6 (ii)	4/16 to 3/17
113.	XEN PHED PRO. Dn. II Jaipur	PHED	0	1(ii)	4/16 to 3/18
			3.07	2	4/16 to 3/18
114.	XEN PHED Dn. III (South) Mlstri Khana (Jaipur)	PHED	0	1(ii)	2/14 to 3/18
			0	3(iii)	2/14 to 3/18
115.	XEN PHED Dn. Bassi (Jaipur)T	PHED	304.00	1 PART II A	7/14 to 3/18
116.	XEN PHED Distt. (Rural) Dn. I	PHED	7.31	2(i)	4/16 to 3/18

S. No.	Name of division	Deptt.	Amount in Lakhs	Para no. of Part-II-B	Period of I.R.
1	2	3	4	5	6
	Jaipur				
117.	XEN PHED Distt. Dn. I Jhunjhunu	PHED	0	1(vi)	4/14 to 3/18
118.	XEN PHED Dn. Shahpura (Jaipur)	PHED	1.26	6 (ii)	STARTING to 3/18
119.	XEN PHED City Dn. II Jyoti Nagar (Jaipur)	PHED	0.60	1 (iv)	4/15 to 3/18
			0	1 (v)	4/15 to 3/18
			58.41	1 (vi)	4/15 to 3/18
			0	3 (i)	4/15 to 3/18
			3.91	3 (iii)	4/15 to 3/18
			0	4 (i)	4/15 to 3/18
			5.31	5 (i)	4/15 to 3/18
			4.49	5 (ii)	4/15 to 3/18
			0	10	4/15 to 3/18
120.	XEN PHED Dn. Dausa	PHED	0	1 (vii)	4/16 to 3/18
121.	XEN PHED City Dn. Jhunjhunu	PHED	0	1 (iv)	4/16 to 3/18
			0	1 (xi)	4/16 to 3/18
			0	2 (ix)	4/16 to 3/18
			0	3 (ii)	4/16 to 3/18
			0.35	3 (iv)	4/16 to 3/18
			0	3 (xiii)	4/16 to 3/18
122.	XEN PHED Dn. Neem Ka Thana (Sikar)	PHED	0	1(b) (v)	4/16 to 3/18
			15.85	3 (b)(iii)	4/16 to 3/18
			3.17	3 (b)(v)	4/16 to 3/18

ABSTRACT

Name of Deptt.	No. of Units	Amount (in lakhs)
PWD	66	10003.39
WRD	26	1471.99
IGNP	04	199.12
CAD	01	0.48
PHED	25	8028.69
Total	122	19703.67

Annexure-T

Statement showing fictitious adjustment

Category of defects:

1. Material transferred to other works.
2. Material not shifted from stores.
3. Material issued to works was in excess of requirement.
4. Without budget expenditure of works charges to miscellaneous PW Advance.
5. Expenditure not related to works but charged to works.
6. Double payment.
7. Expenditure not charged to concerned head and charged to different head.
8. Material purchased at higher rate.
9. Value of hard rock useful material not recovered.

Sr. No.	Name of division	Deptt.	Amount in Lakhs	Para no. of Part-II-B	Period of I.R.	Category of defects
1	2	3	4	5	6	7
1.	XEN PWD Dn. Malpura (Tonk)	PWD	2.72	6(1)	2017-18	5
2.	XEN PWD Dn. Sangod Kota	PWD	2.12	3(2),4(2)	2017-18	5
3.	XEN PWD Dn. Kekdi (Ajmer)	PWD	130.99	1(4)	2017-18	5
4.	XEN PWD Dn. Beawar (Ajmer)	PWD	11.74	1(6), 9	2017-18	5
5.	XEN PWD NH Dn. Barmer	PWD	14.89	1(3)	2017-18	6
6.	XEN PWD NH Dn. I Jaipur	PWD	278.00	1(5)	2017-18	5
7.	XEN PWD Dn. Bikaner	PWD	26.37	1(3)	2017-18	5
8.	XEN PWD NH Dn. Kota	PWD	13.35	1(3),7	2017-18	5
9.	XEN PWD Dn. Dhariyawad	PWD	1152.07	3(3)	2017-18	5
10.	XEN PWD City Dn. Rajsamand	PWD	11.14	1(3)	2017-18	6
11.	XEN PWD Dn. Bhinmal	PWD	11.87	2(2)	2017-18	5
12.	XEN PWD Dn. Baran	PWD	4.90	1(3),	2017-18	5
13.	XEN PWD Dn. Ramganjmandi	PWD	2.14	5	2017-18	5
14.	XEN PWD Dn. Suratgarh	PWD	25.20	1(4)	2017-18	5
15.	XEN PWD Dn. Rajgarh (Alwar)	PWD	1.11	6	2017-18	5
16.	XEN PWD City Dn. II Jaipur	PWD	4.77	5	2017-18	5
17.	XEN PWD City Dn. I jaipur	PWD	3.10	5	2017-18	5
18.	XEN PWD Dn. III Jaipur	PWD	31.75	3	2017-18	5
19.	XEN Khamera canal Dn. Mahi Proj. Banswara	WRD	4.77	1(2)	2017-18	5
20.	XEN WRD Dn. Rawatsar	WRD	0.57	1(3)	2017-18	5
		WRD	0.54	2(4)	2017-18	5
		WRD	0.43	3(5)	2017-18	5
21.	XEN WRD Parwan Project Dn. I Jhalawar	WRD	0.29	3	2013-18	5
22.	XEN WRD Dn. Udaipur	WRD	2.16	4(2)	2017-18	5
23.	XEN WRD Dn. III Baran	WRD	11.12	3	2017-18	5

Sr. No.	Name of division	Deptt.	Amount in Lakhs	Para no. of Part-II-B	Period of I.R.	Category of defects
1	2	3	4	5	6	7
24.	XEN WRD Dn. I Baran	WRD	2.11	7	2017-18	5
25.	XEN WRD Dn. II Chhabra	WRD	1.24	1(6)	2017-18	5
		WRD	23.03	1(3)-II-A	2017-18	5
26.	XEN WRD Medium irrigation project Bhawanimandi Kota	WRD	1.31	1(7)	2017-18	5
27.	XEN WRD Dn. Aklera Jhalawar	WRD	2.54	1(5)	2017-18	5
			0.89	2(2)	2017-18	5
28.	XEN WRD Jawai Canal Dn. Sumerpur	WRD	2.19	1(1)	2017-18	5
		WRD	4.96	2(3)	2017-18	5
29.	XEN WRD Dn. Jhalawar	WRD	2.37	1(3)	2017-18	5
30.	XEN WRD Dn. Kota	WRD	0.46	6	2017-18	5
		WRD	1.21	8	2017-18	5
31.	XEN WRD Dn. II Dholpur	WRD	65.00	2-II-A	2017-18	5
		WRD	0.93	4(1)	2017-18	5
32.	XEN PHED Dn. Baran	PHED	51.38	3(i)	4/15 to 3/18	6
33.	XEN PHED Dn. Chhabra (Baran)	PHED	2.94	1(iv)	4/16 to 3/18	1
			76.58	1(v)	4/16 to 3/18	5
34.	XEN PHED Distt. Dn. Jaisalmer	PHED	6.63	7(ii)	4/16 to 3/17	5
35.	XEN PHED Dn. III (South) MIstri Khana (Jaipur)	PHED	0	1(iii)	2/14 to 3/18	5
36.	XEN PHED City Dn. I (NORTH)Jaipur	PHED	0	1 (vii)	4/15 to 3/18	5
37.	XEN PHED Dn. Mahua	PHED	0.60	8 (ii)	4/16 to 3/18	5
38.	XEN PHED Dn. Sikar	PHED	0	5(vii)	4/16 to 3/18	3
39.	XEN PHED Dn. Khetri	PHED	1.77	8	4/16 to 3/18	3

ABSTRACT

Name of Deptt.	No. of Units	Amount (in lakhs)
PWD	18	1728.23
WRD	13	128.12
IGNP	-	-
CAD	-	-
PHED	08	139.90
Total	39	1996.25

Annexure-U

Statement showing cases of non-production of records/information to Audit party

Sr. No.	Name of division	Deptt.	Para no. of Part-II-B	Period of I.R.
1	2	3	5	6
1.	SE PWD District circle Nagaur	PWD	1(7)	2017-18
2.	XEN PWD Dn. Aklera (Jhalawar)	PWD	1(14)	2017-18
3.	XEN PWD Dn. Bikaner	PWD	3(3)	2017-18
4.	XEN PWD Dn. Chhabra (Baran)	PWD	2(4), 7(12)	2017-18
5.	XEN PWD Dn. Shahbad (Baran)	PWD	1(5),2(10)	2017-18
6.	XEN PWD Dn. Khanpur (Jhalawar)	PWD	1(8),4(4),7(11)	2017-18
7.	XEN PWD City Dn. Rajsamand	PWD	1(7)	2017-18
8.	XEN PWD Dn. Navalgarh	PWD	1(4)	2017-18
9.	XEN PWD Dn. Sikar	PWD	5(6)	2017-18
10.	XEN PWD Dn. Salumber	PWD	2(2)	2017-18
11.	XEN WRD Dn. I Baran	WRD	1(10)	2017-18
12.	XEN WRD Dn. Aklera Jhalawar	WRD	1(3)	2017-18
13.	XEN WRD Jawai Canal Dn. Sumerpur	WRD	3(5)	2017-18
14.	XEN WRD Dn. Jalore	WRD	3(9)	2017-18
15.	XEN WRD Dn. Sawaimadhopur	WRD	1(12)	2017-18
16.	XEN WRD Dn. II Dholpur	WRD	1(3)	2017-18
		WRD	2(7)	2017-18
17.	XEN WRD Dn. II Hanumangarh	WRD	1(2)	2017-18
18.	XEN PHED Dn. Jhalawar	PHED	3(vi)	4/16 to 3/18
19.	XEN PHED NAGAR Dn. I Kota	PHED	2(v)	4/15 to 3/18
		PHED	2(vi)	4/15 to 3/18
20.	XEN PHED Dn. Baran	PHED	2(iii)	4/15 to 3/18
21.	XEN PHED Distt. Dn. Kota	PHED	1(iv)	4/15 to 3/18
		PHED	3(vii)	4/15 to 3/18
		PHED	3(viii)	4/15 to 3/18
		PHED	7(ix)	4/15 to 3/18
		PHED	7(x)	4/15 to 3/18
22.	XEN PHED Dn. Bundi	PHED	3(v)	4/16 to 3/18
23.	XEN PHED PRO Dn. Bundi	PHED	2a (ii)	4/16 to 3/18
		PHED	2b (i)	4/16 to 3/18
24.	XEN PHED PRO Dn. I Kota	PHED	1 (v)	4/16 to 3/18
25.	XEN PHED Dn. Lakheri	PHED	2(vi)	4/14 to 3/18
		PHED	2(viii)	4/14 to 3/18

Sr. No.	Name of division	Deptt.	Para no. of Part-II-B	Period of I.R.
1	2	3	5	6
			2(ix)	4/14 to 3/18
26.	XEN PHED City Dn. II Kota	PHED	1 (i)	4/14 to 3/18
			2b (vi)	4/14 to 3/18
			3 (ix)	4/14 to 3/18
27.	XEN PHED Dn. Bhawanimandi	PHED	1 (xii) PART-II A	2/14 to 3/18
			1 (xiii) PART-II A	2/14 to 3/18
			1a (vi)	2/14 to 3/18
			1b (v)	2/14 to 3/18
			1b (vi)	2/14 to 3/18
28.	XEN PHED Dn. Ramganjmandi (Kota)	PHED	3(vii)	4/16 to 3/18
			3(viii)	4/16 to 3/18
			7(vi)	4/16 to 3/18
			7(vii)	4/16 to 3/18
29.	XEN PHED PRO. Dn. Niwai	PHED	3(v)	10/07 to 3/18
30.	XEN PHED PRO. Dn. SHRI MOHANGARH	PHED	1(ii)	4/14 to 3/17
31.	XEN PHED PRO. Dn. Jaitaran	PHED	1(i)	1/08 to 3/17
			3	1/08 to 3/17
32.	XEN PHED PRO. Dn. Pokaran (Jaisalmer)	PHED	2a (vii)	10/07 to 3/17
33.	XEN PHED Distt. Dn. Jaisalmer	PHED	1 (ix)	4/16 to 3/17
34.	XEN PHED PRO. Dn. II Jodhpur	PHED	3	4/14 to 3/17
35.	XEN PHED Dn. Bassi (Jaipur)	PHED	1 (vii)	7/14 to 3/18
36.	XEN PHED Distt. (Rural) Dn. I Jaipur	PHED	7	4/16 to 3/18
37.	XEN PHED City Dn. I (North) Jaipur	PHED	2 (v)	4/15 to 3/18
			2 (vi)	4/15 to 3/18
38.	XEN PHED Distt. Dn. I Jhunjhunu	PHED	2(vi) PART-II A	4/14 to 3/18
			2(vii) PART-II A	4/14 to 3/18
			1(iii) (d)	4/14 to 3/18
39.	XEN PHED Distt.(Rural) Dn. II Jaipur	PHED	4(vi)	4/16 to 3/18
			4(vii)	4/16 to 3/18
40.	XEN PHED Dn. Mahua	PHED	1 (ii) (d)	4/16 to 3/18
			2 a (iv)	4/16 to 3/18
			2b (iv)	4/16 to 3/18
			6 (c)	4/16 to 3/18
41.	XEN PHED City Dn. II Jyoti Nagar (Jaipur)	PHED	4 (ii)	4/15 to 3/18
42.	XEN PHED Dn. Dausa	PHED	1 (ii)(d)	4/16 to 3/18
			2 (v)	4/16 to 3/18
			5(vi)	4/16 to 3/18
			5(vii)	4/16 to 3/18
43.	XEN PHED City Dn. Jhunjhunu	PHED	1 (vii)	4/16 to 3/18
			1 (xvii)	4/16 to 3/18
			2 (iii)(c)	4/16 to 3/18
			2 (vii)	4/16 to 3/18
			3 (vi)	4/16 to 3/18
			3 (vii)	4/16 to 3/18

Sr. No.	Name of division	Deptt.	Para no. of Part-II-B	Period of I.R.
1	2	3	5	6
			7 (vii)	4/16 to 3/18
			10	4/16 to 3/18
44.	XEN PHED Dn. Neem Ka Thana (Sikar)	PHED	1 (vi)	4/16 to 3/18
			1(b) (viii)	4/16 to 3/18
			3 (a)(vi)	4/16 to 3/18
			3 (b)(viii)	4/16 to 3/18
45.	XEN PHED Dn. Khetri	PHED	2 (iv)(d)	4/16 to 3/18
			2 (xiii)	4/16 to 3/18

ABSTRACT

Name of Deptt.	No. of Units	Amount (in lakhs)
PWD	10	-
WRD	07	-
IGNP	-	-
CAD	-	-
PHED	28	-
Total	45	-

Annexure-V

Statement showing non-reconciliation (monthly) with treasury (form-51)

Sr. No.	Name of division	Deptt.	Amount in Lakhs		Para no. of Part-II-B	Period of I.R.
			Challans	Cheques		
1	2	3	I	II	5	6
1.	XEN PWD Dn. Malpura (Tonk)	PWD	0.03	-	6(5)	2017-18
2.	XEN PWD Dn. Kuchaman City (Nagaur)	PWD	4.34	2.70	8(17)	2017-18
3.	XEN PWD Dn. Kekdi (Ajmer)	PWD	-	-	6(16)	2017-18
4.	XEN PWD Dn. Deedwana (Nagaur)	PWD	-	-	6(17)	2017-18
5.	XEN PWD Dn. Degana (Nagaur)	PWD	-	-	8(17)	2017-18
6.	XEN PWD Dn. Nagaur	PWD	-	-	5(18)	2017-18
7.	XEN PWD Dn. Merta City (Nagaur)	PWD	-	-	5(17)	2017-18
8.	XEN PWD Dn. Mandalgarh (Bhilwara)	PWD	-	0.47	6(16)	2017-18
9.	XEN PWD Dn. Chomella	PWD	1.06	93.42	8(17)	2017-18
10.	XEN PWD Dn. I-Sawaimadhopur	PWD	-	-	7(18)	2017-18
11.	XEN PWDDn. Sapotara	PWD	-0.05	97.07	8(17)	2017-18
12.	XEN PWDDn. Hindaun City	PWD	0.48	0.67	8(14)	2017-18
13.	XEN PWD Dn. I Bharatpur	PWD	-	-	11(17)	2017-18
14.	XEN PWD Dn. Bayana	PWD	15.61	88.04	8(19)	2017-18
15.	XEN PWD Dn. I Bhilwara	PWD	270.62	65.44	6(16)	2017-18
16.	XEN PWD Dn. Ajmer	PWD	-	-	9(15)	2017-18
17.	XEN PWD Dn. I Barmer	PWD	28.92	2.03	6(17)	2017-18
18.	XEN PWD NH Dn. Barmer	PWD	2.14	5.64	6(17)	2017-18
19.	XEN PWD Dn. I Alwar	PWD	53.21	275.76	8(15)	2017-18
20.	XEN PWD Mechanical Dn. Jaipur	PWD	-14.22	5.40	2(18)	2017-18
21.	XEN PWD Dn. Shahpura Jaipur	PWD	-	-	7(15)	2017-18
22.	XEN PWD NH Dn. I Jaipur	PWD	12.54	8.03	7(18)	2017-18
23.	XEN PWD Sikandara (Dausa)	PWD	12.84	43.32	10(15)	2017-18
24.	XEN PWD Dn. II Alwar	PWD	1.16	281.6	4(16)	2017-18
25.	XEN PWD Dn. Phulera	PWD	35.73	8.21	7(15)	2017-18
26.	XEN PWD Dn. Balotra	PWD	-	-	6(16)	2017-18
27.	XEN PWD Dn. Dausa	PWD	7.51	108.56	8(17)	2017-18
28.	XEN PWD Dn. Bikaner	PWD	-6.18	0.47	7(18)	2017-18
29.	XEN PWD NH Dn. Kota	PWD	-0.09	-2.66	7(17)	2017-18
30.	XEN PWD Dn. Sangod (Kota)	PWD	-8.23	1730.76	9(15)	2017-18
31.	XEN PWD Dn. Itawa (Kota)	PWD	1.49	-0.91	9(18)	2017-18
32.	XEN PWD Dn. Anoopgarh	PWD	0.007	-	8(18)	2017-18
33.	XEN PWD City Dn. Kota	PWD	-50.01	34.16	7(15)	2017-18
34.	XEN PWD Dn. Ratangarh (Churu)	PWD	-	-	6(18)	2017-18
35.	XEN PWD Dn. Nohar	PWD	0.01	8.26	9(14)	2017-18
36.	XEN PWD Dn. Chhabra (Baran)	PWD	-0.13	8.08	8(18)	2017-18
37.	XEN PWD Dn. Shahbad (Baran)	PWD	1.15	2.04	9(17)	2017-18

Sr. No.	Name of division	Deptt.	Amount in Lakhs		Para no. of Part-II-B	Period of I.R.
			Challans	Cheques		
1	2	3	I	II	5	6
38.	XEN PWD Dn. Khanpur (Jhalawar)	PWD	-	-	10(17)	2017-18
39.	XEN PWD Dn. Garhi (Banswara)	PWD	13.56	213.45	6(19)	2017-18
40.	XEN PWD Dn. III Pratapgarh	PWD	-1.81	4.38	10(15)	2017-18
41.	XEN PWD Dn. Dhariyawad	PWD	-0.07	0.67	5(16)	2017-18
42.	XEN PWD Dn. Nimbahera	PWD	4.10	37.47	7(17)	2017-18
43.	XEN PWD City Dn. Udaipur	PWD	-	-	5(17)	2017-18
44.	XEN PWD City Dn. Rajsamand	PWD	0.09	0.18	5(20)	2017-18
45.	XEN PWD City Dn. Ballabhnagar	PWD	-	-	6(17)	2017-18
46.	XEN PWD City Dn. Khairwara	PWD	-	-	9(15)	2017-18
47.	XEN PWD City Dn. Begun	PWD	134.43	31.32	10(14)	2017-18
48.	XEN PWD City Dn. Simalwara	PWD	-	-	7(16)	2017-18
49.	XEN PWD Dn. Bari	PWD	15.61	88.04	8(19)	2017-18
50.	XEN PWD Dn. Abu road	PWD	-	-	9(15)	2017-18
51.	XEN PWD Dn. I Banswara	PWD	-	-	7(15)	2017-18
52.	XEN PWD Dn. Chittorgarh	PWD	23.54	29.21	9(19)	2017-18
53.	XEN PWD Dn. Bhinmal		28.47	322.05	7(16)	2017-18
54.	XEN PWD Dn. II Sawaimadhpor	PWD	45.49	3.05	6(16)	2017-18
55.	XEN PWD Dn. Sirohi	PWD	0.03	-	6(17)	2017-18
56.	XEN PWD Dn. Bhawanimandi	PWD	17.73	101.01	7(16)	2017-18
57.	XEN PWD Dn. Baran	PWD	-3.71	20.89	7(21)	2017-18
58.	XEN PWD Dn. Ramganjmandi	PWD	2.93	0.84	7(17)	2017-18
59.	XEN PWD Dn. Suratgarh	PWD	0.25	4.02	6(19)	2017-18
60.	XEN PWD Dn. Tonk	PWD	-179.24	-98.99	13(18)	2017-18
61.	XEN PWD Dn. Rajgarh (Alwar)	PWD	3.90	59.21	8(18)	2017-18
62.	XEN PWD Dn. I Jaisalmer	PWD	2.55	-69.07	7(14)	2014-18
63.	XEN PWD City Dn. II Jaipur	PWD	-299.43	58.59	8(14)	2017-18
64.	XEN PWD Dn. Navalgarh	PWD	-0.03	-11.85	9(17)	2017-18
65.	XEN PWD Dn. SMS Medical college Jaipur	PWD	-	-	6(15)	2017-18
66.	XEN PWD Dn. Khetri	PWD	3.01	12.52	7(17)	2017-18
67.	XEN PWD Dn. Sikar	PWD	11.07	3.66	7(15)	2017-18
68.	XEN PWD Dn. Jhujhunu	PWD	3.70	124.92	6(18)	2017-18
69.	XEN PWD Dn. Dungarpur	PWD	11.37	2.18	12(16)	2017-18
70.	XEN PWD Dn. Salumber	PWD	-1.58	-0.43	6(17)	2017-18
71.	XEN PWD City Dn. I jaipur	PWD	-	-	8(15)	2017-18
72.	XEN PWD Construction Dn. Jaipur	PWD	97.49	6.17	4(17)	2017-18
73.	XEN PWD Dn. Fatehpur	PWD	0.05	31.59	8(17)	2017-18
74.	XEN PWD Dn. III Jaipur	PWD	-	-	8(17)	2017-18
75.	XEN PWD NH-Dn,Pali	PWD	18.96	20.73	7(17)	2017-18
76.	XEN Khamera canal Dn. Mahi Proj. Banswara	WRD	-	0.19	4(19)	2017-18
77.	XEN WRD Anoopgarh Branch Dn. I Shri Vijaynagar	WRD	0.55	0.99	7(19)	2017-18

Sr. No.	Name of division	Deptt.	Amount in Lakhs		Para no. of Part-II-B	Period of I.R.
			Challans	Cheques		
1	2	3	I	II	5	6
78.	XEN WRD Gangnagar regulation, Dn. Sriganganagar	WRD	0.35	1.82	4(21)	2017-18
79.	XEN WRD Dn. Suratgarh	WRD	-0.45	-14.68	6(15)	2017-18
80.	XEN WRD Dn. Mahi project-I Banswara	WRD	39.72	19.38	7(16)	2017-18
81.	XEN WRD Dn. Rawatsar	WRD	1.01	0.20	6(19)	2017-18
82.	XEN WRD Dn. I Hanumangarh	WRD	-0.04	-	7(19)	2017-18
83.	XEN WRD (LMC) Dn. Ghari Partapur Banswara	WRD	13.48	16.24	4(15)	2017-18
84.	XEN WRD Dn. Nohar	WRD	-	0.22	7(16)	2017-18
85.	XEN WRD RWSRP Dn. Raisinghnagar	WRD	-	25.55	6(18)	2017-18
86.	XEN WRD Jakham Dam Dhariyabad	WRD	0.72	0.65	6(16)	2017-18
87.	XEN WRD Parwan Project Dn. I Jhalawar	WRD	-	0.68	5(16)	2013-18
88.	XEN WRD Dn. Rajsamand	WRD	14.00	-8.87	7(15)	2017-18
89.	XEN WRD Dn. Udaipur	WRD	0.29	5.93	7(14)	2017-18
90.	XEN WRD Dn. III Baran	WRD	1.01	27.82	6(17)	2017-18
91.	XEN WRD Dn. I Baran	WRD	-1.70	-7.63	8(15)	2017-18
92.	XEN WRD Medium irrigation project Bhawanimandi Kota	WRD	-	393.09	7(15)	2017-18
93.	XEN WRD Dn. Aklera Jhalawar	WRD	147.36	10.11	9(14)	2017-18
94.	XEN WRD Jawai Canal Dn. Sumerpur	WRD	-2.22	15.25	7(18)	2017-18
95.	XEN WRD Dn. Banswara	WRD	-2.55	-19.33	7(18)	2017-18
96.	XEN WRD Dn. Chawali, Jhalawar	WRD	7.20	-335.60	8(15)	2017-18
97.	XEN WRD Dn. Jalore	WRD	7.76	0.06	8(19)	2017-18
98.	XEN WRD Dn. Dungarpur	WRD	-0.29	56.36	7(17)	2017-18
99.	XEN WRD Dn. Jhalawar	WRD	-0.05	80.03	7(16)	2017-18
100.	XEN WRD Dn. Kota	WRD	-3.94	21.78	11(15)	2017-18
101.	XEN WRD Dn. Alwar	WRD	0.61	4.38	5(19)	2017-18
102.	XEN WRD Dn. Sawaimadhopur	WRD	-	4.63	10(14)	2017-18
103.	XEN WRD Dn. II Dholpur	WRD	-	-	7(15)	2017-18
104.	XEN WRD Dn. Karoli	WRD	2.91	66.82	6(20)	2017-18
105.	XEN WRD Dn. I Dholpur	WRD	-	-	8(15)	2017-18
106.	XEN WRD Dn. Sikar		0.63	0.96	9(17)	2017-18
107.	XEN WRD Dn. Tonk		197.41	7.77	6(17)	2017-18
108.	XEN WRD Regulation Dn. I Hanumangarh	WRD	26.70	-	7(17)	2017-18
109.	XEN WRD Dn. II Hanumangarh	WRD	1.09	2.63	9(16)	2017-18
110.	XEN WRD Dn. Bhikabhai, Sagwara	WRD	-	20.97	5(17)	2017-18
111.	XEN PWD 20Dn, IGNP, Bikaner	IGNP	2.84	334.36	10(19)	2017-18
112.	XEN TMC, IGNP Dn. Mohangarh (Jaisalmer)	IGNP	31.27	3.97	7(16)	2017-18

Sr. No.	Name of division	Deptt.	Amount in Lakhs		Para no. of Part-II-B	Period of I.R.
			Challans	Cheques		
1	2	3	I	II	5	6
113.	XEN kolayat lift Dn. IGNP Bikaner	IGNP	0.13	0.13	4(19)	2017-18
114.	XEN 10 th Dn. IGNP Taranagar (Churu)	IGNP	12.92	14.86	7(18)	2017-18
115.	XEN Gang Canal, OFD Dn. III Suratgarh	CAD	-	-	4(19)	2017-18
116.	XEN Gang Canal, OFD Dn. I Srivijaynagar Hanumangarh	CAD	-	-	5(18)	2013-18
117.	XEN Gang Canal, OFD Dn. VII Sriganganagar	CAD	-	-	6(18)	2013-18
118.	XEN LMC Dn. I CAD Kota	CAD	-	-	7(18)	2015-18
119.	XEN PHED Dn. Jhalawar	PHED	45.08	8.94	10(xvi)	4/16 to 3/18
120.	XEN PHED PRO. Div-I Jhalawar	PHED	-11.04	0.17	3(xvi)	4/16 to 3/18
121.	XEN PHED PRO. Div-II Jhalawar	PHED	0.01	3.00	2(xvi)	4/15 to 3/18
122.	XEN PHED NAGAR Dn. I Kota	PHED	507.95	-24.30	6(xvi)	4/15 to 3/18
123.	XEN PHED Dn. Baran	PHED	56.96	27.77	11(xv)	4/15 to 3/18
124.	XEN PHED Distt. Dn. Kota	PHED	43.66	16.86	9(xvi)	4/15 to 3/18
125.	XEN PHED Dn. Bundi	PHED	8.89	4.21	9 (xvi)	4/16 to 3/18
126.	XEN PHED Dn. Lakheri	PHED	9.94	2.41	11(xvi)	4/14 to 3/18
127.	XEN PHED City Dn. II Kota	PHED	17.49	13.00	7(xvi)	4/14 to 3/18
128.	XEN PHED Dn. Bhawanimandi	PHED	6.99	2.14	7(xvi)	2/14 to 3/18
129.	XEN PHED Dn. Ramganjmandi (Kota)	PHED	10.10	7.65	11(xvi)	4/16 to 3/18
130.	XEN PHED City Dn. III Jaipur(South)	PHED	-3.53	0	9(xviii)	4/14 to 3/18
131.	XEN PHED Distt. Dn. Jaisalmer	PHED	-23.71	-107.89	10(xx)	4/16 to 3/17
132.	XEN PHED PRO. Dn. II Jaipur	PHED	8.43	0.005	3(xvi)	4/16 to 3/18
133.	XEN PHED Dn. III (South) MIstri Khana (Jaipur)	PHED	16.80	1.50	8(xvi)	2/14 to 3/18
134.	XEN PHED Distt. (Rural) Dn. I Jaipur	PHED	4.90	35.17	8(xix)	4/16 to 3/18
135.	XEN PHED PRO. Dn. I Mansarovar (Jaipur)	PHED	-4.28	35.88	5(xvi)	4/15 to 3/18
136.	XEN PHED City Dn. I (North)Jaipur	PHED	102.91	6.84	8 (xvi)	4/15 to 3/18
137.	XEN PHED Distt. Dn. I Jhunjhunu	PHED	-1.45	4.88	7(xvi)	4/14 to 3/18
138.	XEN PHED Distt.(Rural) Dn. II Jaipur	PHED	329.34	-57.99	11 (xvi)	4/16 to 3/18
139.	XEN PHED City Dn. II Jyoti Nagar (Jaipur)	PHED	5.57	-3.66	12 (xvi)	4/15 to 3/18
140.	XEN PHED Dn. Dausa	PHED	-78.15	23.67	12(xviii)	4/16 to 3/18
141.	XEN PHED City Dn. Jhunjhunu	PHED	-0.53	19.98	14 (xvi)	4/16 to 3/18
142.	XEN PHED Dn. Neem Ka Thana (Sikar)	PHED	-2.11	0.55	12(xvi)	4/16 to 3/18
143.	XEN PHED Dn. Sikar	PHED	-4.58	8.92	11(xvi)	4/16 to 3/18
144.	XEN PHED PRO.Dn. Dudu	PHED	3.09	33.35	7(xvi)	4/16 to 3/18
145.	XEN PHED DRILLING Dn.	PHED	9.44	0.96	6(xiv)	4/14 to 3/18

Sr. No.	Name of division	Deptt.	Amount in Lakhs		Para no. of Part-II-B	Period of I.R.
			Challans	Cheques		
1	2	3	I	II	5	6
	ALWAR					
146.	XEN PHED DRILLING Dn. Pali	PHED	4.76		5	4/15 to 3/18
			1.11	-0.36	6(xvi)	4/15 to 3/18
147.	XEN PHED & HP Dn. Udaipur	PHED	1.69	-8.02	9(xvi)	4/15 to 3/18
148.	XEN PHED Dn. Khetri	PHED	46.23	399.62	10 (xvi)	4/16 to 3/18
149.	XEN PHED DRILLING Dn. Jodhpur	PHED	15.33	9.60	9(xviii)	4/14 to 3/18

ABSTRACT

Name of Deptt.	No. of Units	Amount (in lakhs)	
		Challan	Cheque
PWD	75	322.40	3862.37
WRD	35	641.66	2749.89
IGNP	04	47.16	353.32
CAD	04	-	-
PHED	31	1127.29	464.85
Total	149	2138.51	7430.43

Annexure-W

Statement showing non-imposition of penalty/compensation/liquidated damages and recovery of L.D. not credited to the Revenue Head/B.G. amount not forfeited

Sr. No.	Name of division	Deptt.	Amount in Lakhs	Para no. of Part-II-B	Period of I.R.
1	2	3	4	5	6
1.	XEN PWD Dn. Malpura (Tonk)	PWD	8.32	2(1)	2017-18
2.	XEN PWD Dn. Degana (Nagaur)	PWD	18.97	4(3)	2017-18
3.	XEN PWD Dn. Parbatsar (Nagaur)	PWD	17.92	4(2)	2017-18
4.	XEN PWD Dn. Chomella	PWD	41.18	1 (7)	2017-18
5.	XEN PWD Dn. II Aklera (Jhalawar)	PWD	62.74	1(2),2(2),3(2), 3(5),4(4)	2017-18
6.	XEN PWD Dn. I-Sawaimadhopur	PWD	-	1(1)	2017-18
7.	XEN PWDDn. Sapotara	PWD	18.85	2(3),5(2),6(1), 7	2017-18
8.	XEN PWDDn. Hindaun City	PWD	6.16	2(5)	2017-18
9.	XEN PWD Dn. I Bharatpur	PWD	57.90	1(3,9),2(5)	2017-18
10.	XEN PWD Dn. Bayana	PWD	-	1(2)	2017-18
11.	XEN PWD Dn. Beawar (Ajmer)	PWD	12.05	1(8)	2017-18
12.	XEN PWD Dn. I Bhilwara	PWD	24.43	3(3),	2017-18
13.	XEN PWD Dn. I Barmer	PWD	7.67	3(1)	2017-18
14.	XEN PWD Dn. Shahpura Jaipur	PWD	14.12	2(1)	2017-18
15.	XEN PWD NH Dn. I Jaipur	PWD	2.77	5(2,4)	2017-18
16.	XEN PWD Dn. Phulera	PWD	7.61	3(2)	2017-18
17.	XEN PWD Dn. Balotra	PWD	7.59	4(1)	2017-18
18.	XEN PWD Dn. Dausa	PWD	127.84	1(7)	2017-18
19.	XEN PWD Dn. Bikaner	PWD	5.56	5	2017-18
20.	XEN PWD Dn. Itawa (Kota)	PWD	49.46	3(3),4(3)	2017-18
21.	XEN PWD Dn. Anoopgarh		11.54	3(3)	2017-18
22.	XEN PWD City Dn. Kota	PWD	128.48	1(2), 2(3), 3(2), 4(2), 5(3)	2017-18
23.	XEN PWD Dn. Ratangarh (Churu)	PWD	35.86	1(9),3(9), 4(1)	2017-18
24.	XEN PWD Dn. Nohar	PWD	43.20	2(4),5(3)	2017-18
25.	XEN PWD Dn. Chhabra (Baran)	PWD	41.68	2(1)	2017-18
26.	XEN PWD Dn. Shahbad (Baran)	PWD	210.74	4(3)	2017-18
27.	XEN PWD Dn. Khanpur (Jhalawar)	PWD	38.01	3(5), 4(2), 7(1)	2017-18
28.	XEN PWD Dn. III Pratapgarh	PWD	10.66	3(1)	2017-18
29.	XEN PWD Dn. Nimbahera	PWD	19.54	1, 2(2),4	2017-18
30.	XEN PWD Dn. Rajsamand	PWD	18.95	2(3)	2017-18
31.	XEN PWD Dn. Ballabhagar	PWD	6.27	2(1)	2017-18
32.	XEN PWD Dn. Khairwara	PWD	14.81	2(2), 4(1)	2017-18
33.	XEN PWD Dn. Begun	PWD	-	1(3),4(1)	2017-18

Sr. No.	Name of division	Deptt.	Amount in Lakhs	Para no. of Part-II-B	Period of I.R.
1	2	3	4	5	6
34.	XEN PWD Dn. Simalwara	PWD	7.64	1(1), 4(1)	2017-18
35.	XEN PWD Dn. Bari	PWD	7.65	1(1), 2(1)	2017-18
36.	XEN PWD Dn. Abu road	PWD	14.17	2(1)	2017-18
37.	XEN PWD Dn. I Banswara	PWD	23.72	2(1),3	2017-18
38.	XEN PWD Dn. Chittorgarh	PWD	124.31	1,2(1),3,4(4), (5),6(1)	2017-18
39.	XEN PWD Dn. II Sawaimadhopur	PWD	39.20	2(3),4(1)	2017-18
40.	XEN PWD Dn. Baran	PWD	31.48	2(2)	2017-18
41.	XEN PWD Dn. Ramganjmandi	PWD	0.46	3	2017-18
42.	XEN PWD Dn. Suratgarh	PWD	440.12	1(8),3(6)	2017-18
43.	XEN PWD Dn. Tonk	PWD	171.81	3(1)	2017-18
44.	XEN PWD City Dn. Jodhpur	PWD	79.08	1(9)	2017-18
45.	XEN PWD Dn. Rajgarh (Alwar)	PWD	68.87	1(4),4(3),5(2))	2017-18
46.	XEN PWD City Dn. II Jaipur	PWD	39.31	2(1),3(1)	2017-18
47.	XEN PWD Dn. Navalgarh	PWD	30.74	6(3)	2017-18
48.	XEN PWD Dn. SMS Medical college Jaipur	PWD	3.45	1(1)	2017-18
49.	XEN PWD Dn. Khetri	PWD	34.04	1(2),3(2)	2017-18
50.	XEN PWD Dn. Sikar	PWD	40.52	2(1),3(1),5(2))	2017-18
51.	XEN PWD Dn. Jhujhunu	PWD	23.38	1(3),2(9),4(4))	2017-18
52.	XEN PWD Dn. Salumber	PWD	21.82	1a,1b	2017-18
53.	XEN PWD City Dn. I jaipur	PWD	6.07	2(2),4(1)	2017-18
54.	XEN PWD Dn. Fatehpur	PWD	11.04	1(7)	2017-18
55.	XEN PWD Dn. III Jaipur	PWD	17.83	1(2),2(1),4(1))	2017-18
56.	XEN PWD NH-Dn,Pali	PWD	31.69	1(1),5(3)	2017-18
57.	XEN Khamera canal Dn. Mahi Proj. Banswara	WRD	1.82	1(1)	2017-18
58.	XEN WRD Anoopgarh Branch Dn. I Shri Vijaynagar	WRD	-	3(4)	2017-18
59.	XEN WRD Dn. Suratgarh	WRD	72.26	1(2)	2017-18
60.	XEN WRD Dn. Mahi project-I Banswara	WRD	9.77	2(1)	2013-18
61.	XEN WRD Dn. Rawatsar	WRD	247.38	1(1),2(1)	2017-18
62.	XEN WRD (LMC) Dn. Ghari Partapur Banswara	WRD	0.99	2	2017-18
63.	XEN WRD Dn. Nohar	WRD	1.14	2	2017-18
64.	XEN WRD RWSRP Dn. Raisinghnagar	WRD	0.99	2	2017-18
65.	XEN WRD Jakham Dam Dhariyabad	WRD	51.97	2(1)	2017-18
66.	XEN WRD Parwan Project Dn. I Jhalawar	WRD	96.11	1(6)	2017-18
67.	XEN WRD Dn. Udaipur	WRD	6.15	1(2)	2017-18
		WRD	5.14	2(3)	2017-18

Sr. No.	Name of division	Deptt.	Amount in Lakhs	Para no. of Part-II-B	Period of I.R.
1	2	3	4	5	6
		WRD	4.38	2(5)	2017-18
		WRD	4.62	3(1)	2017-18
68.	XEN WRD Dn. IV NCP Sanchore	WRD	1.90	4	2017-18
69.	XEN WRD Dn. III Baran	WRD	1.90	1(2)	2017-18
70.	XEN WRD Dn. I Baran	WRD	22.57	2(2)	2017-18
71.	XEN WRD Dn. II Chhabra	WRD	34.04	2(1)-II-A	2017-18
			123.60	1(1)	2017-18
72.	XEN WRD Dn. Pratapgarh	WRD	506.00	1(1)-II-a	2017-18
			168.06	1(8)	2017-18
73.	XEN WRD Medium irrigation project Bhawanimandi Kota	WRD	70.02	2(5)	2017-18
			23.35	3(1)	2017-18
74.	XEN WRD Dn. Aklera Jhalawar	WRD	146.51	1(1)	2017-18
75.	XEN WRD Jawai Canal Dn. Sumerpur	WRD	35.29	4(1)	2017-18
76.	XEN WRD Dn. Chawali, Jhalawar	WRD	652.72	3(1)	2017-18
77.	XEN WRD Dn. Jalore	WRD	36.75	2(1)	2017-18
		WRD	52.08	3(3)	2017-18
78.	XEN WRD Dn. Dungarpur	WRD	6.34	1(1)	2017-18
		WRD	8.47	2(2)	2017-18
		WRD	2.64	3(1)	2017-18
79.	XEN WRD Dn. Jhalawar	WRD	13.68	3(4)	2017-18
80.	XEN WRD Dn. Kota	WRD	212.00	2(2)	2017-18
81.	XEN WRD Dn. Alwar	WRD	0.91	1(1)	2017-18
			52.53	3	2017-18
82.	XEN WRD Dn. Sawaimadhopur	WRD	42.63	1(2)	2017-18
			7.17	2(1)	2017-18
			47.58	3(5)	2017-18
			7.32	4(2)	2017-18
83.	XEN WRD Dn. II Dholpur	WRD	11.90	1(1)	2017-18
			27.86	2(1)	2017-18
			12.12	3(1)	2017-18
84.	XEN WRD Dn. Karoli	WRD	34.60	2(1)-II-A	2017-18
		WRD	33.05	1(4)	2017-18
		WRD	8.02	2(1)	2017-18
85.	XEN WRD Dn. I Dholpur	WRD	189.78	1(4)	2017-18
86.	XEN WRD Dn. Sikar	WRD	55.24	1(1)	2017-18
			14.07	2(2)	2017-18
87.	XEN WRD Regulation Dn. I Hanumangarh	WRD	7.39	1(2)	2017-18
88.	XEN TMC, IGNP Dn. Mohangarh (Jaisalmer)	IGNP	1.28	2	2017-18
89.	XEN kolayat lift Dn. IGNP Bikaner	IGNP	1479.00	1(1)	2017-18
90.	XEN 10 th Dn. IGNP Taranagar (Churu)	IGNP	266.67	1(2),2(2), 3(1), 4(1)	2017-18
91.	XEN PWD 20Dn, IGNP, Bikaner	IGNP	1567.00	1(1),3(1)	2017-18
92.	XEN Gang Canal, OFD Dn. III Suratgarh	CAD	1.75	1(1)	2014-18

Sr. No.	Name of division	Deptt.	Amount in Lakhs	Para no. of Part-II-B	Period of I.R.
1	2	3	4	5	6
93.	XEN Gang Canal, OFD Dn. I Srivijaynagar Hanumangarh	CAD	1.64	1(1)	2013-18
94.	XEN LMC Dn. I CAD Kota	CAD	101.33	1(1)	2015-18
95.	XEN PHED Dn. Jhalawar	PHED	0	2(iv)	4/16 to 3/18
96.	XEN PHED PRO. Div-I Jhalawar	PHED	244	1(i)	4/16 to 3/18
97.	XEN PHED NAGAR Dn. I Kota	PHED	204	1(ii)	4/15 to 3/18
98.	XEN PHED Dn. Baran	PHED	6.87	1(i)	4/15 to 3/18
		PHED	0	2(vi)	4/15 to 3/18
		PHED	5.27	7(ii)	4/15 to 3/18
99.	XEN PHED Dn. Chhabra (Baran)	PHED	2.43	1(vii)a	4/16 to 3/18
		PHED	2.43	1(viii)a	4/16 to 3/18
		PHED	2.54	1(ix)i	4/16 to 3/18
		PHED	7.15	3	4/16 to 3/18
100.	XEN PHED Dn. Bundi	PHED	0	2(i)(a)	4/16 to 3/18
101.	XEN PHED PRO. Dn. Bhawanimandi Jhalawar	PHED	0	1 (i)	4/16 to 3/18
		PHED	195.02	2 (i)	4/16 to 3/18
		PHED	21.64	3 (i)	4/16 to 3/18
102.	XEN PHED PRO Dn. Bundi	PHED	25.09	1 (ii)	4/16 to 3/18
		PHED	361.28	3 (i)	4/16 to 3/18
103.	XEN PHED PRO Dn. I Kota	PHED	508.1	1 (i)	4/16 to 3/18
104.	XEN PHED Dn. Lakheri	PHED	14.04	1(ii)	4/14 to 3/18
		PHED	7.99	2(i)	4/14 to 3/18
		PHED	1.81	5(iii)	4/14 to 3/18
105.	XEN PHED PRO. Dn. TONK	PHED	78.31	1(i)	3/08 to 3/18
		PHED	0	1(vii)	3/08 to 3/18
106.	XEN PHED Dn. Ramganjmandi (Kota)	PHED	0	4(ii)	4/16 to 3/18
107.	XEN PHED PRO. Dn. Niwai	PHED	285.61	1 PART-IIA	10/07 to 3/18
		PHED	0	3(i)	10/07 to 3/18
108.	XEN PHED PRO. Dn. Soyala (Tonk)	PHED	0	2b	9/14 to 3/18
109.	XEN PHED City Dn. III Jaipur(South)	PHED	0.97	1(ii) PART II A	4/14 to 3/18
		PHED	0	1(i)	4/14 to 3/18
		PHED	0	3(iii)	4/14 to 3/18
110.	XEN PHED PRO. Dn. Pokaran (Jaisalmer)	PHED	0	1(i) PART II A	10/07 to 3/17
		PHED	933.00	1(vi) PART II A	10/07 to 3/17
		PHED	9.34	4 (i)	10/07 to 3/17
111.	XEN PHED Distt. Dn. Jaisalmer	PHED	0.77	1 (iv)	4/16 to 3/17
		PHED	17.26	2 (i)	4/16 to 3/17
		PHED	0	4 (iii)	4/16 to 3/17
		PHED	1.73	6 (i)	4/16 to 3/17
112.	XEN PHED PRO. Dn. II Jaipur	PHED	751.94	1(v)	4/16 to 3/18
113.	XEN PHED Dn. III (South) MIstri Khana (Jaipur)	PHED	0	2(v)	2/14 to 3/18
		PHED	0	3(i)	2/14 to 3/18
		PHED	11.91	5	2/14 to 3/18
114.	XEN PHED Dn. Bassi (Jaipur)	PHED	70.85	1 (ii)	7/14 to 3/18

Sr. No.	Name of division	Deptt.	Amount in Lakhs	Para no. of Part-II-B	Period of I.R.
1	2	3	4	5	6
115.	XEN PHED PRO. Dn. SAMBHAR	PHED	381.03	1 PART II A	9/13 to 3/18
		PHED	1116.71	1 (i)	9/13 to 3/18
116.	XEN PHED Distt. (Rural) Dn. I Jaipur	PHED	0	5(i)	4/16 to 3/18
117.	XEN PHED City Dn. I (North)Jaipur	PHED	1.81	3 (i)	4/15 to 3/18
118.	XEN PHED Distt. Dn. I Jhunjhunu	PHED	43.63	1(iii) (a)	4/14 to 3/18
		PHED	0	2(ii) (a)	4/14 to 3/18
		PHED	0	4(ii)	4/14 to 3/18
119.	XEN PHED PRO. Dn. Phagi (Jaipur)	PHED	1078.59	1(a)(i)	2/14 to 3/18
		PHED	0	1(a)(ii)	2/14 to 3/18
		PHED	191.36	2	2/14 to 3/18
		PHED	1.06	5	2/14 to 3/18
120.	XEN PHED Distt.(Rural) Dn. II Jaipur	PHED	1.62	4(i)	4/16 to 3/18
121.	XEN PHED Dn. Shahpura (Jaipur)	PHED	2.91	2 (i)	STARTING to 3/18
		PHED	0.65	3 i(i)	STARTING to 3/18
		PHED	3.65	4 (ii)	STARTING to 3/18
		PHED	0	5 (i)	STARTING to 3/18
122.	XEN PHED Dn. Mahua	PHED	9.42	1 (ii) (a)	4/16 to 3/18
		PHED	0	2 (iii)	4/16 to 3/18
		PHED	8.24	3 (a)	4/16 to 3/18
123.	XEN PHED City Dn. II Jyoti Nagar (Jaipur)	PHED	25.84	1 (ii)	4/15 to 3/18
		PHED	18.70	2 (i)	4/15 to 3/18
124.	XEN PHED Dn. Dausa	PHED	18.25	1 (ii)(a)	4/16 to 3/18
		PHED	0	4(ii)	4/16 to 3/18
125.	XEN PHED City Dn. Jhunjhunu	PHED	0	1 (ii)	4/16 to 3/18
		PHED	0	2 (iii)(a)	4/16 to 3/18
		PHED	0	3 (i)	4/16 to 3/18
		PHED	0	4 (ii)	4/16 to 3/18
		PHED	0	7 (ii)	4/16 to 3/18
		PHED	3.6	8 (ix)	4/16 to 3/18
126.	XEN PHED Dn. Neem Ka Thana (Sikar)	PHED	2.67	1 (i)	4/16 to 3/18
		PHED	7.94	1(b) (i)	4/16 to 3/18
		PHED	0	3 (a)(iii)	4/16 to 3/18
		PHED	1.91	3 (b)(ii)	4/16 to 3/18
127.	XEN PHED Dn. Sikar	PHED	0	2(iii)	4/16 to 3/18
		PHED	3.74	2(ix)	4/16 to 3/18
		PHED	0	3(iii)	4/16 to 3/18
128.	XEN PHED DRILLING Dn. Pali	PHED	0.04	4(a)	4/15 to 3/18
129.	XEN PHED &HP Dn. Udaipur	PHED	0.07	4	4/15 to 3/18
130.	XEN PHED Dn. Khetri	PHED	30.25	2 (iv)(a)	4/16 to 3/18
		PHED	0	3 (v)	4/16 to 3/18
		PHED	0	4 (ii)	4/16 to 3/18

ABSTRACT

Name of Deptt.	No. of Units	Amount (in lakhs)
PWD	56	2339.28
WRD	31	3172.81
IGNP	04	3313.95
CAD	03	104.72
PHED	36	6725.04
Total	130	15655.80

Annexure-X

Statement showing cases of unauthorized/avoidable/irregular/overpayment/wasteful/unfruitful expenditure/blocking of funds

Sr. No.	Name of division	Deptt.	Amount in Lakhs	Para no. of Part-II-B	Period of I.R.
1	2	3	4	5	6
1.	XEN PWD Dn. Malpura (Tonk)	PWD	27.27	3(1)	2017-18
2.	XEN PWD Dn. Kekdi (Ajmer)	PWD	78.84	1,2-Pt-II-A	2017-18
		PWD	3.58	3	2017-18
3.	XEN PWD Dn. Deedwana (Nagaur)	PWD	54.02	1(7)	2017-18
4.	XEN PWD Dn. Degana (Nagaur)	PWD	1.00	6	2017-18
5.	XEN PWD Dn. Parbatsar (Nagaur)	PWD	107.29	1(2)	2017-18
6.	SE PWD District circle Nagaur	PWD	39.84	2(3)	2017-18
7.	XEN PWD Dn. Merta City (Nagaur)	PWD	449	2(1)	2017-18
8.	XEN PWD Dn. Chomella	PWD	1.15	1(5)	2017-18
9.	XEN PWD Dn. I-Sawaimadhopur	PWD	13.54	3	2017-18
		PWD	62.86	4	2017-18
10.	XEN PWDDn. Hindaun City	PWD	3.90	1(3)	2017-18
11.	XEN PWD Dn. I Bharatpur	PWD	46.02	1pt-II-A	2017-18
		PWD	75.98	1(1)	2017-18
		PWD	1.78	1(3)	2017-18
		PWD	21.32	2(3)	2017-18
		PWD	1.09	2(4)	2017-18
12.	XEN PWD Dn. Bayana	PWD	25.13	3(6)	2017-18
		PWD	52.04	1(1)pt-II-A	2017-18
		PWD	0.82	2(3)	2017-18
		PWD	0.99	2(4)	2017-18
13.	XEN PWD Dn. Beawar (Ajmer)	PWD	10.42	3	2017-18
		PWD	104.77	2	2017-18
		PWD	16.44	2(3b)	2017-18
14.	XEN PWD Dn. I Bhilwara	PWD	26.17	2(2)	2017-18
		PWD	16.44	2(3b)	2017-18
		PWD	3.56	2(4)	2017-18
		PWD	2.97	4(2)	2017-18
15.	XEN PWD Dn. Ajmer	PWD	19.96	1(4)	2017-18
		PWD	11.66	2	2017-18
		PWD	67.00	5	2017-18
16.	XEN PWD Dn. I Barmer	PWD	0.20	1(4)	2017-18
17.	XEN PWD Dn. I Alwar	PWD	287.00	1-II-A	2017-18
		PWD	23.09	3-II-A	2017-18
		PWD	156.00	1(1)	2017-18
		PWD	12.97	2(3)	2017-18
		PWD	12.50	3(2)	2017-18
		PWD	9.40	3(3)	2017-18
18.	XEN PWD Dn. Shahpura Jaipur	PWD	33.02	4(2)	2017-18
		PWD	0.43	1(2)	2017-18
		PWD	12.25	1(3)	2017-18

Sr. No.	Name of division	Deptt.	Amount in Lakhs	Para no. of Part-II-B	Period of I.R.
1	2	3	4	5	6
		PWD	27.02	1(3)	2017-18
		PWD	3.52	1(5)	2017-18
		PWD	29.59	1(6)	2017-18
		PWD	248.11	1(7)	2017-18
		PWD	5.21	2(2)	2017-18
		PWD	116.20	2(6)	2017-18
		PWD	3.58	3(1)	2017-18
		PWD	0.22	3(3)	2017-18
		PWD	7.32	3(4)	2017-18
		PWD	0.68	3(6)	2017-18
19.	XEN PWD NH Dn. I Jaipur	PWD	2.77	1(1)	2017-18
		PWD	3.42	1(2)	2017-18
20.	XEN PWD Sikandara (Dausa)	PWD	4.80	5	2017-18
		PWD	0.13	7	2017-18
21.	XEN PWD Dn. Fulera	PWD	41.92	1(1)	2017-18
		PWD	1.13	2(1)	2017-18
		PWD	0.71	2(2)	2017-18
22.	XEN PWD Dn. Dausa	PWD	117.00	1(1)-II-A	2017-18
		PWD	172.63	1(4)-II-A	2017-18
		PWD	11.48	4	2017-18
23.	XEN PWD Dn. Bikaner	PWD	33.43	1(2,3,5,8), 2(1,3,5,6), 3(6), 4(4,6), 5(3)	2017-18
24.	XEN PWD NH Dn. Kota	PWD	8.58	1(1)	2017-18
		PWD	54.21	1(2)	2017-18
		PWD	3.10	1(4)	2017-18
		PWD	10.26	1(6)	2017-18
		PWD	1338	1(8)	2017-18
		PWD	0.16	2(2)	2017-18
		PWD	5.09	3(1)	2017-18
25.	XEN PWD Dn. Sangod (Kota)	PWD	3.66	2(6,7)	2017-18
		PWD	5.50	5(2)	2017-18
26.	XEN PWD Dn. Itawa (Kota)	PWD	60.38	2a-II-A	2017-18
		PWD	59.39	2b-II-A	2017-18
		PWD	18.18	1(3)	2017-18
		PWD	0.43	3(2)	2017-18
		PWD	4.69	5(3)	2017-18
27.	XEN PWD Dn. Anoopgarh	PWD	5.23	2(3)	2017-18
28.	XEN PWD City Dn. Kota	PWD	379.50	1(1)-II-A	2017-18
		PWD	7.62	1(2)-II-A	2017-18
29.	XEN PWD Dn. Ratangarh (Churu)	PWD	326.13	1(11)	2017-18
		PWD	42.55	2(5)	2017-18
		PWD	84.28	2(6)	2017-18
		PWD	44.70	2(7)	2017-18
30.	XEN PWD Dn. Nohar	PWD	5.24	2(2)	2017-18
		PWD	6.01	3(1)	2017-18
		PWD	15.49	3(5)	2017-18
		PWD	18.20	5(2)	2017-18

Sr. No.	Name of division	Deptt.	Amount in Lakhs	Para no. of Part-II-B	Period of I.R.
1	2	3	4	5	6
		PWD	131.46	6	2017-18
		PWD	2.21	7	2017-18
31.	XEN PWD Dn. Chhabra (Baran)	PWD	59.37	1(2)pt-II-A	2017-18
		PWD	8.05	1(1)	2017-18
		PWD	507	1(3)	2017-18
		PWD	17.99	1(4)	2017-18
		PWD	13.32	1(6)	2017-18
32.	XEN PWD Dn. Shahbad (Baran)	PWD	9.62	1(1)	2017-18
		PWD	68.04	1(4)	2017-18
		PWD	515	1(5)	2017-18
		PWD	4.53	2(1)	2017-18
		PWD	1.84	2(4)	2017-18
		PWD	3.31	2(5)	2017-18
		PWD	239	4(2)	2017-18
33.	XEN PWD Dn. Khanpur (Jhalawar)	PWD	86.59	1-II-A	2017-18
		PWD	50.40	1(1)	2017-18
		PWD	31.52	1(2)	2017-18
		PWD	3.06	1(9)	2017-18
		PWD	0.54	1(10)	2017-18
		PWD	1.12	3(2)	2017-18
		PWD	1.10	4(4)	2017-18
		PWD	6.57	5(1)	2017-18
		PWD	4.01	5(3)	2017-18
		PWD	1.44	7(3)	2017-18
34.	XEN PWD Dn. Garhi (Banswara)	PWD	57.02	1(1)-II-A	2017-18
		PWD	189	3(4)	2017-18
		PWD	297	4(5)	2017-18
35.	XEN PWD Dn. III Pratapgarh	PWD	810.10	1(4)	2017-18
		PWD	134.16	2(1)	2017-18
		PWD	8.64	5(1)	2017-18
		PWD	3.29	6(4)	2017-18
		PWD	2.05	7	2017-18
		PWD	0.56	8	2017-18
		PWD	0.66	9	2017-18
36.	XEN PWD Dn. Nimbahera	PWD	1888	3(2)	2017-18
		PWD	5.54	3(5)	2017-18
37.	XEN PWD City Dn. Rajsamand	PWD	1.90	1(4)	2017-18
		PWD	215	2(1)	2017-18
		PWD	2.27	3(3)	2017-18
		PWD	7.13	3(5)	2017-18
38.	XEN PWD City Dn. Khairwara	PWD	158.07	2(1)	2017-18
		PWD	142.75	3(1)	2017-18
		PWD	44.03	4	2017-18
39.	XEN PWD City Dn. Begun	PWD	150.29	4	2017-18
40.	XEN PWD City Dn. Simalwara	PWD	-	5(1)	2017-18
41.	XEN PWD Dn. Bari	PWD	10.40	1(3)	2017-18
		PWD	22	1(5)	2017-18
		PWD	24	2(1)	2017-18

Sr. No.	Name of division	Deptt.	Amount in Lakhs	Para no. of Part-II-B	Period of I.R.
1	2	3	4	5	6
		PWD	75.61	2(2)	2017-18
		PWD	11.91	3	2017-18
42.	XEN PWD Dn. I Banswara	PWD	381.78	5	2017-18
43.	XEN PWD Dn. Chittorgarh	PWD	3435.00	1(1)	2017-18
		PWD	24.21	1(2)	2017-18
		PWD	1.10	7	2017-18
44.	XEN PWD Dn. Bhinmal	PWD	95.95	1(1)	2017-18
		PWD	58.29	1(4)-II-A	2017-18
		PWD	26.99	1(3)	2017-18
		PWD	43.94	1(4)	2017-18
		PWD	14.76	1(6)	2017-18
		PWD	3.63	1(7)	2017-18
		PWD	28	1(9)	2017-18
		PWD	6.66	1(11)	2017-18
		PWD	1.59	3(1)	2017-18
		PWD	11.44	3(2)	2017-18
		PWD	719.85	3(4)	2017-18
		PWD	2.62	4(1)	2017-18
		PWD	91.69	4(1a)	2017-18
		PWD	40.60	4(3)	2017-18
		PWD	13.71	5(2)	2017-18
45.	XEN PWD Dn. II Sawaimadhopur	PWD	2306.00	2-II-A	2017-18
		PWD	53.71	2(2)	2017-18
		PWD	100.04	4(7)	2017-18
46.	XEN PWD Dn. Sirohi	PWD	31.98	2-II-A	2017-18
		PWD	59.50	1(5)	2017-18
		PWD	35.57	2(2)	2017-18
		PWD	4.69	2(3)	2017-18
		PWD	3.12	2(5)	2017-18
		PWD	254	3(1)	2017-18
		PWD	4.91	3(3)	2017-18
		PWD	0.58	3(4)	2017-18
		PWD	377	4(1)	2017-18
		PWD	5.45	4(2)	2017-18
		PWD	1.17	4(3)	2017-18
47.	XEN PWD Dn. Bhawanimandi	PWD	59.75	1(1)-II-A	2017-18
		PWD	16.57	2	2017-18
		PWD	19.64	4	2017-18
48.	XEN PWD Dn. Baran	PWD	13.29	1(2)	2017-18
		PWD	13.06	1(4)	2017-18
		PWD	7.27	1(7)	2017-18
		PWD	7.34	1(8)	2017-18
		PWD	2.62	3(2)	2017-18
		PWD	0.99	3(4)	2017-18
		PWD	29.76	4(2)	2017-18
		PWD	6.82	5(2)	2017-18
		PWD	4.26	5(5)	2017-18
49.	XEN PWD Dn. Ramganjmandi	PWD	2.04	1(1)	2017-18
		PWD	13.55	1(2)	2017-18
		PWD	4.99	2(1)	2017-18

Sr. No.	Name of division	Deptt.	Amount in Lakhs	Para no. of Part-II-B	Period of I.R.
1	2	3	4	5	6
		PWD	15.31	2(3)	2017-18
		PWD	29.96	4(2)	2017-18
50.	XEN PWD Dn. Suratgarh	PWD	11.42	2(5)	2017-18
		PWD	83.47	2(7)	2017-18
		PWD	11.42	2(11)	2017-18
		PWD	91.07	3(9)	2017-18
		PWD	335.54	4	2017-18
		PWD	0.71	5	2017-18
		PWD	1.18	6(6)	2017-18
		51.	XEN PWD Dn. Tonk	PWD	293.00
PWD	136.00			1(2)-II-A	2017-18
PWD	27.36			1	2017-18
PWD	4.34			2(1)	2017-18
PWD	7.06			2(2)	2017-18
PWD	0.07			2(5)	2017-18
PWD	5.89			2(10)	2017-18
PWD	5.65			4(2)	2017-18
PWD	18.18			4(3)	2017-18
PWD	3.44			4(5)	2017-18
PWD	18.11			6(3)	2017-18
PWD	85.34			7(2)	2017-18
PWD	35.51			8(1)	2017-18
PWD	5.85			9	2017-18
52.	XEN PWD City Dn. Jodhpur			PWD	311
		PWD	554	1(1)	2017-18
		PWD	7.21	1(2)	2017-18
		PWD	0.94	1(5)	2017-18
		PWD	2.30	1(8)	2017-18
		PWD	9.15	3(2)	2017-18
		PWD	9.66	4(1)	2017-18
		PWD	0.78	4(6)	2017-18
		PWD	0.61	4(8)	2017-18
53.	XEN PWD Dn. Rajgarh (Alwar)	PWD	3.77	1(1)	2017-18
		PWD	0.78	1(2)	2017-18
		PWD	3.75	1(3)	2017-18
		PWD	32.78	2(4)	2017-18
		PWD	22.83	2(5)	2017-18
		PWD	32.95	2(6)	2017-18
54.	XEN PWD Dn. I Jaisalmer	PWD	54.4	1(1)	2014-18
		PWD	3.45	5	2017-18
55.	XEN PWD City Dn. II Jaipur	PWD	20.25	1(1)	2017-18
		PWD	251.85	3(4)	2017-18
		PWD	5	5	2017-18
56.	XEN PWD Dn. Navalgarh	PWD	26.66	3	2017-18
		PWD	2.57	7	2017-18
57.	XEN PWD Dn. SMS Medical college Jaipur	PWD	157.60	2,3	2017-18
58.	XEN PWD Dn. Sikar	PWD	183.27	3(6),4(2)	2017-18
		PWD	19.75	5(3)	2017-18
59.	XEN PWD Dn. Jhujhunu	PWD	137.35	1-II-A	2017-18

Sr. No.	Name of division	Deptt.	Amount in Lakhs	Para no. of Part-II-B	Period of I.R.
1	2	3	4	5	6
		PWD	31.67	1(1)	2017-18
		PWD	198.02	4(6)	2017-18
60.	XEN PWD Dn. Dungarpur	PWD	27.80	1	2017-18
		PWD	0.23	2(1)	2017-18
		PWD	14.18	2(4)	2017-18
		PWD	1.25	2(9)	2017-18
		PWD	2.03	4a	2017-18
		PWD	42.36	4b(2)	2017-18
		PWD	0.17	4b(3)	2017-18
		PWD	12.29	4b(4)	2017-18
		PWD	31.70	10	2017-18
61.	XEN PWD Dn. Salumber	PWD	311.69	7	2017-18
62.	XEN PWD City Dn. I jaipur	PWD	70.78	2(4)	2017-18
63.	XEN PWD Dn. Fatehpur	PWD	232.84	1-II-A	2017-18
		PWD	24.29	2-II-A	2017-18
		PWD	2.16	1(2)	2017-18
64.	XEN PWD Dn. III Jaipur	PWD	22.82	2(8)	2017-18
		PWD	45.24	4(3)	2017-18
65.	XEN PWD NH-Dn,Pali	PWD	29.38	2(4)	2017-18
66.	XEN WRD Dn. Suratgarh	WRD	165.01	1(3)	2017-18
67.	XEN WRD Dn. Mahi project-I Banswara	WRD	215.00	1pt-I-A	2017-18
			215.00	1pt-II-B	2017-18
68.	XEN WRD Dn. Rawatsar	WRD	53.86	3(2,3)	2017-18
			-	2(4),(5)	2017-18
			28.51	5(1)	2017-18
			9.58	7	2017-18
			6.38	8	2017-18
			-	10	2017-18
69.	XEN WRD Dn. I Hanumangarh	WRD	184.00	1pt-II-a	2017-18
70.	XEN WRD Jakham Dam Dhariyabad	WRD	2253	1(1)	2017-18
			228.57	2(2)	2017-18
71.	XEN WRD Dn. Rajsamand	WRD	-	2(5)	2017-18
72.	XEN WRD Dn. Udaipur	WRD	2.70	4(1)	2017-18
73.	XEN BA&RC Dn. Mahi Proj. Banswara	WRD	34.25	4	2017-18
			1.62	6(2)	2017-18
			0.15	6(3)	2017-18
74.	XEN WRD Dn. III Baran	WRD	6.72	1(6)	2017-18
75.	XEN WRD Dn. I Baran	WRD	212.48	1(1)-II-A	2017-18
			34.8	1(2)-II-A	2017-18
			485.41	2-II-A	2017-18
			0.10	1(6)	2017-18
			74.91	3(7)	2017-18
76.	XEN WRD Dn. II Chhabra	WRD	5591.83	1(1)-II-A	2017-18
77.	XEN WRD Medium irrigation project Bhawanimandi Kota	WRD	329.00	1-II-A	2017-18
78.	XEN WRD Dn. Aklera Jhalawar	WRD	307.10	1-II-A	2017-18
79.	XEN WRD Dn. Banswara	WRD	0.20	4	2017-18
80.	XEN WRD Dn. Chawali, Jhalawar	WRD	2.52	2(1)	2017-18

Sr. No.	Name of division	Deptt.	Amount in Lakhs	Para no. of Part-II-B	Period of I.R.
1	2	3	4	5	6
			2819.81	3(2)	2017-18
81.	XEN WRD Dn. Jalore	WRD	236.00	1-II-A	2017-18
			19.69	2(8)	2017-18
			1.36	3(6)	2017-18
			0.27	5	2017-18
82.	XEN WRD Dn. Dungarpur	WRD	22.41	1(4)	2017-18
			6.48	2(4)	2017-18
83.	XEN WRD Dn. Jhalawar	WRD	60.13	5	2017-18
84.	XEN WRD Dn. Kota	WRD	3392.00	2(5)	2017-18
			12.13	2(12)	2017-18
85.	XEN WRD Dn. Sawaimadhopur	WRD	494	1(1)	2017-18
			494	1(4)	2017-18
			1.76	1(9)	2017-18
86.	XEN WRD Dn. Karoli	WRD	398.83	1(1)-II-A	2017-18
			235.86	1(1)	2017-18
87.	XEN WRD Dn. I Dholpur	WRD	71.28	1-II-A	2017-18
			214.07	1(1)	2017-18
		WRD	2.60	1(2)	2017-18
88.	XEN WRD Dn. Tonk	WRD	1.09	2(2)	2017-18
89.	XEN WRD Regulation Dn. I Hanumangarh	WRD	15.69	3	2017-18
90.	XEN WRD Dn. Bhikabhai, Sagwara	WRD	42.99	1(1)	2017-18
			3.26	2(1)	2017-18
			2817.63	1-II-A	2017-18
91.	XEN WRD Dn. Karauli	WRD	310.21	1(3)	2017-18
			11.02	9	2017-18
			6.46	1(8)	2017-18
			164.86	3	2017-18
92.	XEN WRD Dn. Dausa	WRD	40.67	2(3)	2017-18
93.	XEN WRD Construction Dn. III Bisalpur Proj Deoli	WRD	-	3	2017-18
94.	XEN WRD Dn. II Dholpur	WRD	9.29	5(2)	2017-18
			6.37	5(6)	2017-18
			1133.73	6	2017-18
			0.51	7	2017-18
			42.00	5	2017-18
95.	XEN WRD Dn. Jaipur	WRD	17.03	1(2)	2017-18
			109.00	1(4)	2017-18
			18.58	2(1)	2017-18
			70.00	2(3)	2017-18
96.	XEN WRD Dn. Tonk	WRD	1.19	1(5)	2017-18
			3.00	1(7)	2017-18
			4.38	2(2)	2017-18
			3.43	2(3)	2017-18
			0.04	4	2017-18
97.	ACE WRD Jaipur	WRD	625.00	1	2017-18
			64.18	2	2017-18
			49.82	4	2017-18
98.	XEN WRD Dn. Sawai Madhopur	WRD	165.00	1(1)	2017-18
			66.50	2	2017-18

Sr. No.	Name of division	Deptt.	Amount in Lakhs	Para no. of Part-II-B	Period of I.R.
1	2	3	4	5	6
			329.67	3(1)	2017-18
			72.64	3(4)	2017-18
			80.19	3(9)	2017-18
			8.56	3(11)	2017-18
			3.10	3(12)	2017-18
99.	XEN WRD Dn. Rajsamand	WRD	1.84	1(4)	2017-18
			13.65	2(2)	2017-18
			0.72	2(3)	2017-18
			1.14	4	2017-18
			0.16	5(1)	2017-18
			0.34	5(2)	2017-18
100.	XEN WRD Jakham Dam Dn. Dhariawad	WRD	134.68	2(1)	2017-18
			226.56	4	2017-18
101.	XEN WRD Dn. II Sagwara Dungarpur	WRD	543.49	1(2)	2017-18
			358.47	1(3)	2017-18
			4.46	2(2)	2017-18
			7.19	3(1)	2017-18
102.	XEN WRD Dn. Udaipur	WRD	18.54	1(1)	2017-18
			0.32	5(2)	2017-18
			1.82	6	2017-18
103.	XEN PHED Dn. Jhalawar	PHED	0	1(iii)	4/16 to 3/18
		PHED	0	1(v)	4/16 to 3/18
		PHED	0	2(i)	4/16 to 3/18
		PHED	0	2(ii)	4/16 to 3/18
		PHED	4.03	3(i)	4/16 to 3/18
		PHED	10.43	5(ii)	4/16 to 3/18
		PHED	1.20	5(iii)	4/16 to 3/18
		PHED	40.00	6	4/16 to 3/18
		PHED	0	7(i)	4/16 to 3/18
104.	XEN PHED PRO. Div-I Jhalawar	PHED	0	1(viii)	4/16 to 3/18
105.	XEN PHED Project Div. Baran	PHED	1322.56	1(ii)	4/16 to 3/18
		PHED	0	1(iv)	4/16 to 3/18
		PHED	24.63	2(ii)	4/16 to 3/18
		PHED	544.31	2(iii)	4/16 to 3/18
		PHED	269.67	3(i)	4/16 to 3/18
		PHED	800.00	4(ii)	4/16 to 3/18
		PHED	5.55	5	4/16 to 3/18
106.	XEN PHED NAGAR Dn. I Kota	PHED	281	1PART-IIA	4/15 to 3/18
		PHED	0	1(i)	4/15 to 3/18
		PHED	399	1(ii)	4/15 to 3/18
		PHED	0	1(iv)	4/15 to 3/18
		PHED	0	1(v)	4/15 to 3/18
		PHED	0	1(vi)	4/15 to 3/18
107.	XEN PHED Dn. Baran	PHED	20.83	3(iii)	4/15 to 3/18
		PHED	19.63	5	4/15 to 3/18
		PHED	0	7(i)	4/15 to 3/18

Sr. No.	Name of division	Deptt.	Amount in Lakhs	Para no. of Part-II-B	Period of I.R.
1	2	3	4	5	6
		PHED	1.43	7(iii)	4/15 to 3/18
		PHED	0.59	8(ii)	4/15 to 3/18
		PHED	0	8(iii)	4/15 to 3/18
108.	XEN PHED Dn. Chhabra (Baran)	PHED	17.82	1(x)	4/16 to 3/18
		PHED	12.6	4	4/16 to 3/18
		PHED	58.05	5(a)ii	4/16 to 3/18
109.	XEN PHED Distt. Dn. Kota	PHED	0	1(i)	4/15 to 3/18
		PHED	8.50	1(ii)	4/15 to 3/18
		PHED	26.62	2(ii)	4/15 to 3/18
		PHED	44.38	2(iii)	4/15 to 3/18
		PHED	12.38	2(v)	4/15 to 3/18
		PHED	0	2(vi)	4/15 to 3/18
		PHED	0	2(viii)	4/15 to 3/18
		PHED	0	3(iii)	4/15 to 3/18
		PHED	4.25	3(iv)	4/15 to 3/18
		PHED	35.07	4	4/15 to 3/18
		PHED	34.66	6	4/15 to 3/18
		PHED	0	7(iv)	4/15 to 3/18
110.	XEN PHED Dn. Chhabra (Baran)	PHED	0	2a(vi)	4/16 to 3/18
111.	XEN PHED Dn. Bundi	PHED	0	1a(i)	4/16 to 3/18
		PHED	0	1a(iii)	4/16 to 3/18
		PHED	3.94	1a(iv)	4/16 to 3/18
		PHED	0	1b(i)	4/16 to 3/18
		PHED	0	1b(ii)	4/16 to 3/18
		PHED	0	1b(iii)	4/16 to 3/18
		PHED	3.80	1b(iv)	4/16 to 3/18
		PHED	1.23	1b(vii)	4/16 to 3/18
		PHED	6.77	2(iv)	4/16 to 3/18
		PHED	0	2(v)	4/16 to 3/18
		PHED	0	3(i)	4/16 to 3/18
		PHED	0	3(iv)	4/16 to 3/18
		PHED	0	4(ii)	4/16 to 3/18
		PHED	11.25	6	4/16 to 3/18
112.	XEN PHED PRO Dn. Bundi	PHED	434.44	1 (i)	4/16 to 3/18
		PHED	0	3 (ii)	4/16 to 3/18
113.	XEN PHED PRO Dn. I Kota	PHED	0	1 (ii)	4/16 to 3/18
		PHED	0	1 (iii)	4/16 to 3/18
		PHED	4.46	1 (vi)	4/16 to 3/18
114.	XEN PHED Dn. Lakheri	PHED	0	1(i)	4/14 to 3/18
		PHED	0	1(iv)	4/14 to 3/18
		PHED	10.42	3(i)	4/14 to 3/18
		PHED	34.00	4(i)	4/14 to 3/18
		PHED	0	6	4/14 to 3/18
115.	XEN PHED City Dn. II Kota	PHED	0	2a (i)	4/14 to 3/18
		PHED	0	2a (iii)	4/14 to 3/18

Sr. No.	Name of division	Deptt.	Amount in Lakhs	Para no. of Part-II-B	Period of I.R.
1	2	3	4	5	6
		PHED	2.05	2a (3)	4/14 to 3/18
		PHED	0	2b (i)	4/14 to 3/18
		PHED	4.25	3 (ii)	4/14 to 3/18
116.	XEN PHED Dn. Bhawanimandi	PHED	365.00	1 (i) PART-II A	2/14 to 3/18
		PHED	0	1 (iii) PART-II A	2/14 to 3/18
		PHED	0	1 (vi) PART-II A	2/14 to 3/18
		PHED	0	1 (viii) PART-II A	2/14 to 3/18
		PHED	0	1 (ix) PART-II A	2/14 to 3/18
		PHED	27.62	1 a (iii)	2/14 to 3/18
		PHED	6.93	3(i)	2/14 to 3/18
117.	XEN PHED PRO. Dn. TONK	PHED	156.50	1 PART-II A	3/08 to 3/18
		PHED	35.82	4	3/08 to 3/18
118.	XEN PHED Dn. Ramganjmandi (Kota)	PHED	0	1(i)	4/16 to 3/18
		PHED	0	1(iv)	4/16 to 3/18
		PHED	0	2	4/16 to 3/18
		PHED	7.07	3(iii)	4/16 to 3/18
		PHED	0	3(iv)	4/16 to 3/18
		PHED	12.20	5(ii)	4/16 to 3/18
		PHED	10.13	6(i)	4/16 to 3/18
		PHED	0	6(ii)	4/16 to 3/18
		PHED	0	6(iii)	4/16 to 3/18
		PHED	0	7(iii)	4/16 to 3/18
		PHED	0	8	4/16 to 3/18
		PHED	0	9	4/16 to 3/18
119.	XEN PHED PRO. Dn. Niwai	PHED	19.84	1	10/07 to 3/18
		PHED	7.54	5	10/07 to 3/18
		PHED	3.00	6	10/07 to 3/18
		PHED	10.74	8	10/07 to 3/18
		PHED	0	9	10/07 to 3/18
		PHED	1.08	10	10/07 to 3/18
120.	XEN PHED PRO. Dn. Soyala (Tonk)	PHED	70.98	1	4/14 to 3/18
		PHED	6.64	1(i)	9/14 to 3/18
		PHED	3.61	2a	9/14 to 3/18
		PHED	17.00	3a	9/14 to 3/18
		PHED	1.20	3b	9/14 to 3/18
121.	XEN PHED City Dn. III Jaipur	PHED	0	1(iv)	4/14 to 3/18

Sr. No.	Name of division	Deptt.	Amount in Lakhs	Para no. of Part-II-B	Period of I.R.
1	2	3	4	5	6
	South)	PHED	87.36	3(i)	4/14 to 3/18
		PHED	0	3(v)	4/14 to 3/18
		PHED	0.24	4	4/14 to 3/18
		PHED	0	5(i)	4/14 to 3/18
		PHED	11.22	5(ii)	4/14 to 3/18
		PHED	12.30	6	4/14 to 3/18
122.	XEN PHED PRO. Dn. Jaitaran	PHED	61.00	1 PART-II A	1/08 to 3/17
		PHED	11.39	1 (ii)	1/08 to 3/17
		PHED	0	1 (iii)	1/08 to 3/17
		PHED	0	1 (vii)	1/08 to 3/17
		PHED	0	1 (viii)	1/08 to 3/17
		PHED	0	1 (ix)	1/08 to 3/17
		PHED	0	1 (xi)	1/08 to 3/17
		PHED	0	2 (iv)	1/08 to 3/17
123.	XEN PHED PRO. Dn. Pokaran (Jaisalmer)	PHED	12.70	1a(iii) PART II A	10/07 to 3/17
		PHED	0	1a(iv) PART II A	10/07 to 3/17
		PHED	20627.00	1a(v) PART II A	10/07 to 3/17
		PHED	0	1a(viii) PART II A	10/07 to 3/17
		PHED	0	1a(ix) PART II A	10/07 to 3/17
		PHED	0	1a(x) PART II A	10/07 to 3/17
		PHED	0	1a(xii) PART II A	10/07 to 3/17
		PHED	0	2b (ii)	10/07 to 3/17
		PHED	66.63	3	10/07 to 3/17
		124.	XEN PHED Distt. Dn. Jaisalmer	PHED	2.25
PHED	0			2 (v)	4/16 to 3/17
PHED	19.88			2 (vi)	4/16 to 3/17
PHED	0			2 (vii)	4/16 to 3/17
PHED	0.25			3 (i)	4/16 to 3/17
PHED	0			3 (iii)	4/16 to 3/17
PHED	0			4 (ii)	4/16 to 3/17
PHED	9.61			4 (iv)	4/16 to 3/17
PHED	9.92			5 (i)	4/16 to 3/17

Sr. No.	Name of division	Deptt.	Amount in Lakhs	Para no. of Part-II-B	Period of I.R.
1	2	3	4	5	6
		PHED	258.00	7(i)	4/16 to 3/17
		PHED	7.67	8	4/16 to 3/17
125.	XEN PHED PRO. Dn. II Jodhpur	PHED	0	2	4/14 to 3/17
126.	XEN PHED Dn. III (South) Mlstri Khana (Jaipur)	PHED	0	7	2/14 to 3/18
127.	XEN PHED Dn. Bassi (Jaipur)	PHED	0	1 (i)	7/14 to 3/18
		PHED	41.91	1 (iii)	7/14 to 3/18
		PHED	0	1 (iv)	7/14 to 3/18
		PHED	0	1 (v)	7/14 to 3/18
128.	XEN PHED PRO. Dn. SAMBHAR	PHED	15.51	1 (vi)	9/13 to 3/18
129.	XEN PHED Distt. (Rural) Dn. I Jaipur	PHED	10.60	1(d)	4/16 to 3/18
		PHED	0	1(e)	4/16 to 3/18
		PHED	1.85	2(ii)	4/16 to 3/18
		PHED	0	2(iii)	4/16 to 3/18
		PHED	1.68	4	4/16 to 3/18
130.	XEN PHED PRO. Dn. I Mansarovar (Jaipur)	PHED	16.19	1	4/15 to 3/18
		PHED	0	2(i)	4/15 to 3/18
131.	XEN PHED City Dn. I (North)Jaipur	PHED	118.00	1 PART-II A	4/15 to 3/18
		PHED	0	1 (i)	4/15 to 3/18
		PHED	0	1 (v)	4/15 to 3/18
		PHED	1.47	5 (i)	4/15 to 3/18
		PHED	0	5 (ii)	4/15 to 3/18
		PHED	0	5 (iii)	4/15 to 3/18
132.	XEN PHED Distt. Dn. I Jhunjhunu	PHED	68.13	2(i) PART-II A	4/14 to 3/18
		PHED	8.74	1(i)	4/14 to 3/18
		PHED	0	1(iv)	4/14 to 3/18
		PHED	24.53	3	4/14 to 3/18
		PHED	0.65	4(iii)	4/14 to 3/18
133.	XEN PHED PRO. Dn. Phagi (Jaipur)	PHED	0	3	2/14 to 3/18
		PHED	1.36	6(b)	2/14 to 3/18
134.	XEN PHED Distt.(Rural) Dn. II Jaipur	PHED	0	1(i)	4/16 to 3/18
		PHED	32.53	2	4/16 to 3/18
		PHED	0	3(i)	4/16 to 3/18
		PHED	0	3(ii)	4/16 to 3/18
		PHED	1.06	3(iv)	4/16 to 3/18
		PHED	19.80	3(vi)	4/16 to 3/18
		PHED	0	3(viii)	4/16 to 3/18
		PHED	0	4(ii)	4/16 to 3/18
		PHED	0	5(i)	4/16 to 3/18
		PHED	5.29	6	4/16 to 3/18

Sr. No.	Name of division	Deptt.	Amount in Lakhs	Para no. of Part-II-B	Period of I.R.
1	2	3	4	5	6
		PHED	9.53	7	4/16 to 3/18
		PHED	26.74	8	4/16 to 3/18
135.	XEN PHED Dn. Shahpura (Jaipur)	PHED	3.67	1 (iv)	STARTING to 3/18
		PHED	14.6	3 (i)	STARTING to 3/18
		PHED	13.00	4 (i)	STARTING to 3/18
		PHED	3.55	5 (iv)	STARTING to 3/18
136.	XEN PHED Dn. Mahua	PHED	55.28	1 (ix)	4/16 to 3/18
		PHED	3.30	2 b (iii)	4/16 to 3/18
		PHED	0.60	8 (i)	4/16 to 3/18
		PHED	0.52	8 (iii)	4/16 to 3/18
137.	XEN PHED City Dn. II Jyoti Nagar (Jaipur)	PHED	147.77	1 (iii)	4/15 to 3/18
		PHED	87.85	2 (iv)	4/15 to 3/18
138.	XEN PHED Dn. Dausa	PHED	33.23	1 (ix)	4/16 to 3/18
		PHED	0	1 (xi)	4/16 to 3/18
		PHED	0	3 a (i)	4/16 to 3/18
		PHED	18.82	3 a (xiii)	4/16 to 3/18
		PHED	0	5(v)	4/16 to 3/18
		PHED	32.86	8	4/16 to 3/18
139.	XEN PHED City Dn. Jhunjhunu	PHED	7.10	10	4/16 to 3/18
		PHED	48.78	1 (v)	4/16 to 3/18
		PHED	207.90	1 (viii)	4/16 to 3/18
		PHED	0	1 (xiii)	4/16 to 3/18
		PHED	0	2 (iv)	4/16 to 3/18
		PHED	38.38	2 (xi)	4/16 to 3/18
		PHED	0	2 (xiv)	4/16 to 3/18
		PHED	69.67	3 (x)	4/16 to 3/18
		PHED	0	3 (xi)	4/16 to 3/18
		PHED	0	4 (iii)	4/16 to 3/18
		PHED	10.14	4 (iv)	4/16 to 3/18
		PHED	38.96	5	4/16 to 3/18
		PHED	0.16	7 (iii)	4/16 to 3/18
		PHED	0	8 (iii)	4/16 to 3/18
140.	XEN PHED Dn. Neem Ka Thana (Sikar)	PHED	0	8 (v)	4/16 to 3/18
		PHED	0	8 (vi)	4/16 to 3/18
		PHED	0	8 (vii)	4/16 to 3/18
		PHED	24.18	12	4/16 to 3/18
		PHED	0	1 (ix)	4/16 to 3/18
		PHED	75.36	1(b) (x)	4/16 to 3/18

Sr. No.	Name of division	Deptt.	Amount in Lakhs	Para no. of Part-II-B	Period of I.R.
1	2	3	4	5	6
		PHED	0	3 (a)(ii)	4/16 to 3/18
		PHED	0	3 (a)(v)	4/16 to 3/18
		PHED	5.35	3 (b)(vi)	4/16 to 3/18
		PHED	2.82	5	4/16 to 3/18
		PHED	35.64	7	4/16 to 3/18
		PHED	0	8	4/16 to 3/18
		PHED	3.47	10(i)	4/16 to 3/18
		PHED	0	10(ii)	4/16 to 3/18
		PHED	0.45	11	4/16 to 3/18
141.	XEN PHED DRILLING Dn. Jaipur	PHED	0	1(i)	4/15 to 3/18
		PHED	0	1(v)	4/15 to 3/18
		PHED	0	3	4/15 to 3/18
		PHED	18.38	6(a)	4/15 to 3/18
		PHED	0	6(b)	4/15 to 3/18
142.	XEN PHED Dn. Sikar	PHED	0	3(vi)	4/16 to 3/18
		PHED	170.43	4	4/16 to 3/18
		PHED	0	6(v)	4/16 to 3/18
		PHED	0	6(vi)	4/16 to 3/18
		PHED	144.68	7	4/16 to 3/18
		PHED	0.79	10	4/16 to 3/18
143.	XEN PHED PRO.Dn. Dudu	PHED	2.87	1(b)	4/16 to 3/18
		PHED	83.33	2	4/16 to 3/18
144.	XEN PHED DRILLING Dn. ALWAR	PHED	3.20	1(ii)	4/14 to 3/18
		PHED	0	1(iii)	4/14 to 3/18
		PHED	0.64	2	4/14 to 3/18
145.	XEN PHED INVESTIGATION Dn. Jaipur	PHED	2241.26	2	4/17 to 3/18
146.	XEN PHED DRILLING Dn. Pali	PHED	2.86	1(iv)	4/15 to 3/18
		PHED	0	1(v)	4/15 to 3/18
		PHED	0	1(vi)	4/15 to 3/18
		PHED	0	1(vii)	4/15 to 3/18
147.	XEN PHED &HP Dn. Udaipur	PHED	4.13	1(ii)	4/15 to 3/18
		PHED	0.24	2	4/15 to 3/18
		PHED	0	5	4/15 to 3/18
		PHED	0	6	4/15 to 3/18
		PHED	0	7	4/15 to 3/18
148.	XEN PHED PRO. Dn. I Pratap Nagar (Jaipur)	PHED	0	1(i)	4/14 to 3/18
149.	XEN PHED Dn. Khetri	PHED	24.46	1 (i)	4/16 to 3/18
		PHED	0	2 (i)	4/16 to 3/18
		PHED	14.38	3 (vi)	4/16 to 3/18
		PHED	16.68	5 (iii)	4/16 to 3/18
		PHED	15.23	7	4/16 to 3/18
150.	XEN PHED DRILLING Dn. Jodhpur	PHED	5.67	1(a) (ii)	4/14 to 3/18
		PHED	0.87	1(a) (iii)	4/14 to 3/18

Sr. No.	Name of division	Deptt.	Amount in Lakhs	Para no. of Part-II-B	Period of I.R.
1	2	3	4	5	6
		PHED	1.46	1(b) (i)	4/14 to 3/18
		PHED	3.51	1(b) (ii)	4/14 to 3/18
		PHED	0	2	4/14 to 3/18
		PHED	1.86	5	4/14 to 3/18
		PHED	1.87	6	4/14 to 3/18
		PHED	0	8	4/14 to 3/18

ABSTRACT

Name of Deptt.	No. of Units	Amount (in lakhs)
PWD	65	23866.11
WRD	37	26535.85
IGNP	-	-
CAD	-	-
PHED	48	30623.90
Total	150	81025.86

Annexure - X (i)

Non recovery of mobilisation advance and interest there on from the contractors

Sr. No.	Name of Division	Deptt.	Outstanding balance (in lakhs)	Para No. of Part – II - A & B	Period of IR
1	2	3	4	5	6
1	XEN PHED PRO. Dn. TONK	PHED	15.97	3	3/08 to 3/18
2	XEN PHED PRO. Dn. Jaitaran	PHED	252.00	2 PART-II A	1/08 to 3/17
3	XEN PHED PRO. Dn. Pokaran (Jaisalmer)	PHED	2263.62	1b (i) PART II A	10/07 to 3/17
4	XEN PHED PRO. Dn. II Jodhpur	PHED	37.35	1(i)	4/14 to 3/17
5	XEN PHED PRO. Dn. Phagi (Jaipur)	PHED	10.82	4	2/14 to 3/18

ABSTRACT

Name of Deptt.	No. of Units	Amount (in lakhs)
PWD	-	-
WRD	-	-
IGNP	-	-
CAD	-	-
PHED	05	2579.76
Total	05	2579.76

Annexure - X (iii)

Work order issued without site clearance, lack of O&M Works and actions against the responsible officer is required

Sr. No.	Name of Division	Deptt.	Outstanding balance (in lakhs)	Para No. of Part – II - A & B	Period of IR
1	2	3	4	5	6
1.	XEN PHED PRO. Div-I Jhalawar	PHED	0	1(vi)	4/16 to 3/18
2.	XEN PHED Project Div. Baran	PHED	0	1(i)	4/16 to 3/18
		PHED	0	4(i)	4/16 to 3/18
3.	XEN PHED NAGAR Dn. I Kota	PHED	0	2(i)	4/15 to 3/18
		PHED	288	5(ii)	4/15 to 3/18
4.	XEN PHED Distt. Dn. Kota	PHED	34.90	5(i)	4/15 to 3/18
5.	XEN PHED PRO Dn. Bundi	PHED	0	2a (i)	4/16 to 3/18
6.	XEN PHED PRO. Dn. Pokaran (Jaisalmer)	PHED	0	2a (iv)	10/07 to 3/17
		PHED	0	4 (ii)	10/07 to 3/17
7.	XEN PHED PRO. Dn. BALESAR	PHED	0	1 (vi)	2/14 to 3/17
8.	XEN PHED Distt. Dn. I Jhunjhunu	PHED	0	2(iii)PART-II A	4/14 to 3/18
9.	XEN PHED Dn. Mahua	PHED	0	1 (iv)	4/16 to 3/18
		PHED	0	13 (v) (i)	4/16 to 3/18
		PHED	0	13 (v) (ii)	4/16 to 3/18
10.	XEN PHED Dn. Dausa	PHED	0	1 (iv)	4/16 to 3/18
		PHED	0	4(i)	4/16 to 3/18
		PHED	0	5(ii)	4/16 to 3/18
11.	XEN PHED City Dn. Jhunjhunu	PHED	0	1 (i)	4/16 to 3/18
		PHED	0	2 (i)	4/16 to 3/18
		PHED	0	4 (i)	4/16 to 3/18
12.	XEN PHED Dn. Neem Ka Thana (Sikar)	PHED	0	1(b) (iii)	4/16 to 3/18
13.	XEN PHED Dn. Sikar	PHED	0	3(ii)	4/16 to 3/18
14.	XEN PHED Dn. Khetri	PHED	0	2 (x)	4/16 to 3/18

ABSTRACT

Name of Deptt.	No. of Units	Amount (in lakhs)
PWD	-	-
WRD	-	-
IGNP	-	-
CAD	-	-
PHED	14	322.90
Total	14	322.90

Annexure - X (iv)

Full benefit of the scheme was not Provided, seepage of water

Sr. No.	Name of Division	Deptt.	Outstanding balance (in lakhs)	Para No. of Part – II - A & B	Period of IR
1	2	3	4	5	6
1.	XEN PHED PRO. Div-I Jhalawar	PHED	0	1(iii)	4/16 to 3/18
2.	XEN PHED Project Div. Baran	PHED	2.00	1(iii)	4/16 to 3/18
		PHED	0	3(iii)	4/16 to 3/18
3.	XEN PHED PRO. Dn. Bhawanimandi Jhalawar	PHED	0.07	1 (iii)	4/16 to 3/18
4.	XEN PHED Dn. Lakheri	PHED	0	2(ii)	4/14 to 3/18
		PHED	0	3(ii)	4/14 to 3/18
		PHED	0	5(i)	4/14 to 3/18
5.	XEN PHED Dn. Ramganjmandi (Kota)	PHED	0	4(iv)	4/16 to 3/18
6.	XEN PHED PRO. Dn. Soyala (Tonk)	PHED	0	1(vi)	9/14 to 3/18
7.	XEN PHED PRO. Dn. Pokaran (Jaisalmer)	PHED	8687.00	2a (iii)	10/07 to 3/17
8.	XEN PHED PRO. Dn. Pokaran (Jaisalmer)	PHED	0	4 (vi)	10/07 to 3/17
9.	XEN PHED PRO. Dn. SAMBHAR	PHED	0	1 (vii)	9/13 to 3/18
10.	XEN PHED Distt. Dn. I Jhunjhunu	PHED	0	2(ii)PART-II A	4/14 to 3/18
		PHED	0	4(i)	4/14 to 3/18
		PHED	0	4(v)	4/14 to 3/18
11.	XEN PHED PRO. Dn. Phagi (Jaipur)	PHED	0	1(a)(iv)	2/14 to 3/18
12.	XEN PHED Dn. Mahua	PHED	0	1 (iii)	4/16 to 3/18
		PHED	0	2 (i)	4/16 to 3/18
		PHED	0	7 (ii)	4/16 to 3/18
		PHED	0	13 (v) (iii)	4/16 to 3/18
13.	XEN PHED Dn. Dausa	PHED	0	1 (iii)	4/16 to 3/18
		PHED	0	2 (iv)	4/16 to 3/18
		PHED	0	4(vii)	4/16 to 3/18
		PHED	0	5(i)	4/16 to 3/18
		PHED	0	7(ii)	4/16 to 3/18
14.	XEN PHED City Dn. Jhunjhunu XEN PHED City Dn. Jhunjhunu XEN PHED City Dn. Jhunjhunu XEN PHED City Dn. Jhunjhunu	PHED	0	1 (ix)	4/16 to 3/18
		PHED	0	2 (xiii)	4/16 to 3/18
		PHED	0	3 (iii)	4/16 to 3/18
		PHED	0	4 (vii)	4/16 to 3/18
		PHED	0	7 (i)	4/16 to 3/18
15.	XEN PHED Dn. Neem Ka Thana (Sikar)	PHED	0	1 (vii)	4/16 to 3/18
		PHED	0	3 (a)(iv)	4/16 to 3/18
16.	XEN PHED Dn. Sikar	PHED	0	2(vii)	4/16 to 3/18
		PHED	0	3(i)	4/16 to 3/18

Sr. No.	Name of Division	Deptt.	Outstandin g balance (in lakhs)	Para No. of Part – II - A & B	Period of IR
1	2	3	4	5	6
17.	XEN PHED Dn. Khetri	PHED	0	1 (ii)	4/16 to 3/18
		PHED	0	2 (ix)	4/16 to 3/18
		PHED	0	3 (iv)	4/16 to 3/18
		PHED	0	4 (v)	4/16 to 3/18

ABSTRACT

Name of Deptt.	No. of Units	Amount (in lakhs)
PWD	-	-
WRD	-	-
IGNP	-	-
CAD	-	-
PHED	17	8689.07
Total	17	8689.07

Annexure - X (v)

Excess/Less expenditure against the budget allotment, Diversion of budget

Sr. No.	Name of Division	Deptt.	Outstanding balance (in lakhs)	Para No. of Part – II - A & B	Period of IR
1	2	3	4	5	6
1.	XEN PHED Dn. Jhalawar	PHED	0	5(i)	4/16 to 3/18
2.	XEN PHED PRO. Div-I Jhalawar	PHED	1888.59	2	4/16 to 3/18
3.	XEN PHED PRO. Dn. II Jodhpur	PHED	68.89	4	4/14 to 3/17
4.	XEN PHED PRO. Dn. Phagi (Jaipur)	PHED	0	6(a)	2/14 to 3/18
5.	XEN PHED Distt.(Rural) Dn. II Jaipur	PHED	229.37	10	4/16 to 3/18
6.	XEN PHED Dn. Dausa	PHED	8.39	3 b(c)	4/16 to 3/18
7.	XEN PHED INVESTIGATION Dn. Jaipur	PHED	368.62	3	4/17 to 3/18
		PHED	644.13	4	4/17 to 3/18

ABSTRACT

Name of Deptt.	No. of Units	Amount (in lakhs)
PWD	-	-
WRD	-	-
IGNP	-	-
CAD	-	-
PHED	07	3207.99
Total	07	3207.99

Annexure - X (vi)

Over payment to Contractors

Sr. No.	Name of Division	Deptt.	Outstanding balance (in lakhs)	Para No. of Part – II - A & B	Period of IR
1	2	3	4	5	6
1.	XEN PHED Dn. Baran	PHED	0.16	3(ii)	4/15 to 3/18
		PHED	0.83	3(iv)	4/15 to 3/18
2.	XEN PHED Dn. Chhabra (Baran)	PHED	0.36	1(vii)b	4/16 to 3/18
		PHED	1.05	1(viii)c	4/16 to 3/18
		PHED	0.30	2a(ii)	4/16 to 3/18
		PHED	0.37	2b(iii)	4/16 to 3/18
3.	XEN PHED PRO Dn. I Kota	PHED	3.09	1 (viii)	4/16 to 3/18
4.	XEN PHED City Dn. II Kota	PHED	1.02	2a (v)	4/14 to 3/18
5.	XEN PHED PRO. Dn. TONK	PHED	986	1(vi)	3/08 to 3/18
6.	XEN PHED PRO. Dn. Jaitaran	PHED	21.24	1 (xiv)	1/08 to 3/17
7.	XEN PHED PRO. Dn. Pokaran (Jaisalmer)	PHED	274.00	2b (iv)	10/07 to 3/17
8.	XEN PHED Distt. Dn. Jaisalmer	PHED	5.84	1 (ii)	4/16 to 3/17
		PHED	0.30	1 (viii)	4/16 to 3/17
		PHED	23.35	4 (i)	4/16 to 3/17
9.	XEN PHED Dn. III (South) MIstri Khana (Jaipur)	PHED	0	1(i)	2/14 to 3/18
10.	XEN PHED Distt. Dn. I Jhunjhunu	PHED	0.01	1(x)	4/14 to 3/18
		PHED	0.11	2(vii)	4/14 to 3/18
11.	XEN PHED Dn. Mahua	PHED	0.52	8 (iv)	4/16 to 3/18
12.	XEN PHED Dn. Dausa	PHED	3.57	2 (iii)	4/16 to 3/18
		PHED	0.40	4(iii)	4/16 to 3/18
13.	XEN PHED City Dn. Jhunjhunu	PHED	6.00	1 (vi)	4/16 to 3/18
		PHED	5.64	2 (vi)	4/16 to 3/18
14.	XEN PHED Dn. Sikar	PHED	0.93	6(vii)	4/16 to 3/18
15.	XEN PHED PRO.Dn. Dudu	PHED	51.20	1(a)	4/16 to 3/18
16.	XEN PHED Dn. Khetri	PHED	0.19	1 (iii)	4/16 to 3/18
		PHED	0.17	4 (iii)	4/16 to 3/18

ABSTRACT

Name of Deptt.	No. of Units	Amount (in lakhs)
PWD	-	-
WRD	-	-
IGNP	-	-
CAD	-	-
PHED	16	1386.65
Total	16	1386.65

Annexure - X (vii)

Supply of contaminated water, quality of water not ascertain

Sr. No.	Name of Division	Deptt.	Outstanding balance (in lakhs)	Para No. of Part – II - A & B	Period of IR
1	2	3	4	5	6
1	XEN PHED Dn. Baran	PHED	5.59	8(i)	4/15 to 3/18
2	XEN PHED PRO. Dn. SHRI MOHANGARH	PHED	0	2	4/14 to 3/17
3	XEN PHED Distt. (Rural) Dn. I Jaipur	PHED	0	1(a)	4/16 to 3/18
4	XEN PHED Dn. Shahpura (Jaipur)	PHED	36.16	7 (i)	STARTING to 3/18
5	XEN PHED City Dn. Jhunjhunu	PHED	0	8 (ii)	4/16 to 3/18
6	XEN PHED Dn. Sikar	PHED	0	6(ii)	4/16 to 3/18
7	XEN PHED Dn. Khetri	PHED	0	5 (i)	4/16 to 3/18

ABSTRACT

Name of Deptt.	No. of Units	Amount (in lakhs)
PWD	-	-
WRD	-	-
IGNP	-	-
CAD	-	-
PHED	07	41.75
Total	07	41.75

Annexure - X (viii)

Lack of Target achievements

Sr. No	Name of Division	Deptt.	Outstandi ng balance (in lakhs)	Para No. of Part – II - A & B	Period of IR
1	2	3	4	5	6
1.	XEN PHED Dn. Baran	PHED	0	10(ii)	4/15 to 3/18
2.	XEN PHED Dn. Bundi	PHED	0	4(iii)	4/16 to 3/18
3.	XEN PHED Dn. Bhawanimandi	PHED	0	2a	2/14 to 3/18
4.	XEN PHED Distt. Dn. Jaisalmer	PHED	0	9	4/16 to 3/17
5.	XEN PHED Dn. III (South) MIstri Khana (Jaipur)	PHED	0	6 C	2/14 to 3/18
6.	XEN PHED Distt. (Rural) Dn. I Jaipur	PHED	1074.54	6(ii)	4/16 to 3/18
7.	XEN PHED Distt. Dn. I Jhunjhunu	PHED	0	5(c)	4/14 to 3/18
8.	XEN PHED Distt.(Rural) Dn. II Jaipur	PHED	502.17	11 (xvii)	4/16 to 3/18
9.	XEN PHED Dn. Shahpura (Jaipur)	PHED	0	8 (ii)	STARTING to 3/18
10.	XEN PHED Dn. Mahua	PHED	0	4 (c)	4/16 to 3/18
11.	XEN PHED City Dn. II Jyoti Nagar (Jaipur)	PHED	0	11 (ii)	4/15 to 3/18
12.	XEN PHED Dn. Dausa	PHED	0	6(c)	4/16 to 3/18
13.	XEN PHED Dn. Neem Ka Thana (Sikar)	PHED	0	3 (a)(i)	4/16 to 3/18
14.	XEN PHED DRILLING Dn. Jaipur	PHED	0	8(a)	4/15 to 3/18
		PHED	0	8(b)	4/15 to 3/18
15.	XEN PHED Dn. Sikar	PHED	0	2(i)	4/16 to 3/18
		PHED	0	8(iii)	4/16 to 3/18
16.	XEN PHED DRILLING Dn. Pali	PHED	0	1(i)	4/15 to 3/18
17.	XEN PHED &HP Dn. Udaipur	PHED	0	1(iii)	4/15 to 3/18
18.	XEN PHED Dn. Khetri	PHED	0	4 (i)	4/16 to 3/18
		PHED	0	6 (c)	4/16 to 3/18

ABSTRACT

Name of Deptt.	No. of Units	Amount (in lakhs)
PWD	-	-
WRD	-	-
IGNP	-	-
CAD	-	-
PHED	18	1576.71
Total	18	1576.71

Annexure - X (ix)

Lack of supervision and monitoring

Sr. No.	Name of Division	Deptt.	Outstanding balance (in lakhs)	Para No. of Part – II - A & B	Period of IR
1	2	3	4	5	6
1.	XEN PHED Dn. Bundi	PHED	0.20	2(iii)	4/16 to 3/18
2.	XEN PHED PRO Dn. Bundi	PHED	0	4	4/16 to 3/18
3.	XEN PHED Dn. Bhawanimandi	PHED	0	6	2/14 to 3/18
4.	XEN PHED PRO. Dn. UNIYARA TONK	PHED	0	3	4/14 to 3/18
5.	XEN PHED PRO. Dn. II Jodhpur	PHED	0	5	4/14 to 3/17
6.	XEN PHED City Dn. I (North)Jaipur	PHED	0	3 (v)	4/15 to 3/18
7.	XEN PHED Distt. Dn. I Jhunjhunu	PHED	0	1(v)	4/14 to 3/18
		PHED	0	2(iv)	4/14 to 3/18
8.	XEN PHED Distt.(Rural) Dn. II Jaipur	PHED	0	1(ii)	4/16 to 3/18
9.	XEN PHED Dn. Mahua	PHED	0	1 (v)	4/16 to 3/18
		PHED	0	2 (v)	4/16 to 3/18
		PHED	0.34	9	4/16 to 3/18
10.	XEN PHED Dn. Dausa	PHED	0	1 (vi)	4/16 to 3/18
		PHED	0	3 a (vii)	4/16 to 3/18
11.	XEN PHED City Dn. Jhunjhunu	PHED	0	1 (x)	4/16 to 3/18
		PHED	0	2 (viii)	4/16 to 3/18
		PHED	0	3 (xii)	4/16 to 3/18
		PHED	0	7 (v)	4/16 to 3/18
		PHED	0	8 (viii)	4/16 to 3/18
12.	XEN PHED Dn. Neem Ka Thana (Sikar)	PHED	0	1 (viii)	4/16 to 3/18
		PHED	0	1(b) (vi)	4/16 to 3/18
		PHED	0	2 (iii)	4/16 to 3/18
13.	XEN PHED Dn. Sikar	PHED	0	3(iv)	4/16 to 3/18
		PHED	0	6(i)	4/16 to 3/18
14.	XEN PHED INVESTIGATION Dn. Jaipur	PHED	0	1	4/17 to 3/18
15.	XEN PHED Dn. Khetri	PHED	0	2 (vi)	4/16 to 3/18
		PHED	0	5 (vi)	4/16 to 3/18

ABSTRACT

Name of Deptt.	No. of Units	Amount (in lakhs)
PWD	-	-
WRD	-	-
IGNP	-	-
CAD	-	-
PHED	15	0.54
Total	15	0.54

Annexure - X (x)

NON RECOVERY OF EARNEST MONEY

Sr. No.	Name of Division	Deptt.	Outstanding balance (in lakhs)	Para No. of Part – II - A & B	Period of IR
1	2	3	4	5	6
1.	XEN Dn. Pokaran	PHED	0	1(3)	4/16 TO 3/17
2.	XEN PHED Dn. Khetri	PHED	4.47	2 (iii)	4/16 to 3/18

ABSTRACT

Name of Deptt.	No. of Units	Amount (in lakhs)
PWD	-	-
WRD	-	-
IGNP	-	-
CAD	-	-
PHED	02	4.47
Total	02	4.47

Annexure - X (xi)

Refund of Security Deposit (S.D.) and Bank Gurantee (B.G.) before completion of Defect liability period and B.G not as per S.D.

Sr. No.	Name of Division	Deptt.	Outstanding balance (in lakhs)	Para No. of Part – II - A & B	Period of IR
1	2	3	4	5	6
1.	XEN PHED Dn. Jhalawar	PHED	0	4(i)	4/16 to 3/18
2.	XEN PHED Distt. Dn. Kota	PHED	11.90	1(iii)	4/15 to 3/18
3.	XEN PHED Dn. Lakheri	PHED	0.85	4(ii)	4/14 to 3/18
4.	XEN PHED Dn. Ramganjmandi (Kota)	PHED	14.41	3(i)	4/16 to 3/18
		PHED	34.00	3(ii)	4/16 to 3/18
5.	XEN PHED City Dn. III Jaipur(South)	PHED	30.48	1(vii)	4/14 to 3/18
		PHED	0	2(ii)	4/14 to 3/18
6.	XEN PHED City Dn. I (North)Jaipur	PHED	4.38	4 (i)	4/15 to 3/18
7.	XEN PHED Dn. Shahpura (Jaipur)	PHED	0	2 (ii)	STARTING to 3/18
8.	XEN PHED City Dn. Jhunjhunu	PHED	0	1 (xv)	4/16 to 3/18
		PHED	0	2 (xv)	4/16 to 3/18
		PHED	42.31	3 (xiv)	4/16 to 3/18

ABSTRACT

Name of Deptt.	No. of Units	Amount (in lakhs)
PWD	-	-
WRD	-	-
IGNP	-	-
CAD	-	-
PHED	08	138.33
Total	08	138.33

Annexure - X (xii)

Irregularities in submission and approval of time extension cases

Sr. No.	Name of Division	Deptt.	Outstanding balance (in00 lakhs)	Para No. of Part – II - A & B	Period of IR
1	2	3	4	5	6
1.	XEN PHED PRO Dn. Bundi	PHED	0	3 (iii)	4/16 to 3/18
2.	XEN PHED PRO Dn. I Kota	PHED	0	1 (vii)	4/16 to 3/18
3.	XEN PHED Dn. Ramganjmandi (Kota)	PHED	0	4(i)	4/16 to 3/18
		PHED	0	5(i)	4/16 to 3/18
4.	XEN PHED PRO. Dn. Soyala (Tonk)	PHED	0	1(vii)	9/14 to 3/18
5.	XEN PHED Dn. III (South) MIstri Khana (Jaipur)	PHED	0	2(ix)	2/14 to 3/18
6.	XEN PHED Distt. Dn. I Jhunjhunu	PHED	0	1(iii) (b)	4/14 to 3/18
		PHED	0	2(ii) (b)	4/14 to 3/18
		PHED	0	4(iv)	4/14 to 3/18
7.	XEN PHED Dn. Mahua	PHED	0	1 (ii) (b)	4/16 to 3/18
		PHED	0	3 (c)	4/16 to 3/18
8.	XEN PHED Dn. Dausa	PHED	0	1 (ii)(b)	4/16 to 3/18
9.	XEN PHED City Dn. Jhunjhunu	PHED	0	1 (xiv)	4/16 to 3/18
		PHED	0	2 (iii)(b)	4/16 to 3/18
		PHED	0	2 (xvi)	4/16 to 3/18
10.	XEN PHED Dn. Neem Ka Thana (Sikar)	PHED	0	1 (iv)	4/16 to 3/18
		PHED	0	1(b) (ix)	4/16 to 3/18
		PHED	0	3 (b)(ii)(a)	4/16 to 3/18
11.	XEN PHED PRO.Dn. Dudu	PHED	0	4	4/16 to 3/18
12.	XEN PHED Dn. Khetri	PHED	0	2 (iv)(b)	4/16 to 3/18

ABSTRACT

Name of Deptt.	No. of Units	Amount (in lakhs)
PWD	-	-
WRD	-	-
IGNP	-	-
CAD	-	-
PHED	12	-
Total	12	-

Annexure - X (xiii)

Non recovery and lack of action of risk and cost, lack of forfeiture of BG

Sr. No.	Name of Division	Deptt.	Outstanding balance (in lakhs)	Para No. of Part – II - A & B	Period of IR
1	2	3	4	5	6
1.	XEN PHED Project Div. Baran	PHED	0	1PART IIA	4/16 to 3/18
2.	XEN PHED Dn. Chhabra (Baran)	PHED	0	1(viii)b	4/16 to 3/18
3.	XEN PHED PRO. Dn. Pokaran (Jaisalmer)	PHED	0	2a (ii)	10/07 to 3/17
4.	XEN PHED City Dn. II Jyoti Nagar (Jaipur)	PHED	0	2 (ii)	4/15 to 3/18

ABSTRACT

Name of Deptt.	No. of Units	Amount (in lakhs)
PWD	-	-
WRD	-	-
IGNP	-	-
CAD	-	-
PHED	04	-
Total	04	-

Annexure-Y

Statement showing balance under liquidated damages etc. Material Purchase Settlement Suspense Account(MPSSA)/stock balance

Sr. No.	Name of division	Deptt.	Amount in Lakhs	Para no. of Part-II-B	Period of I.R.
1	2	3		5	6
1.	XEN PWD Dn. Malpura (Tonk)	PWD	-	7(9)	2017-18
2.	XEN PWD Dn. Kuchaman City (Nagaur)	PWD	-	8(10)	2017-18
3.	XEN PWD Dn. Kekdi (Ajmer)	PWD	-	6(10)	2017-18
4.	XEN PWD Dn. Deedwana (Nagaur)	PWD	-	6(10)	2017-18
5.	XEN PWD Dn. Degana (Nagaur)	PWD	-	8(10)	2017-18
6.	XEN PWD Dn. Parbatsar (Nagaur)	PWD	-	5(10)	2017-18
7.	XEN PWD Dn. Nagaur	PWD	-	5(15)	2017-18
8.	XEN PWD Dn. Merta City (Nagaur)	PWD	-	5(10)	2017-18
9.	XEN PWD Dn. Merta City (Nagaur)	PWD	-	6(13)	2017-18
10.	XEN PWD Dn. Chomella	PWD	-	8(13)	2017-18
11.	XEN PWD Dn. Aklera Jhalawar	PWD	-	7(14)	2017-18
12.	XEN PWD Dn. I-Sawai madhopur	PWD	-	9(12)	2017-18
13.	XEN PWDDn. Sapotara	PWD	-	7(12)	2017-18
14.	XEN PWDDn. Hindaun City	PWD	-	8(8)	2017-18
15.	XEN PWD Dn. I Bharatpur	PWD	-	7(12)	2017-18
16.	XEN PWD Dn. Bayana	PWD	-	8(12)	2017-18
17.	XEN PWD Dn. Beawar (Ajmer)	PWD	-	7(9)	2017-18
18.	XEN PWD Dn. I Bhilwara	PWD	-	6(13)	2017-18
19.	XEN PWD Dn. Ajmer	PWD	-	9(9)	2017-18
20.	XEN PWD Dn. I Barmer	PWD	-	6(10)	2017-18
21.	XEN PWD NH Dn. Barmer	PWD	-	6(10)	2017-18
22.	XEN PWD Dn. I Alwar	PWD	-	8(13)	2017-18
23.	XEN PWD Mechanical Dn. Jaipur	PWD	-	2(7)	2017-18
24.	XEN PWD Dn. Shahpura Jaipur	PWD	-	7(9)	2017-18
25.	XEN PWD NH Dn. I Jaipur	PWD	-	7(9)	2017-18
26.	XEN PWD Dn. Sikandra Dausa	PWD	-	10(8)	2017-18
27.	XEN PWD Dn. II Alwar	PWD	-	4(9)	2017-18
28.	XEN PWD Dn. Phulera Jaipur	PWD	-	7(9)	2017-18
29.	XEN PWD Dn. Balotra	PWD	-	6(8)	2017-18
30.	XEN PWD Dn. Dausa	PWD	-	8(12)	2017-18
31.	XEN PWD Dn. Bikaner	PWD	-	7(15)	2017-18
32.	XEN PWD NH Dn. Kota	PWD	-	7(10)	2017-18
33.	XEN PWD Dn. Sangod (Kota)	PWD	-	9(9)	2017-18
34.	XEN PWD Dn. Anoopgarh	PWD	-	8(15)	2017-18
35.	XEN PWD City Dn. Kota	PWD	-	7(12)	2017-18
36.	XEN PWD Dn. Ratangarh (Churu)	PWD	-	6(10)	2017-18
37.	XEN PWD Dn. Chhabra (Baran)	PWD	-	8(10)	2017-18

Sr. No.	Name of division	Deptt.	Amount in Lakhs	Para no. of Part-II-B	Period of I.R.
1	2	3		5	6
38.	XEN PWD Dn. Shahbad (Baran)	PWD	-	9(10)	2017-18
39.	XEN PWD Dn. Khanpur (Jhalawar)	PWD	-	10(9)	2017-18
40.	XEN PWD Dn. Garhi (Banswara)	PWD	-	6(13)	2017-18
41.	XEN PWD Dn. III Pratapgarh	PWD	-	10(9)	2017-18
42.	XEN PWD Dn. Dhariyawad	PWD	-	5(13)	2017-18
43.	XEN PWD Dn. Nimbaheera	PWD	-	7(7)	2017-18
44.	XEN PWD City Dn. Udaipur	PWD	-	5(10)	2017-18
45.	XEN PWD City Dn. Ballabhnagar	PWD	-	6(10)	2017-18
46.	XEN PWD City Dn. Khairwara	PWD	-	7(12)	2017-18
47.	XEN PWD City Dn. Begun	PWD	-	7(13)	2017-18
48.	XEN PWD City Dn. Simalwara	PWD	-	7(10)	2017-18
49.	XEN PWD Dn. Bari	PWD	-	7(10)	2017-18
50.	XEN PWD Dn. Abu road	PWD	-	6(9)	2017-18
51.	XEN PWD Dn. I Banswara	PWD	-	8(13)	2017-18
52.	XEN PWD Dn. Chittorgarh	PWD	-	9(8)	2017-18
53.	XEN PWD Dn. Bhinmal	PWD	-	7(8)	2017-18
54.	XEN PWD Dn. II Sawaimadhampur	PWD	-	6(11)	2017-18
55.	XEN PWD Dn. Sirohi	PWD	-	6(10)	2017-18
56.	XEN PWD Dn. Baran	PWD	-	7(12)	2017-18
57.	XEN PWD Dn. Ramganjmandi	PWD	-	7(10)	2017-18
58.	XEN PWD Dn. Suratgarh	PWD	-	6(14)	2017-18
59.	XEN PWD Dn. Tonk	PWD	-	13(15)	2017-18
60.	XEN PWD Dn. Rajgarh (Alwar)	PWD	-	8(15)	2017-18
61.	XEN PWD Dn. I Jaisalmer	PWD	-	7(12)	2014-18
62.	XEN PWD Dn. Navalgarh	PWD	-	9(10)	2017-18
63.	XEN PWD Dn. SMS Medical college Jaipur	PWD	-	6(9)	2017-18
64.	XEN PWD Dn. Khetri	PWD	-	7(10)	2017-18
65.	XEN PWD Dn. Sikar	PWD	-	9(10)	2017-18
66.	XEN PWD Dn. Jhujhunu	PWD	-	6(10)	2017-18
67.	XEN PWD Dn. Dungarpur	PWD	-	12(12)	2017-18
68.	XEN PWD Dn. Salumber	PWD	-	6(10)	2017-18
69.	XEN PWD City Dn. I jaipur	PWD	-	10(9)	2017-18
70.	XEN PWD Construction Dn. Jaipur	PWD	-	4(10)	2017-18
71.	XEN PWD Dn. Fatehpur	PWD	-	8(14)	2017-18
72.	XEN PWD Dn. III Jaipur	PWD	-	8(10)	2017-18
73.	XEN PWD NH-Dn,Pali	PWD	-	7(10)	2017-18
74.	XEN Khamera canal Dn. Mahi Proj. Banswara	WRD	-	4(8)	2017-18
75.	XEN WRD Anoopgarh Branch Dn. I Shri Vijaynagar	WRD	-	7(8)	2017-18
76.	XEN WRD Gangnagar regulation, Dn. Sriganganagar	WRD	-	4(16)	2017-18

Sr. No.	Name of division	Deptt.	Amount in Lakhs	Para no. of Part-II-B	Period of I.R.
1	2	3		5	6
77.	XEN WRD Dn. Rawatsar	WRD	-	6(8)	2017-18
78.	XEN WRD Dn. I Hanumangarh	WRD	-	7(8)	2017-18
79.	XEN WRD (LMC) Dn. Ghari Partapur Banswara	WRD	-	4(9)	2017-18
80.	XEN WRD Dn. Nohar	WRD	-	7(12)	2013-18
81.	XEN WRD RWSRP Dn. Raisinghnagar	WRD	-	6(8)	2017-18
82.	XEN WRD Jakhm Dam Dhariyabad	WRD	-	-	2017-18
83.	XEN WRD Parwan Project Dn. I Jhalawar	WRD	-	5(11)	2013-18
84.	XEN WRD Parwan Project Dn. II Jhalawar	WRD	-	4(11)	2013-18
85.	XEN WRD Dn. Rajsamand	WRD	-	7(12)	2017-18
86.	XEN WRD Dn. Udaipur	WRD	-	7(9)	2017-18
87.	XEN WRD Dn. IV NCP Sanchore	WRD	-	7(8)	2017-18
88.	XEN WRD Dn. III Baran	WRD	-	6(12)	2017-18
89.	XEN WRD Dn. I Baran	WRD	-	8(12)	2017-18
90.	XEN WRD Dn. Pratapgarh	WRD	-	5(15)	2017-18
91.	XEN WRD Medium irrigation project Bhawanimandi Kota	WRD	-	7(9)	2017-18
92.	XEN WRD Dn. Aklera Jhalawar	WRD	-	9(10)	2017-18
93.	XEN WRD Dn. Banswara	WRD	-	7(8)	2017-18
94.	XEN WRD Dn. Chawali, Jhalawar	WRD	-	8(9)	2017-18
95.	XEN WRD Dn. Jalore	WRD	-	8(11)	2017-18
96.	XEN WRD Dn. Dungarpur	WRD	-	7(12)	2017-18
97.	XEN WRD Dn. Jhalawar	WRD	-	7(11)	2017-18
98.	XEN WRD Dn. Kota	WRD	-	11(9)	2017-18
99.	XEN WRD Dn. Alwar	WRD	-	5(8)	2017-18
100.	XEN WRD Dn. II Dholpur	WRD	-	7(9)	2017-18
101.	XEN WRD Dn. Karoli	WRD	-	6(8)	2017-18
102.	XEN WRD Dn. I Dholpur	WRD	-	8(9)	2017-18
103.	XEN WRD Dn. Sikar	WRD	-	9(10)	2017-18
104.	XEN WRD Dn. Tonk	WRD	-	9(11)	2017-18
105.	XEN WRD Regulation Dn. I Hanumangarh	WRD	-	7(10)	2017-18
106.	XEN WRD Dn. II Hanumangarh	WRD	-	9(10)	2017-18
107.	XEN WRD Dn. Bhikabhai, Sagwara	WRD	-	5(12)	2017-18
108.	XEN PWD 20Dn, IGNP, Bikaner	IGNP	-	10(8)	2017-18
109.	XEN TMC, IGNP Dn. Mohangarh (Jaisalmer)	IGNP	-	7(12)	2017-18
110.	XEN kolayat lift Dn. IGNP Bikaner	IGNP	-	4(8)	2017-18

Sr. No.	Name of division	Deptt.	Amount in Lakhs	Para no. of Part-II-B	Period of I.R.
1	2	3		5	6
111.	XEN 10 th Dn. IGNP Taranagar (Churu)	IGNP	-	7(7)	2017-18
112.	XEN Gang Canal, OFD Dn. III Suratgarh	CAD	-	4(8)	2014-18
113.	XEN Gang Canal, OFD Dn. I Srivijaynagar Hanumangarh	CAD	-	5(7)	2013-18
114.	XEN Gang Canal, OFD Dn. VII GangCanal Sriganganagar	CAD	-	6(7)	2013-18
115.	XEN LMC Dn. I CAD Kota	CAD	-	7(7)	2015-18
116.	XEN PHED Dn. Baran	PHED	9.17	11(xiv)	4/15 to 3/18
117.	XEN PHED Distt. Dn. Kota	PHED	9.21	9(xi)	4/15 to 3/18
118.	XEN PHED Dn. Ramganjmandi (Kota)	PHED	10.02	11(xi)	4/16 to 3/18
119.	XEN PHED Dn. III (South) MIstri Khana (Jaipur)	PHED	0	8(xi)	2/14 to 3/18
120.	XEN PHED Distt. (Rural) Dn. I Jaipur	PHED	7.31	8(xviii)	4/16 to 3/18
121.	XEN PHED City Dn. I (North)Jaipur	PHED	3.60	8 (xi)	4/15 to 3/18
122.	XEN PHED Distt.(Rural) Dn. II Jaipur	PHED	2.55	11 (xv)	4/16 to 3/18
123.	XEN PHED Dn. Mahua	PHED	20.96	12 (x)	4/16 to 3/18
124.	XEN PHED Dn. Dausa	PHED	92.76	12(x)	4/16 to 3/18
125.	XEN PHED DRILLING Dn. Jaipur	PHED	2.20	9(xviii)	4/15 to 3/18
126.	XEN PHED Dn. Sikar	PHED	6.30	11(xv)	4/16 to 3/18
127.	XEN PHED DRILLING Dn. ALWAR	PHED	2.41	6(xi)	4/14 to 3/18
128.	XEN PHED Dn. Khetri	PHED	5.87	10 (xiv)	4/16 to 3/18

ABSTRACT

Name of Deptt.	No. of Units	Amount (in lakhs)
PWD	73	-
WRD	34	-
IGNP	04	-
CAD	04	-
PHED	13	172.36
Total	128	172.36

Annexure - Y(i)

Statement-I: - Statement showing the delay in the receipt of Monthly Accounts Vouchers

A-MONTHLY ACCOUNTS

B-VOUCHERS

POSITION OF RECEIPT OF MONTHLY P.W. ACCOUNTS (INCLUDING PHED & WATER RESOURCES ETC.) IN THE OFFICE OF THE PRINCIPAL ACCOUNTANT GENERAL(A&E) DURING THE FINANCIAL YEAR 2016-17

Months of Accounts	Total number of Division Number of works Division from which A/c received within due date	Number of works Divisions from whom accounts were received late up to		Number of accounts excluded/ included
		7 days	15 days More than 15 days	
NIL				

Annexure-Z

Statement showing the case of losses to Government

Sr. No.	Name of division	Deptt.	Amount in Lakhs	Para no. of Part-II-B	Period of I.R.
1	2	3	4	5	6
1.	XEN PWD Dn. Malpura (Tonk)	PWD	413.93	1(1)pt-IIA	2017-18
2.	XEN PWD Dn. Deedwana (Nagaur)	PWD	81.44	3(11)	2017-18
3.	XEN PWD Dn. Degana (Nagaur)	PWD	191.05	4(2)	2017-18
		PWD	36.63	5	2017-18
4.	XEN PWD Dn. Nagaur	PWD	0.47	1(3)	2017-18
		PWD	76.55	2(1)	2017-18
5.	XEN PWD Dn. Mandalgarh (Bhilwara)	PWD	42.74	1(1)-pt-II-A	2017-18
6.	XEN PWDDn. Hindaun City	PWD	100.00	1-pt-II-A	2017-18
7.	XEN PWD Dn. I Bhilwara	PWD	0.98	1(5)	2017-18
		PWD	0.18	1(8)	2017-18
		PWD	3.75	2(3a)	2017-18
		PWD	26.79	3(1)	2017-18
		PWD	3.70	3(2)	2017-18
8.	XEN PWD City Dn. Ajmer	PWD	56.42	6,7	2017-18
9.	XEN PWD Dn. Fulera	PWD	15.89	3(1), 7	2017-18
10.	XEN PWD Dn. Dausa	PWD	13.95	2,6,9(8)	2017-18
11.	XEN PWD Dn. Bikaner	PWD	27.80	4	2017-18
12.	XEN PWD Dn. Nimbahera	PWD	146.63	7(18)	2017-18
13.	XEN PWD City Dn. Ballabhnagar	PWD	7.10	6(21)	2017-18
14.	XEN PWD City Dn. Khairwara	PWD	99.05	7(16)	2017-18
15.	XEN PWD Dn. I Banswara	PWD	-	6	2017-18
16.	XEN PWD Dn. Suratgarh	PWD	-	1(1)	2017-18
17.	XEN WRD Dn. I Baran	WRD	485.41	2(3)	2017-18
18.	XEN WRD Jawai Canal Dn. Sumerpur	WRD	19.29	4(2)	2017-18
19.	XEN WRD Dn. Sawaimadhopur	WRD	137.76	3(3)	2017-18
20.	XEN WRD Dn. Karoli	WRD	99.74	1(2)-II-A	2017-18
21.	XEN WRD Dn. II Hanumangarh	WRD	14.09	3(1)	2017-18
22.	XEN WRD Dn. Udaipur	WRD	0.66	7	2017-18
23.	XEN PHED NAGAR Dn. I Kota	PHED	143.37	4	4/15 to 3/18
24.	XEN PHED Distt. Dn. I Jhunjhunu	PHED	181.89	1 PART-II A	4/14 to 3/18
25.	XEN PHED Dn. Shahpura (Jaipur)	PHED	187.00	1 PART II A	STARTING to 3/18
26.	XEN PHED Dn. Mahua	PHED	120.33	1 PART II A	4/16 to 3/18
27.	XEN PHED City Dn. Jhunjhunu	PHED	183.31	1 PART II A	4/16 to 3/18
28.	XEN PHED Dn. Neem Ka Thana (Sikar)	PHED	3.50	3 (b)(vii)	4/16 to 3/18
29.	XEN PHED Dn. Sikar	PHED	0	1	4/16 to 3/18
30.	XEN PHED DRILLING Dn. ALWAR	PHED	2.29	1(i)	4/14 to 3/18
31.	XEN PHED DRILLING Dn. Pali		1.18	1(ii)	4/15 to 3/18
			0.08	4(b)	4/15 to 3/18

Sr. No.	Name of division	Deptt.	Amount in Lakhs	Para no. of Part-II-B	Period of I.R.
1	2	3	4	5	6
32.	XEN PHED Dn. Khetri	PHED	143.96	1 PART-II A	4/16 to 3/18

ABSTRACT

Name of Deptt.	No. of Units	Amount (in lakhs)
PWD	16	1345.05
WRD	06	756.95
IGNP	-	-
CAD	-	-
PHED	10	966.91
Total	32	3068.91

SUMMARY OF ABSTRACTS

Annual Review on Works Divisions for the Year 2018-19

Annexure-2

Sr. No.	Name Of Department	No. of Units	Outstanding No. of Form-51 as on 03/2018
1	PWD	14	65
2	WRD	09	88
3	IGNP	-	-
4	CAD	-	-
5	PHED	08	29
	Total	31	182

Annexure-A

Sr. No.	Name Of Department	No. of Units	Amount (Rs. In lakh)
1	PWD	01	5.90
2	WRD	-	-
3	IGNP	-	-
4	CAD	-	-
5	PHED	01	14.52
	Total	02	20.42

Annexure-A-1

Sr. No.	Name Of Department	No. of Units	Amount (Rs. In lakh)
1	PWD	67	-
2	WRD	30	-
3	IGNP	04	-
4	CAD	04	-
5	PHED	42	-
	Total	147	-

Annexure-A-2

Sr. No.	Name Of Department	No. of Units	Amount (Rs. In lakh)
1	PWD	47	529.35
2	WRD	23	385.65
3	IGNP	02	153.39
4	CAD	04	38.66
5	PHED	36	1084.65
	Total	112	2191.70

Annexure-A-2(i)

Sr. No.	Name Of Department	No. of Units	Amount (Rs. In lakh)
1	PWD	-	-
2	WRD	-	-
3	IGNP	-	-
4	CAD	-	-
5	PHED	09	107.85
	Total	09	107.85

Annexure-A-2(ii)

Sr. No.	Name Of Department	No. of Units	Amount (Rs. In lakh)
1	PWD	-	-

2	WRD	-	-
3	IGNP	-	-
4	CAD	-	-
5	PHED	30	1667.47
	Total	30	1667.47
Annexure-A-2(iii)			
Sr. No.	Name Of Department	No. of Units	Amount (Rs. In lakh)
1	PWD	-	-
2	WRD	-	-
3	IGNP	-	-
4	CAD	-	-
5	PHED	06	2375.89
	Total	06	2375.89
Annexure-B			
Sr. No.	Name Of Department	No. of Units	Amount (Rs. In lakh)
1	PWD	79	-
2	WRD	39	-
3	IGNP	04	-
4	CAD	04	-
5	PHED	49	-
	Total	175	-
Annexure-C			
Sr. No.	Name Of Department	No. of Units	Amount (Rs. In lakh)
1	PWD	79	-
2	WRD	39	-
3	IGNP	04	-
4	CAD	04	-
5	PHED	49	-
	Total	175	-
Annexure-D			
Sr. No.	Name Of Department	No. of Units	Amount (Rs. In lakh)
1	PWD	76	-
2	WRD	39	-
3	IGNP	03	-
4	CAD	04	-
5	PHED	47	-
	Total	169	-
Annexure-E			
Sr. No.	Name Of Department	No. of Units	Amount (Rs. In lakh)
1	PWD	79	-
2	WRD	38	-
3	IGNP	04	-
4	CAD	04	-
5	PHED	47	-
	Total	172	-
Annexure-F			
Sr. No.	Name Of Department	No. of Units	Amount (Rs. In lakh)
1	PWD	79	63.61
2	WRD	39	275.13
3	IGNP	04	-
4	CAD	04	438.87
5	PHED	37	721.83
	Total	163	1499.44

Annexure-G			
Sr. No.	Name Of Department	No. of Units	Amount (Rs. In lakh)
1	PWD	63	-
2	WRD	32	-
3	IGNP	04	-
4	CAD	04	-
5	PHED	38	-
	Total	141	-
Annexure-H			
Sr. No.	Name Of Department	No. of Units	Amount (Rs. In lakh)
1	PWD	-	-
2	WRD	38	-
3	IGNP	-	-
4	CAD	04	-
5	PHED	01	-
	Total	43	-
Annexure-I			
Sr. No.	Name Of Department	No. of Units	Amount (Rs. In lakh)
1	PWD	76	716.04
2	WRD	39	249.01
3	IGNP	04	118.00
4	CAD	04	57.62
5	PHED	15	558.22
	Total	138	1698.89
Annexure-J			
Sr. No.	Name Of Department	No. of Units	Amount (Rs. In lakh)
1	PWD	77	95975.50
2	WRD	40	28328.76
3	IGNP	04	1975.04
4	CAD	04	2616.68
5	PHED	45	48187.34
	Total	170	177083.32
Annexure-K			
Sr. No.	Name Of Department	No. of Units	Amount (Rs. In lakh)
1	PWD	04	-
2	WRD	-	-
3	IGNP	-	-
4	CAD	-	-
5	PHED	01	-
	Total	05	-
Annexure-L			
Sr. No.	Name Of Department	No. of Units	Amount (Rs. In lakh)
1	PWD	79	-
2	WRD	36	-
3	IGNP	04	-
4	CAD	04	-
5	PHED	-	-
	Total	123	-
Annexure-M			
Sr. No.	Name Of Department	No. of Units	Amount (Rs. In lakh)
1	PWD	72	-
2	WRD	35	-
3	IGNP	4	-

4	CAD	4	-
5	PHED	47	
	Total	162	
Annexure-N			
Sr. No.	Name Of Department	No. of Units	Amount (Rs. In lakh)
1	PWD	11	-
2	WRD	12	-
3	IGNP	02	-
4	CAD	04	-
5	PHED	-	-
	Total	29	-
Annexure-O			
Sr. No.	Name Of Department	No. of Units	Amount (Rs. In lakh)
1	PWD	71	1106.76
2	WRD	38	5135.78
3	IGNP	04	-
4	CAD	04	-
5	PHED	26	22212.69
	Total	143	28455.23
Annexure-P			
Sr. No.	Name Of Department	No. of Units	Amount (Rs. In lakh)
1	PWD	05	27.63
2	WRD	-	-
3	IGNP	-	-
4	CAD	-	-
5	PHED	09	373.34
	Total	14	400.97
Annexure-Q			
Sr. No.	Name Of Department	No. of Units	Amount (Rs. In lakh)
1	PWD	49	7527.87
2	WRD	13	1364.25
3	IGNP	-	-
4	CAD	-	-
5	PHED	-	-
	Total	62	8892.12
Annexure-R			
Sr. No.	Name Of Department	No. of Units	Amount (Rs. In lakh)
1	PWD	09	342.21
2	WRD	01	12.16
3	IGNP	-	-
4	CAD	-	-
5	PHED	29	1683.65
	Total	39	2038.02
Annexure-R(i)			
Sr. No.	Name Of Department	No. of Units	Amount (Rs. In lakh)
1	PWD	-	-
2	WRD	-	-
3	IGNP	-	-
4	CAD	-	-
5	PHED	14	373.25
	Total	14	373.25
Annexure-R(ii)			
Sr. No.	Name Of Department	No. of Units	Amount (Rs. In lakh)

1	PWD	-	-
2	WRD	-	-
3	IGNP	-	-
4	CAD	-	-
5	PHED	05	30.62
	Total	05	30.62
Annexure-R(iii)			
Sr. No.	Name Of Department	No. of Units	Amount (Rs. In lakh)
1	PWD	-	-
2	WRD	-	-
3	IGNP	-	-
4	CAD	-	-
5	PHED	01	-
	Total	01	-
Annexure-R(iv)			
Sr. No.	Name Of Department	No. of Units	Amount (Rs. In lakh)
1	PWD	-	-
2	WRD	-	-
3	IGNP	-	-
4	CAD	-	-
5	PHED	03	-
	Total	03	-
Annexure-R(v)			
Sr. No.	Name Of Department	No. of Units	Amount (Rs. In lakh)
1	PWD	-	-
2	WRD	-	-
3	IGNP	-	-
4	CAD	-	-
5	PHED	05	129.42
	Total	05	129.42
Annexure-R(vi)			
Sr. No.	Name Of Department	No. of Units	Amount (Rs. In lakh)
1	PWD	-	-
2	WRD	-	-
3	IGNP	-	-
4	CAD	-	-
5	PHED	03	-
	Total	03	-
Annexure-R(vii)			
Sr. No.	Name Of Department	No. of Units	Amount (Rs. In lakh)
1	PWD	-	-
2	WRD	-	-
3	IGNP	-	-
4	CAD	-	-
5	PHED	10	58.55
	Total	10	58.55
Annexure-R(viii)			
Sr. No.	Name Of Department	No. of Units	Amount (Rs. In lakh)
1	PWD	-	-
2	WRD	-	-
3	IGNP	-	-
4	CAD	-	-
5	PHED	19	776.27

	Total	19	776.27	
Annexure-R(ix)				
Sr. No.	Name Of Department	No. of Units	Amount (Rs. In lakh)	
1	PWD	-	-	
2	WRD	-	-	
3	IGNP	-	-	
4	CAD	-	-	
5	PHED	06	1.82	
	Total	06	1.82	
Annexure-S				
Sr. No.	Name Of Department	No. of Units	Amount (Rs. In lakh)	
1	PWD	66	10003.39	
2	WRD	26	1471.99	
3	IGNP	04	199.12	
4	CAD	01	0.48	
5	PHED	25	8028.69	
	Total	122	19703.67	
Annexure-T				
Sr. No.	Name Of Department	No. of Units	Amount (Rs. In lakh)	
1	PWD	18	1728.23	
2	WRD	13	128.12	
3	IGNP	-	-	
4	CAD	-	-	
5	PHED	08	139.90	
	Total	39	1996.25	
Annexure-U				
Sr. No.	Name Of Department	No. of Units	Amount (Rs. In lakh)	
1	PWD	10	-	
2	WRD	07	-	
3	IGNP	-	-	
4	CAD	-	-	
5	PHED	28	-	
	Total	45	-	
Annexure-V				
Sr. No.	Name Of Department	No. of Units	Amount (Rs. In lakh)	
			Challans	Cheques
1	PWD	75	322.40	3862.37
2	WRD	35	641.66	2749.89
3	IGNP	04	47.16	353.32
4	CAD	04	-	-
5	PHED	31	1127.29	464.85
	Total	149	2138.51	7430.43
Annexure-W				
Sr. No.	Name Of Department	No. of Units	Amount (Rs. In lakh)	
1	PWD	56	2339.28	
2	WRD	31	3172.81	
3	IGNP	04	3313.95	
4	CAD	03	104.72	
5	PHED	36	6725.04	
	Total	130	15655.80	

Annexure-X			
Sr. No.	Name Of Department	No. of Units	Amount (Rs. In lakh)
1	PWD	65	23866.11
2	WRD	37	26535.85
3	IGNP	-	-
4	CAD	-	-
5	PHED	48	30623.90
	Total	150	81025.86
Annexure-X(i)			
Sr. No.	Name Of Department	No. of Units	Amount (Rs. In lakh)
1	PWD	-	-
2	WRD	-	-
3	IGNP	-	-
4	CAD	-	-
5	PHED	05	2579.76
	Total	05	2579.76
Annexure-X(iii)			
Sr. No.	Name Of Department	No. of Units	Amount (Rs. In lakh)
1	PWD	-	-
2	WRD	-	-
3	IGNP	-	-
4	CAD	-	-
5	PHED	14	322.90
	Total	14	322.90
Annexure-X(iv)			
Sr. No.	Name Of Department	No. of Units	Amount (Rs. In lakh)
1	PWD	-	-
2	WRD	-	-
3	IGNP	-	-
4	CAD	-	-
5	PHED	17	8689.07
	Total	17	8689.07
Annexure-X(v)			
Sr. No.	Name Of Department	No. of Units	Amount (Rs. In lakh)
1	PWD	-	-
2	WRD	-	-
3	IGNP	-	-
4	CAD	-	-
5	PHED	07	3207.99
	Total	07	3207.99
Annexure-X(vi)			
Sr. No.	Name Of Department	No. of Units	Amount (Rs. In lakh)
1	PWD	-	-
2	WRD	-	-
3	IGNP	-	-
4	CAD	-	-
5	PHED	16	1386.65
	Total	16	1386.65
Annexure-X(vii)			
Sr. No.	Name Of Department	No. of Units	Amount (Rs. In lakh)
1	PWD	-	-
2	WRD	-	-
3	IGNP	-	-

4	CAD	-	-
5	PHED	07	41.75
	Total	07	41.75
Annexure-X(viii)			
Sr. No.	Name Of Department	No. of Units	Amount (Rs. In lakh)
1	PWD	-	-
2	WRD	-	-
3	IGNP	-	-
4	CAD	-	-
5	PHED	18	1576.71
	Total	18	1576.71
Annexure-X(ix)			
Sr. No.	Name Of Department	No. of Units	Amount (Rs. In lakh)
1	PWD	-	-
2	WRD	-	-
3	IGNP	-	-
4	CAD	-	-
5	PHED	15	0.54
	Total	15	0.54
Annexure-X(x)			
Sr. No.	Name Of Department	No. of Units	Amount (Rs. In lakh)
1	PWD	-	-
2	WRD	-	-
3	IGNP	-	-
4	CAD	-	-
5	PHED	02	4.47
	Total	02	4.47
Annexure-X(xi)			
Sr. No.	Name Of Department	No. of Units	Amount (Rs. In lakh)
1	PWD	-	-
2	WRD	-	-
3	IGNP	-	-
4	CAD	-	-
5	PHED	08	138.33
	Total	08	138.33
Annexure-X(xii)			
Sr. No.	Name Of Department	No. of Units	Amount (Rs. In lakh)
1	PWD	-	-
2	WRD	-	-
3	IGNP	-	-
4	CAD	-	-
5	PHED	12	-
	Total	12	-
Annexure-X(xiii)			
Sr. No.	Name Of Department	No. of Units	Amount (Rs. In lakh)
1	PWD	-	-
2	WRD	-	-
3	IGNP	-	-
4	CAD	-	-
5	PHED	04	-
	Total	04	-
Annexure-Y			
Sr. No.	Name Of Department	No. of Units	Amount (Rs. In lakh)

1	PWD	73	-
2	WRD	34	-
3	IGNP	04	-
4	CAD	04	-
5	PHED	13	172.36
	Total	128	172.36

Annexure-Z

Sr. No.	Name Of Department	No. of Units	Amount (Rs. In lakh)
1	PWD	16	1345.05
2	WRD	06	756.95
3	IGNP	-	-
4	CAD	-	-
5	PHED	10	966.91
	Total	32	3068.91